



Date: August 31, 2024

To,

BSE Limited

Department of Corporate Services,
SP. J. Towers, Dalal Street, Mumbai – 400 001
(Scrip Code-508933)

National Stock Exchange of India Limited

Exchange Plaza, Bandra-Kurla Complex, Bandra
(E), Mumbai – 400 051
(Symbol : AYMSYNTEX)

Dear Sir/ Madam,

Subject: Notice of 41st Annual General Meeting (AGM) and Annual Report for the financial year ended 2023-24 & E- Voting Information.

In compliance with Regulation 30 and 34 of the SEBI (Listing Obligations and Disclosure Requirements) Regulations, 2015, please find attached herewith the Annual Report of the Company for the financial year 2023-24 along with the Notice of the 41st Annual General Meeting (“AGM”), dispatched to the members on August 31, 2024. The Annual General Meeting of the Company is scheduled to be held on **Wednesday, September 25, 2024 at 12.00 noon (IST)** through Video Conferencing (“VC”)/ Other Audio Visual Means (“OAVM”) without the physical presence of the Members.

Further, pursuant to Regulation 44 of SEBI (LODR) Regulations, 2015, read with Companies (Management and Administration) Rules, 2014, the Company is providing e-voting facility to its shareholders in respect of resolutions to be considered at the AGM. The Company has engaged the services of National Securities Depository Limited (NSDL) as the authorized agency to provide remote e-voting facility.

The remote e-voting facility shall be kept open from **Sunday, 22nd September, 2024 (9:00 a.m.)** to **Tuesday, 24th September, 2024 (5:00 p.m.)** for shareholders to cast their votes electronically. The cut-off date for voting (including remote e-voting) shall be **Wednesday, 18th September, 2024**. Detailed instructions with respect to voting have been mentioned in the Notice convening the AGM.

AYM SYNTEX LIMITED



Pursuant to General Circular dated May 5, 2020, read with other relevant circulars issued subsequently from time to time, dated December 28, 2022, latest being circular dated September 25, 2023 (“MCA Circulars”) issued by the Ministry of Corporate Affairs (“MCA”) (collectively referred to as 'MCA Circulars') and SEBI Circular no. SEBI/HO /CFD/CMD1/CIR/P/2020/79 dated May 12, 2020 read with other relevant circulars issued subsequently from time to time, Circular dated January 5, 2023 and latest Circular being dated October 7, 2023 (collectively referred to as “SEBI Circulars”), it is permitted to hold the AGM through VC / OAVM, without the physical presence of the Members at a common venue. The Annual Report together with the Notice of the AGM is being dispatched only by electronic mode to those Shareholders whose email addresses are registered with the Company/ Depository Participants.

The Annual Report and Notice of AGM is available on Company’s website at www.aymsyntex.com & on the website of Stock exchanges i.e. on BSE Limited (“BSE”) and National Stock Exchange of India Limited (“NSE”) at www.bseindia.com and at www.nseindia.com respectively. The same is also available of the website of National Securities Depository Limited (“NSDL”) at www.evoting.nsdl.com.

Kindly take the above on record.

For **AYM SYNTEX Limited**

SUYOG
SATYANARAYAN
AN
CHITLANGE

Digitally signed by
SUYOG
SATYANARAYAN
CHITLANGE
Date: 2024.08.31
17:32:35 +05'30'

Suyog Chitlange

Chief Financial Officer

AYM SYNTEX LIMITED

NOTICE

NOTICE is hereby given that the 41st (Forty-First) Annual General Meeting of AYM Syntex Limited will be held on Wednesday, September 25, 2024 at 12.00 noon. through Video Conferencing (VC) or Other Audio Visual Means (OAVM) and the proceedings of the AGM shall be deemed to be made thereat, to transact the following businesses:

ORDINARY BUSINESS:

- To receive, consider and adopt
 - the Audited Standalone Financial Statements of the Company for the financial year ended March 31, 2024, together with the reports of the Board of Directors and the Auditors thereon; and
 - the Audited Consolidated Financial Statements of the Company for the financial year ended March 31, 2024, together with the report of the Auditors thereon.
- To appoint a director in place of Mr. Rajesh Mandawewala (DIN: 00007179), who retires by rotation, and being eligible, offers himself for re-appointment.

SPECIAL BUSINESS:

3. Ratification of remuneration payable to the Cost Auditor

To consider and, if thought fit, to pass with or without modification(s), the following resolution as an **Ordinary Resolution**:

“RESOLVED THAT pursuant to the provisions of Section 148 and all other applicable provisions of the Companies Act, 2013, Companies (Cost Records and Audit) Rules 2014 and the Companies (Audit and Auditors) Rules, 2014 (including statutory modifications or re-enactment thereof, for the time being in force), payment of remuneration of Rs. 1,40,000/- (Rupees One Lakh Forty Thousand Only) to M/s. Kiran J Mehta & Co., the Cost Accountant (Registration Number: 000025) appointed by the Board of Directors of the Company, to conduct the audit of the cost records of the Company for the financial year ending 31st March 2025, be and is hereby ratified and approved.

RESOLVED FURTHER THAT the Board of Directors of the Company and / or Company Secretary of the Company be and are hereby severally and/or jointly authorized to do all such acts and take all such steps as may be necessary, proper or expedient to give effect to this resolution.”

Place : Mumbai
Date : May 30, 2024

By order of the Board

sd/-

Ashitosh Sheth

Company Secretary & Compliance Officer
ACS:25997

NOTES:

- An explanatory statement pursuant to Section 102(1) of the Act and pursuant to the relevant Regulations of SEBI (Listing Obligations and Disclosure Requirements) Regulations, 2015 (“Regulations”), which sets out details

relating to the ordinary/special business to be transacted at the meeting, is annexed hereto as an Annexure - I and forms part of the notice.

- In view of the massive outbreak of the COVID-19 pandemic, social distancing is a norm to be followed and pursuant to the Circular No. 14/2020 dated April 08, 2020, Circular No.17/2020 dated April 13, 2020 issued by the Ministry of Corporate Affairs followed by Circular No. 20/2020 dated May 05, 2020 and Circular No. 02/2021 dated January 13, 2021 and all other relevant circulars issued from time to time, physical attendance of the Members to the AGM venue is not required and general meeting be held through video conferencing (VC) or other audio visual means (OAVM). Hence, Members can attend and participate in the ensuing AGM through VC/OAVM.
- Pursuant to the Circular No. 14/2020 dated April 08, 2020, issued by the Ministry of Corporate Affairs, the facility to appoint proxy to attend and cast vote for the members is not available for this AGM. However, the Body Corporates are entitled to appoint authorised representatives to attend the AGM through VC/OAVM and participate there at and cast their votes through e-voting.
- The Members can join the AGM in the VC/OAVM mode 15 minutes before and after the scheduled time of the commencement of the Meeting by following the procedure mentioned in the Notice. The facility of participation at the AGM through VC/OAVM will be made available for 1000 members on first come first served basis. This will not include large Shareholders (Shareholders holding 2% or more shareholding), Promoters, Institutional Investors, Directors, Key Managerial Personnel, the Chairpersons of the Audit Committee, Nomination and Remuneration Committee and Stakeholders Relationship Committee, Auditors etc. who are allowed to attend the AGM without restriction on account of first come first served basis.
- The attendance of the Members attending the AGM through VC/OAVM will be counted for the purpose of reckoning the quorum under Section 103 of the Companies Act, 2013.
- Pursuant to the provisions of Section 108 of the Companies Act, 2013 read with Rule 20 of the Companies (Management and Administration) Rules, 2014 (as amended) and Regulation 44 of SEBI (Listing Obligations & Disclosure Requirements) Regulations 2015 (as amended), and the Circulars issued by the Ministry of Corporate Affairs dated April 08, 2020, April 13, 2020 and May 05, 2020 the Company is providing facility of remote e-Voting to its Members in respect of the business to be transacted at the AGM. For this purpose, the Company has entered into an agreement with National Securities Depository Limited (NSDL) for facilitating voting through electronic means, as the authorized agency. The facility of casting votes by a member using remote e-Voting system as well as venue voting on the date of the AGM will be provided by NSDL.

7. In line with the Ministry of Corporate Affairs (MCA) Circular No. 17/2020 dated April 13, 2020, the Notice calling the AGM has been uploaded on the website of the Company at www.aymsyntex.com. The Notice can also be accessed from the websites of the Stock Exchanges i.e. BSE Limited and National Stock Exchange of India Limited at www.bseindia.com and www.nseindia.com respectively and the AGM Notice is also available on the website of NSDL (agency for providing the Remote e-Voting facility) i.e. www.evoting.nsdl.com.
8. AGM has been convened through VC/OAVM in compliance with applicable provisions of the Companies Act, 2013 read with MCA Circular No. 14/2020 dated April 08, 2020 and MCA Circular No. 17/2020 dated April 13, 2020, MCA Circular No. 20/2020 dated May 05, 2020 and MCA Circular No. 2/2021 dated January 13, 2021.
9. The remote e-voting period begins on Sunday, September 22, 2024 at 09:00 A.M. and ends on Tuesday, September 24, 2024 at 05:00 P.M. The remote e-voting module shall be disabled by NSDL for voting thereafter. The Members, whose names appear in the Register of Members / Beneficial Owners as on the record date (cut-off date) i.e. Wednesday, September 18, 2024, may cast their vote

electronically. The voting right of shareholders shall be in proportion to their share in the paid-up equity share capital of the Company as on the cut-off date, being Wednesday, September 18, 2024.

10. How do I vote electronically using NSDL e-Voting system?

The way to vote electronically on NSDL e-Voting system consists of “Two Steps” which are mentioned below:

Step 1: Access to NSDL e-voting system




Step 2: Cast your vote electronically on NSDL e-voting system.

Step 1: Access to NSDL e-Voting system

A) Login method for e-Voting and joining virtual meeting for Individual shareholders holding securities in demat mode

In terms of SEBI circular dated December 9, 2020 on e-Voting facility provided by Listed Companies, Individual shareholders holding securities in demat mode are allowed to vote through their demat account maintained with Depositories and Depository Participants. Shareholders are advised to update their mobile number and email Id in their demat accounts in order to access e-Voting facility.

Login method for Individual shareholders holding securities in demat mode is given below:

Type of shareholders	Login Method
Individual Shareholders holding securities in demat mode with NSDL.	<ol style="list-style-type: none"> <li data-bbox="464 1059 1501 1350">Existing IDeAS user can visit the e-Services website of NSDL Viz. https://eservices.nsdl.com either on a Personal Computer or on a mobile. On the e-Services home page click on the “Beneficial Owner” icon under “Login” which is available under ‘IDeAS’ section , this will prompt you to enter your existing User ID and Password. After successful authentication, you will be able to see e-Voting services under Value added services. Click on “Access to e-Voting” under e-Voting services and you will be able to see e-Voting page. Click on company name or e-Voting service provider i.e. NSDL and you will be re-directed to e-Voting website of NSDL for casting your vote during the remote e-Voting period or joining virtual meeting & voting during the meeting. <li data-bbox="464 1368 1501 1462">If you are not registered for IDeAS e-Services, option to register is available at https://eservices.nsdl.com. Select “Register Online for IDeAS Portal” or click at https://eservices.nsdl.com/SecureWeb/IdeasDirectReg.jsp <li data-bbox="464 1480 1501 1805">Visit the e-Voting website of NSDL. Open web browser by typing the following URL: https://www.evoting.nsdl.com/ either on a Personal Computer or on a mobile. Once the home page of e-Voting system is launched, click on the icon “Login” which is available under ‘Shareholder/Member’ section. A new screen will open. You will have to enter your User ID (i.e. your sixteen digit demat account number hold with NSDL), Password/OTP and a Verification Code as shown on the screen. After successful authentication, you will be redirected to NSDL Depository site wherein you can see e-Voting page. Click on company name or e-Voting service provider i.e. NSDL and you will be redirected to e-Voting website of NSDL for casting your vote during the remote e-Voting period or joining virtual meeting & voting during the meeting. <p data-bbox="507 1823 1501 1883">Shareholders/Members can also download NSDL Mobile App “NSDL Speede” facility by scanning the QR code mentioned below for seamless voting experience.</p> <div data-bbox="774 1892 1141 2107" style="text-align: center;"> <p>NSDL Mobile App is available on</p>    </div>

Individual Shareholders holding securities in demat mode with CDSL	<ol style="list-style-type: none"> Users who have opted for CDSL Easi / Easiest facility, can login through their existing user id and password. Option will be made available to reach e-Voting page without any further authentication. The users to login Easi /Easiest are requested to visit CDSL website www.cdslindia.com and click on login icon & New System Myeasi Tab and then use your existing my easi username & password. After successful login the Easi / Easiest user will be able to see the e-Voting option for eligible companies where the evoting is in progress as per the information provided by company. On clicking the evoting option, the user will be able to see e-Voting page of the e-Voting service provider for casting your vote during the remote e-Voting period or joining virtual meeting & voting during the meeting. Additionally, there is also links provided to access the system of all e-Voting Service Providers, so that the user can visit the e-Voting service providers' website directly. If the user is not registered for Easi/Easiest, option to register is available at CDSL website www.cdslindia.com and click on login & New System Myeasi Tab and then click on registration option. Alternatively, the user can directly access e-Voting page by providing Demat Account Number and PAN No. from a e-Voting link available on www.cdslindia.com home page. The system will authenticate the user by sending OTP on registered Mobile & Email as recorded in the Demat Account. After successful authentication, user will be able to see the e-Voting option where the evoting is in progress and also able to directly access the system of all e-Voting Service Providers.
Individual Shareholders (holding securities in demat mode) login through their depository participants	You can also login using the login credentials of your demat account through your Depository Participant registered with NSDL/CDSL for e-Voting facility. upon logging in, you will be able to see e-Voting option. Click on e-Voting option, you will be redirected to NSDL/CDSL Depository site after successful authentication, wherein you can see e-Voting feature. Click on company name or e-Voting service provider i.e. NSDL and you will be redirected to e-Voting website of NSDL for casting your vote during the remote e-Voting period or joining virtual meeting & voting during the meeting.

Important note: Members who are unable to retrieve User ID/ Password are advised to use Forget User ID and Forget Password option available at abovementioned website.

Helpdesk for Individual Shareholders holding securities in demat mode for any technical issues related to login through Depository i.e. NSDL and CDSL.

Login type	Helpdesk details
Individual Shareholders holding securities in demat mode with NSDL	Members facing any technical issue in login can contact NSDL helpdesk by sending a request at evoting@nsdl.co.in or call at 022-4886 7000 and 022-2499 7000
Individual Shareholders holding securities in demat mode with CDSL	Members facing any technical issue in login can contact CDSL helpdesk by sending a request at helpdesk.evoting@cdslindia.com or contact at 1800 22 55 33

B) Login Method for e-Voting and joining virtual meeting for shareholders other than Individual shareholders holding securities in demat mode and shareholders holding securities in physical mode.

How to Log-in to NSDL e-Voting website?

- Visit the e-Voting website of NSDL. Open web browser by typing the following URL: <https://www.evoting.nsdl.com/> either on a Personal Computer or on a mobile.

- Once the home page of e-Voting system is launched, click on the icon "Login" which is available under 'Shareholder/Member' section.
- A new screen will open. You will have to enter your User ID, your Password/OTP and a Verification Code as shown on the screen. Alternatively, if you are registered for NSDL eservices after using your log-in credentials, click on e-Voting and you can proceed to Step 2 i.e. Cast your vote electronically.
- Your User ID details are given below

Manner of holding shares i.e. Demat (NSDL or CDSL) or Physical	Your User ID is:
a) For Members who hold shares in demat account with NSDL.	8 Character DP ID followed by 8 Digit Client ID For example if your DP ID is IN300*** and Client ID is 12***** then your user ID is IN300***12*****.
b) For Members who hold shares in demat account with CDSL.	16 Digit Beneficiary ID For example if your Beneficiary ID is 12***** then your user ID is 12*****

c) For Members holding shares in Physical Form.	EVEN Number followed by Folio Number registered with the company For example, if folio number is 001*** and EVEN is 101456 then user ID is 101456001***
---	--

5. Password details for shareholders other than Individual shareholders are given below:

- a) If you are already registered for e-Voting, then you can use your existing password to login and cast your vote.
- b) If you are using NSDL e-Voting system for the first time, you will need to retrieve the 'initial password' which was communicated to you. Once you retrieve your 'initial password', you need to enter the 'initial password' and the system will force you to change your password.
- c) How to retrieve your 'initial password'?
 - (i) If your email ID is registered in your demat account or with the company, your 'initial password' is communicated to you on your email ID. Trace the email sent to you from NSDL from your mailbox. Open the email and open the attachment i.e. a .pdf file. Open the .pdf file. The password to open the .pdf file is your 8 digit client ID for NSDL account, last 8 digits of client ID for CDSL account or folio number for shares held in physical form. The .pdf file contains your 'User ID' and your 'initial password'.

If your email ID is not registered, please follow steps mentioned below in process for those shareholders whose email ids are not registered.

6. If you are unable to retrieve or have not received the "Initial password" or have forgotten your password:

- a) Click on "[Forgot User Details/Password?](#)" (If you are holding shares in your demat account with NSDL or CDSL) option available on www.evoting.nsdl.com.
- b) [Physical User Reset Password?](#)" (If you are holding shares in physical mode) option available on www.evoting.nsdl.com.
- c) If you are still unable to get the password by aforesaid two options, you can send a request at evoting@nsdl.co.in mentioning your demat account number/folio number, your PAN, your name and your registered address etc.
- d) Members can also use the OTP (One Time Password) based login for casting the votes on the e-Voting system of NSDL.

7. After entering your password, tick on Agree to "Terms and Conditions" by selecting on the check box.

8. Now, you will have to click on "Login" button.

9. After you click on the "Login" button, Home page of e-Voting will open.

Step 2: Cast your vote electronically and join General Meeting on NSDL e-Voting system.

How to cast your vote electronically and join General Meeting on NSDL e-Voting system

1. After successful login at Step 1, you will be able to see all the companies "EVEN" in which you are holding shares and whose voting cycle and General Meeting is in active status
2. Select "EVEN" of company for which you wish to cast your vote during the remote e-Voting period and casting your vote during the General Meeting. For joining virtual meeting, you need to click on "VC/OAVM" link placed under "Join Meeting"
3. Now you are ready for e-Voting as the Voting page opens.
4. Cast your vote by selecting appropriate options i.e. assent or dissent, verify/modify the number of shares for which you wish to cast your vote and click on "Submit" and also "Confirm" when prompted.
5. Upon confirmation, the message "Vote cast successfully" will be displayed.
6. You can also take the printout of the votes cast by you by clicking on the print option on the confirmation page.
7. Once you confirm your vote on the resolution, you will not be allowed to modify your vote.

General Guidelines for shareholders

1. Institutional shareholders/corporate shareholders (i.e. other than individuals, HUFs, NRIs, etc.) are required to send a scanned copy (PDF/JPG Format) of their respective Board or governing body Resolution/Authorization etc., authorizing their representative to attend the AGM through VC/OAVM on their behalf and to vote through remote e-voting. The said Resolution/Authorization shall be sent to the Scrutinizer by e-mail on its registered e-mail address to cshitesh.gupta@gmail.com with a copy marked to evoting@nsdl.com. Institutional shareholders (i.e. other than individuals, HUFs, NRIs etc.) can also upload their Board Resolution/Power of Attorney/Authority Letter, etc. by clicking on "Upload Board Resolution/Authority Letter" displayed under "e-Voting" tab in their login.
2. It is strongly recommended not to share your password with any other person and take utmost care to keep your password confidential. Login to the e-voting website will be disabled upon five unsuccessful attempts to key in the correct password. In such an event, you will need to go through the "[Forgot User Details/Password?](#)" or "[Physical User Reset Password?](#)" option available on www.evoting.nsdl.com to reset the password.
3. In case of any queries, you may refer the Frequently Asked Questions (FAQs) for Shareholders and e-voting user manual for Shareholders available at the download section of www.evoting.nsdl.com or call on.: 022 - 4886 7000 and 022 - 2499 7000 or send a request to Mr. Sanjeev Yadav at evoting@nsdl.co.in

Process for those shareholders whose email ids are not registered with the depositories for procuring user id and password and registration of e mail ids for e-voting for the resolutions set out in this notice:

1. In case shares are held in physical mode please provide Folio No., Name of shareholder, scanned copy of the share certificate (front and back), PAN (self-attested scanned copy of PAN card), AADHAR (self-attested scanned copy of Aadhar Card) by email to complianceofficer@aymgroup.com
2. In case shares are held in demat mode, please provide DPID-CLID (16 digit DPID + CLID or 16 digit beneficiary ID), Name, client master or copy of Consolidated Account statement, PAN (self-attested scanned copy of PAN card), AADHAR (self-attested scanned copy of Aadhar Card) to complianceofficer@aymgroup.com. If you are an Individual shareholders holding securities in demat mode, you are requested to refer to the login method explained at step 1 (A) i.e. Login method for e-Voting and joining virtual meeting for Individual shareholders holding securities in demat mode.
3. Alternatively shareholder/members may send a request to evoting@nsdl.co.in for procuring user id and password for e-voting by providing above mentioned documents.
4. In terms of SEBI circular dated December 9, 2020 on e-Voting facility provided by Listed Companies, Individual shareholders holding securities in demat mode are allowed to vote through their demat account maintained with Depositories and Depository Participants. Shareholders are required to update their mobile number and email ID correctly in their demat account in order to access e-Voting facility.

THE INSTRUCTIONS FOR MEMBERS FOR e-VOTING ON THE DAY OF THE AGM ARE AS UNDER:-

1. The procedure for e-Voting on the day of the AGM is same as the instructions mentioned above for remote e-voting.
2. Only those Members/ shareholders, who will be present in the AGM through VC/OAVM facility and have not casted their vote on the Resolutions through remote e-Voting and are otherwise not barred from doing so, shall be eligible to vote through e-Voting system in the AGM.
3. Members who have voted through Remote e-Voting will be eligible to attend the AGM. However, they will not be eligible to vote at the AGM.
4. The details of the person who may be contacted for any grievances connected with the facility for e-Voting on the day of the AGM shall be the same person mentioned for Remote e-voting.

INSTRUCTIONS FOR MEMBERS FOR ATTENDING THE AGM THROUGH VC/OAVM ARE AS UNDER:

1. Member will be provided with a facility to attend the AGM through VC/OAVM through the NSDL e-Voting system. Members may access by following the steps mentioned above for Access to NSDL e-Voting system. After successful login, you can see link of "VC/OAVM" placed under "Join meeting" menu against company name. You are requested to click on VC/OAVM link placed under Join Meeting menu. The link for VC/OAVM will be available in Shareholder/Member login where the EVEN of Company will be displayed. Please note that the members who do not

have the User ID and Password for e-Voting or have forgotten the User ID and Password may retrieve the same by following the remote e-Voting instructions mentioned in the notice to avoid last minute rush. Further Members can also use the OTP based login for logging into the e-voting system of NSDL.

2. Members are encouraged to join the Meeting through Laptops for better experience. Further Members will be required to allow Camera and use Internet with a good speed to avoid any disturbance during the meeting.
3. Please note that Participants Connecting from Mobile Devices or Tablets or through Laptop connecting via Mobile Hotspot may experience Audio/Video loss due to Fluctuation in their respective network. It is therefore recommended to use Stable Wi-Fi or LAN Connection to mitigate any kind of aforesaid glitches.
4. Shareholders who would like to express their views or ask questions during the AGM may send their questions in advance on or before i.e. Friday, September 20, 2024 mentioning their name demat account number/folio number, email id, mobile number at complianceofficer@aymgroup.com. The same will be replied by the company suitably.
5. Members who need assistance before or during the AGM with use of technology can:
 - a. Send a request at or use Toll free no.: evoting@nsdl.co.in 1800-222-990; or
 - b. Contact Mr. Sanjeev Yadav representative of NSDL at the designated email ID: or at telephone sanjeevy@nsdl.co.in number +91-022-24994890.

GENERAL INFORMATION:

1. In line with the Ministry of Corporate Affairs (MCA) Circular No. 17/2020 dated April 13, 2020, the Notice calling the AGM has been uploaded on the website of the Company at www.aymsyntex.com. The Notice can also be accessed from the websites of the Stock Exchanges i.e. BSE Limited and National Stock Exchange of India Limited at www.bseindia.com and www.nseindia.com respectively and the AGM Notice is also available on the website of NSDL (agency for providing the Remote e-Voting facility) i.e. www.evoting.nsdl.com.
2. The voting rights shall be as per the number of equity shares held by the Member(s) as Wednesday, September 18, 2024 being the cut-off date. Members are eligible to cast vote electronically only if they are holding shares as on that date.
3. The Company has appointed Mr. Hitesh Gupta, Company Secretary in whole time practice (ACS-No. 33684; CP No.-12722) as the scrutinizer to scrutinize the e-voting process in a fair and transparent manner.
4. Institutional/Corporate shareholders (i.e. other than individuals, HUF, NRI etc.) are required to send scanned copy (PDF/JPG Format) of the relevant Board Resolution/ Authority letter etc. with attested specimen signature of the duly authorized signatory(ies) who are authorized to

vote, to the Scrutinizer by e-mail to cshitesh.gupta@gmail.com with a copy marked to evoting@nsdl.co.in.

5. The result of voting shall be declared by the Chairman of the meeting on or after AGM of the Company. The results declared along with the Scrutinizer's Report shall be placed on the Company's website www.aymsyntex.com and will be communicated to the Stock Exchanges where the shares of the Company are listed.

PROCEDURE FOR INSPECTION OF DOCUMENTS:

1. All the documents referred to in the accompanying Notice and Explanatory Statements, shall be available for inspection through electronic mode, basis the request being sent on complianceofficer@aymgroup.com.
2. The Register of Directors and Key Managerial Personnel and their Shareholding maintained under Section 170 of the Act and the Register of Contracts or arrangements in which Directors are interested under Section 189 of the Act shall be available electronically for inspection. Members seeking to inspect such documents can request the Company by sending an e-mail to complianceofficer@aymgroup.com.

OTHERS:

1. As per Regulation 40 of SEBI Listing Regulations, as amended, securities of listed companies can be transferred only in dematerialised form with effect from, 1st April, 2019, except in case of request received for transmission or transposition of securities. In view of this and to eliminate all risks associated with physical shares and for ease of portfolio management, members holding shares in physical form are requested to consider converting their holdings to dematerialised form. Members can contact the Company at its email ID i.e. complianceofficer@aymgroup.com or its RTA, M/s. Link

Intime India Private Limited ('Link Intime') for the same.

2. The Securities and Exchange Board of India (SEBI) vide its circular dated 20th April, 2018 has mandated registration of Permanent Account Number (PAN) and Bank Account Details for all securities holders. Members holding shares in physical form are therefore, requested to submit their PAN and Bank Account Details to the Company by sending a duly signed letter along with self-attested copy of PAN Card and original cancelled cheque through email at complianceofficer@aymgroup.com or members can send the foresaid documents to Link Intime India Private Limited at C-101, 247Park, LBS Marg, Vikhroli (w), Mumbai -400083. The original cancelled cheque should bear the name of the Member. In the alternative, Members are requested to submit a copy of bank passbook / statement attested by the bank.
3. Members holding shares in demat form are requested to submit the aforesaid information to their respective Depository Participant (DPs) with whom they maintain their demat accounts.

Place: Mumbai

Date: May 30, 2024

By order of the Board

sd/-

Ashitosh Sheth

Company Secretary & Compliance officer

ACS:25997

Registered Office of the Company:

Plot no.1, Survey no.374/1/1, Village Saily,
Silvassa 396230, U.T of Dadra & Nagar Haveli
CIN: L99999DN1983PLC000045
Phone:+ 91-022-61637000/7001
E-mail: complianceofficer@aymgroup.com
Website: www.aymsyntex.com

**EXPLANATORY STATEMENT PURSUANT TO SECTION 102 OF THE COMPANIES ACT, 2013 AND SECRETARIAL STANDARD – 2
ON GENERAL MEETINGS ISSUED BY THE INSTITUTE OF COMPANY SECRETARIES OF INDIA**

ITEM NO. 3

Ratification of remuneration payable to the Cost Auditor

In accordance with the provisions of Section 148 of the Companies Act, 2013 read with The Companies (Cost Records and Audit) Rules, 2014 and all other applicable provisions of the Act, our Company is required to appoint a cost accountant in practice, as the cost auditor to conduct the audit of Company's Cost Records and accordingly, on the recommendation of the Audit Committee, the Board of Directors in their meeting held on May 30, 2024 have appointed M/s. Kiran J Mehta & Co., Cost Auditors to conduct the audit of cost records of the Company for the financial year ending March 31, 2025.

The remuneration payable to the Cost Auditors has to be ratified by the shareholders of the Company. Accordingly, consent of the members is sought for passing an ordinary resolution as set out in Item No. 3 of the Notice for ratification of the remuneration payable to M/s. Kiran J Mehta & Co., Cost Auditors for the financial year ending March 31, 2025.

None of the Directors or any key managerial personnel or any relative of any of the Directors of the Company or the relatives of any key managerial personnel is, in anyway, concerned or interested (financially or otherwise) in the above resolution.

The Board recommends the ordinary resolution as set out in Item no. 3 of this notice for the approval of members.

Annexure-I

Details of the Director proposed to be re-appointed at the AGM.

(Pursuant to Regulation 26 (4) and 36(3) of SEBI (Listing Obligations and Disclosure Requirements) Regulations, 2015 and Secretarial Standard on General Meeting (SS-2))

Particulars	Mr. Rajesh Mandawewala
Age and date of birth	62 years, May 5, 1962
Date of first appointment	July 16, 1991
Date of first appointment Brief Resume (including profile, qualification, experience and expertise in specific functional areas)	He is a qualified Chartered Accountant (Institute of Chartered Accountants in India). Under his guidance and supervision, the operations have reached highest level of efficiency as well as economy of operations, which has contributed to a great extend to the profitability of the Company. Under his able leadership, the company has achieved handsome performance in exports and development of marketing network world over.
Shareholding in the Company (as on the date of the Notice of AGM)	NIL
Relationship with other Director/ Key Managerial Personnel of the Company	Yes, Mr. Abhishek Rajesh Mandawewala, Managing Director & CEO of the Company (son) Mrs. Khushboo Mandawewala, Whole time Director(daughter in law)
Directorships held in other companies (including the Company as on the date of the Notice of AGM)	<ul style="list-style-type: none"> • Welspun Living Limited (Formerly known as Welspun India Limited) • Welspun Corporation Limited • Welspun Enterprises Limited • AYM Syntex Limited • Mandawewala Enterprises Limited • Welspun Michigan Engineers Limited • Welspun New Energy Limited • Welspun Developers and Infrastructre Limited • Welspun Flooring Limited • Welspun Wintex Limited • Sintex-BAPL Limited • BAPL Rototech Private Limited • Welspun BAPL Private Limited • Welspun Advanced Materials (India) Limited • Angel Power And Steel Private Limited • Alspun Infrastructure Limited • Big Shot Infra Facilities Private Limited • Yura Realities Private Limited • Welspun Global Brands Limited • Welspun Energy Private Limited • Polaire Tradeco Private Limited • RRM Enterprises Private Limited • Welspun One Private Limited • RRM Realty Trader Private Limited • Welspun Fintrade Private Limited
Companies in which Director is Chairman /Member* of the Committee of the Board (as on the date of the Notice of AGM) *Note: For the purpose of counting membership in Board Committee, Chairmanship / Membership of the Audit Committee and the Stakeholders Relationship Committee alone are considered.	Chairmanship: NIL Member of Audit Committee: 1 Member of stakeholders Committee: 0
Terms and conditions of re-appointment	Re-appointment in terms of Section 152(6) of the Companies Act, 2013

For other details such as number of meetings of the Board attended during the FY 2023-24, remuneration last drawn and relationship with other Directors and Key Managerial Personnel, in respect of the above Director, please refer to the Corporate Governance Report which is a part of this Annual Report

ASPIRING BEYOND MAXIMUM

Built on Resilience, Growing with Purpose





*Embracing change with resolve.
Committed to purposeful growth.
Working towards transformative
impact.*

Aspiring beyond maximum at AYM is not about reaching the limit but about redefining it. We are built on resilience, we rise stronger with every challenge we face and we are growing with purpose turning every step into a meaningful stride.

These three words at AYM express our determination for pushing the boundaries of our potential, striving to achieve more than what seems possible. It's about setting goals that challenge our limits and embracing a mindset that thrives on continuous growth and improvement. This relentless pursuit of excellence not only transforms our own lives but also inspires others to reach for their highest aspirations, fostering a culture of innovation and resilience. In essence, aspiring beyond maximum is about envisioning a future where limits are redefined and the extraordinary becomes the new norm.

We at AYM are growing with purpose which involves evolving with intention and clarity, aligning our personal and professional development with a deeper sense of meaning. It involves setting goals that resonate with our core values and aspirations, ensuring that every step we take contributes to a greater vision. This mindful approach to growth not only enhances our own lives but also positively impacts those around us, fostering a sense of fulfillment and direction. In essence, we are cultivating a journey that is both enriching and impactful, creating a legacy of meaningful progress and thoughtful achievement.


INDEX

About this Report	03	STATUTORY REPORTS	
STRATEGIC REPORTS		Management Discussion & Analysis	29
Foundation of Strength		Board's Report	49
About AYM	05	Corporate Governance Report	67
MD & CEO's Message	07	FINANCIAL STATEMENTS	
Board of Directors	09	Standalone	
Major Milestones	10	Independent Auditor's Report	77
Ecosystem of Value		Financials	86
Built on Resilience, Growing with Purpose	11	Consolidated Financials	
Delivering Value For Stakeholders	13	Independent Auditor's Report	142
Performance Trends	15	Financials	150
Dedication to Excellence	16	Corporate Information	206
Brand Portfolio	17		
Product Applications	18		
Annual Performance Review			
Annual Snapshot	19		
Quarterly Insights	20		
Home Market Impact	21		
World Market Presence	22		
People Strength	23		
Occupational Health and Safety	24		
Tech Innovations	25		
Corporate Citizenship	26		

Scan the code to read the report on your hand-held device.



Log on to www.aymsyntex.com to read this report online



In the dynamic and often unpredictable landscape of the textile industry, AYM Syntex has steadfastly demonstrated that resilience and purpose are not merely attributes but foundational principles that guide every facet of its operations. The past year has demonstrated our commitment to overcoming challenges, innovating continuously, and charting a path of purposeful growth.

About this Report

AYM Syntex's Annual Report for FY 2023-24 presents our strategy and outcomes in relation to the current business environment. It includes both qualitative and quantitative disclosures about our financial and operational achievements for the year, along with details of our ongoing investments in various capitals.

Reporting Framework & Management Responsibility Statement

The financial and statutory data presented in this Report – including the Board's Report, Management Discussion and Analysis (MD&A), and Corporate Governance Report – is in line with the requirements of the Companies Act, 2013, Indian Accounting Standards, the SEBI (LODR) Regulations, 2015, and the Secretarial Standards issued by the ICSI. The board believes that the information contained in this Report adequately represents the Company's performance in the reporting period and broadly outlines the Company's ability and commitment to create long-term value. This Report has been reviewed by the members of the board and senior management.

Assurance & Verification

The financial statements presented in the report have been externally audited by Price Waterhouse Chartered Accountants LLP and their report can be found in the Independent Auditors' Report section of this document. All other non-financial performance information has been internally verified and assured by the Management.

Reporting Period

This Report covers the Company's performance for the period commencing from April 1, 2023 to March 31, 2024. For certain KPIs, comparative figures from previous years have been used in the Report to provide a holistic view.

Forward Looking Statement

This Annual Report contains forward-looking statements about expected future events, including the Company's future performances, growth prospects and strategic plans. Further, sharing insights into long term strategies and growth prospects. These statements, by their nature, require the Company to make assumptions and are subject to inherent risks and uncertainties. There is a possibility that the assumptions and predictions in these forward-looking statements will not prove to be accurate. Additionally, certain performance parameters mentioned in this Annual Report are based on classifications made by the Company. Do not place undue reliance on forward-looking statements as a few factors could cause assumptions and actual future results or events to differ materially from those expressed in these forward-looking statements.

Feedback & Enquiries

We look forward to receiving feedback from our stakeholders to enable us to identify evolving risks, address concerns and find new ways of creating value. Our stakeholders can feel free to reach out to us at complianceofficer@aymgroup.com.

STRATEGIC REPORTS



- Foundation of Strength
- Ecosystem of Value
- Annual Performance Review

About AYM

AYM Syntex is undoubtedly a prominent player in the textile industry. We have carved a niche for ourselves in a commodity-based industry by building a powerful brand. This has only been possible through a steadfast commitment to innovation, quality, and sustainability.

Since our inception in 1983 and subsequent emergence in 2015, AYM Syntex has been on a journey of consistent growth and resilience. Our vision always revolves around building strong fundamentals for future growth, underpinned by a robust strategy that adapts to the evolving business landscape.

Our advanced Multipolymer Textile and BCF yarn manufacturing plants in Palghar, Silvassa, and Naroli cater to the global textile and floor covering industry. The Palghar facility, home to one of Asia's largest yarn dyeing houses, is equipped with a zero liquid discharge system and India's largest 100%

environment-friendly automated dyeing facility. Additionally, our in-house masterbatch production capabilities provide us with unmatched flexibility and a competitive edge.

As we grow, we remain steadfast in our commitment to global sustainable development goals. We embrace sustainable practices, integrate greener technologies, and incorporate environmental goals into our business strategy. With a 97% recovery rate in our Zero Liquid Discharge (ZLD) system and ongoing energy conservation efforts, we balance our pursuit of excellence with a strong sense of responsibility.

Our Key Strategic Drivers



Market Expansion

Consistently aiming to actively expand its market beyond its current territories, focusing on new regions and opportunities.



Business Continuity

Demonstrating a commitment to resilience by successfully recovering and swiftly resuming operations, even after major incidents.



Industry 4.0

Leveraging advanced technologies to enhance operational efficiency, drive innovation, and maintain a competitive edge in the market.



Sustainability

Integrating sustainable practices into operations, to reduce environmental impact and promote eco-friendly initiatives.



AYM Syntex proudly continues its legacy as one of India's foremost manufacturers of Multipolymer Textile and Bulk Continuous Filament (BCF) yarns. With a significant presence in both domestic and international markets, we have solidified our reputation as a trusted manufacturer and exporter of synthetic yarns, celebrated for their superior quality and versatility.

Our diverse product range serves over 18 applications across residential, commercial, and industrial sectors. From luxurious residential and reliable commercial carpets to durable automotive interiors, from high-performance industrial uses to fashionable apparel, from comfortable upholstery to faux grass, our versatile yarn meets a wide variety of needs and applications, reflecting our commitment to continuous innovation. Our success in delivering innovative, high-quality yarn at scale is driven by our world-class R&D capabilities and state-of-the-art manufacturing facilities

The Company demonstrates innovative capabilities in yarn dyeing and dope dyeing processes successfully. We provide an extensive range of over 18K+ shades of dyeing yarns. Our advanced machinery and meticulous processes ensure precise shade consistency, offering our customers consistent quality and a vast array of colour options.

With a global presence, we export our products to over 55+ countries, and our export share stands impressively at 47.5%. A steady increase in our export share since our inception underscores our success in expanding our global reach and establishing ourselves as a trusted supplier in international markets.

Our Principal Differentiators



Product Development

Significant progress in yarn innovation, including the development of new products and product mixes to meet market demands



Customer Focus

Emphasis on knowing customers, identifying needs, and providing excellent services to minimise lead times



Manufacturing and Production

State-of-the-art facilities, strategic capacity expansions, and a focus on high-quality, innovative products distinctly set us apart from others.



Partnerships

Highly customised products are co-created with customers to make one-of-their-kind products that do not exist in the market.



MD & CEO's Message

Strategic investments in product mix, R&D, and business development strengthened key businesses. Nearing the end of our transformation journey, I remain confident and optimistic about future results.



Dear Shareholders,

FY 2024 was yet another tough year for the business with results below our expectations. The demand across the segments was hit in various client economies and our own. Nonetheless, the efforts of the past in the form of our product mix, R&D initiatives and business development investments kept us largely insulated in our strategic businesses such as floor covering and technical yarns. The textile business however, saw lower margins and lower volumes on account of this cyclical downturn dragging the company's profitability down. Our profitability was further deeply impacted by the fire that hit our factory in the month of May 2023. This was an isolated incident and the first of its kind since the inception of the company. Nonetheless, despite the adversity, we continue to march on. The business transformation is well underway. We are now in our 9th year of this journey. We took several steps forward. I would like to highlight some important milestones:

We had been marred by quality complaints over the course of the year. We've used these complaints as an opportunity and been on a steep learning curve and made significant improvements in our process control systems taking our overall quality control a step higher.

The global market for home and floor coverings has been badly affected in the Covid reopening era as inflation and high interest rates ravaged economies. Several smaller players in markets such as Turkey have gone out of business and the overall capacity utilizations in the market are varying between 50-70%. We've managed to avoid this downturn and continued to grow various segments of our business.

In the floor covering division our share of innovations and proprietary products has continued to grow and touched 43% of sales this year. We continue to heavily invest in R&D and our pipeline of innovations and new products is only getting stronger.

We have successfully completed the second phase of our technical yarn expansion. We have only focused on specific niches with high barriers to entry in this business. This is a vital division to help maintain our growth trajectory into the future. We hope that the sales of our technical yarns will grow by 2.5-3X this year on the back of customer commitments and a strong order pipeline.



The throughput improvement initiatives and transformation of our textile product mix from commodity to semi commodity has been satisfactory. We have touched all time high volumes in products such as Silque, Mother and Mono Yarn. These are more niche in nature and will help us break away from a typical commodity player in the textiles business and make the business more stable and predictable.

At the same time, there are several opportunities that lie ahead of us. The business is underperforming compared to its true potential and we believe that as transformation related activities associated with our legacy reduce, we should expect to see the true potential of our results.

Our textile plant product mix has been under transformation for the last 8 years. Painstakingly, one by one we have converted/modified/replaced 18 out of a total of 24 original lines. We are left with only 6 uncompetitive lines which is expected to be completed over the next 24 months.

Our textile production facility is operating significantly below budgeted and potential operational metrics. The fire, line modifications and product mix conversions from commodity to semi commodity has taken away valuable management attention in the factory. I see that stabilizing by H2 FY 2025.

We had embarked upon a modification project of 4 lines in the previous financial year. All these 4 lines were out of production for much of FY 2024. As of this writing, 3 out of 4 of these lines have been recommissioned. We expect full commissioning by H2 FY 2024 - 2025 leading to a significant boost in operating leverage.

The potential of our nylon dyed Palghar business which is a specialized segment continues to remain high. We expect commissioning of an additional 25% capacity in H2 FY 2025.

As highlighted above, we seem to be nearing the end of the transformation journey that we embarked upon in the year 2016. As this journey draws to an end in a couple of years, several costs that we are consistently incurring on the P&L over the last 8 years such as negative operating leverage, higher wastes and downgrades as lines stabilize and general one time consumable items associated with modifying equipment, cease to exist, thereby significantly boosting the profitability of the textile business that has consistently dragged down profitability. As our current innovations and the strategic business we have seeded in the past grow and start to form a meaningful proportion of our sales, the percentage of costs associated with R&D and seeding too will come down. I continue to remain confident and optimistic that there will come a point in the future where all of this comes together and will start yielding results.. In the meanwhile I seek your continued patience and belief in our vision.

I would like to end this letter on a note of thanks to all our shareholders, who have continued to support us through this journey. Finally, I would also like to thank all of our employees for continuing to believe in our vision and working tirelessly towards it.

Yours sincerely,
Abhishek Mandawewala.

Board of Directors

Our esteemed Board of Directors play a pivotal role in shaping the vision, strategy, and direction of our organisation. Comprising a diverse group of seasoned professionals, leaders, and experts from various industries, our Board provides invaluable insights and guidance to drive our business forward. With their collective expertise and commitment to excellence, they ensure that our company remains at the forefront of innovation, corporate governance, and sustainable growth. Get to know the inspiring individuals who lead our company with dedication and vision on our Board of Directors page.



Rajesh Mandawewala



Abhishek Mandawewala



Khushboo Mandawewala



Kantilal N. Patel



Appointed as Director
w.e.f. 29th July, 2023



Harsh Bhuta



Appointed as Director
w.e.f. 28th May, 2024



Mala Todarwal



Appointed as Director
w.e.f. 28th May, 2024



Atul Desai*



* Ceased to be Independent Director of the company upon completion of their tenure as Independent Director on 28th May, 2024



Mohan Tandon*



Average Age Yrs **60.83**

Average Tenure on the Board **11**

Board Independence (%)



I Independent, Non-Executive Director

NE Non-Independent, Executive Director

N Non-Independent, Non-Executive Director

Board Committees **C** Chairperson **M** Member

N Nomination & Remuneration Committee

S Stakeholder's Relationship Committee

CS Corporate Social Responsibility Committee

A Audit Committee



Major Milestones

AYM Syntex has firmly positioned itself as a key player in the textile industry. We have successfully carved out a distinctive niche within a market largely driven by commodities, thanks to our strategic focus on developing a robust and powerful brand. This achievement is a direct result of our unwavering commitment to innovation, excellence in quality, and sustainable practices. Our dedication to these core values has not only set us apart from competitors but also established us as a trusted name in the industry.

Yarn dyeing and texturing facility at Palghar

Pioneered Dope Dyeing Commercialization in India

Listed on BSE

Commissioned POY, FDY, and Spinning Facility at Silvassa

One of India's first manufacturer of low denier high tenacity Polyester yarns

Established R&D centre for excellence and innovation

Manufacturer of polyester mother yarn and mono yarn for the first time in India

Company's name changed to AYM Syntex Limited

India's pioneering manufacturer & first merchant exporter of floor covering yarns

Expanded Floor Covering Yarn Capacity by 50%

Highest ever annual revenues and margins in FY 21-22

Capacity expansion in BCF

Commissioning of new plant at Naroli

Grew Technical Yarns Capacity by 2.5x

Strategic Reports

Statutory Reports

Financial Statements

Built on Resilience, Growing with Purpose

The past year has been a pivotal period for AYM Syntex. Our ability to navigate challenges, coupled with our strategic focus on purposeful growth, has reinforced our position as an industry leader. As we move forward, we remain dedicated to building a resilient, innovative, and sustainable future, driven by our commitment to excellence and value creation.

AYM Syntex's journey over the years has been marked by a series of strategic decisions that have positioned us as a leader in the synthetic yarn manufacturing sector. Despite the hurdles encountered, including operational disruptions and market fluctuations, we have consistently demonstrated an ability to adapt and thrive. This resilience is embedded in our DNA, enabling us to navigate adversity with a forward-looking mindset.

One of the pivotal aspects of our resilience is our approach to business continuity and disaster recovery. The fire incident that occurred at one of our plants in the past year was a significant challenge. However, our strategic drive ensured a swift recovery, reflecting our robust preparedness and commitment to maintaining seamless operations. This incident underscored our capability to bounce back stronger, reinforcing our position as a reliable partner to our stakeholders.

Our growth with purpose is intricately linked to our strategic investments in advanced technologies and sustainable practices. Embracing Industry 4.0 has been a key driver, allowing us to enhance our operational efficiencies and maintain a competitive edge. By integrating cutting-edge technologies, we are not only optimising our production processes but also setting new benchmarks in quality and innovation.

Sustainability remains at the core of our growth strategy. As we expand our footprint, we are acutely aware of our responsibility towards the environment. Our efforts in incorporating greener technologies and sustainable practices reflect our commitment to a future where business success and environmental stewardship go hand in hand. This dual focus ensures that our growth trajectory is not only robust but also responsible.



A significant differentiator for AYM Syntex has been our ability to forge and nurture key partnerships. Collaborating closely with our customers and stakeholders, we have co-created highly customised solutions that address specific needs, thereby moving away from a commodity-driven business model. These partnerships are built on trust, shared goals, and a mutual commitment to excellence, enabling us to deliver superior value and maintain a competitive advantage.

Our people are at the heart of our resilience and growth story. Their dedication, expertise, and unwavering commitment have been instrumental in driving our success. We continue to invest in our workforce, fostering a culture of innovation, continuous learning, and excellence. This people-centric approach ensures that we are not only equipped to meet current challenges but are also prepared to seize future opportunities.

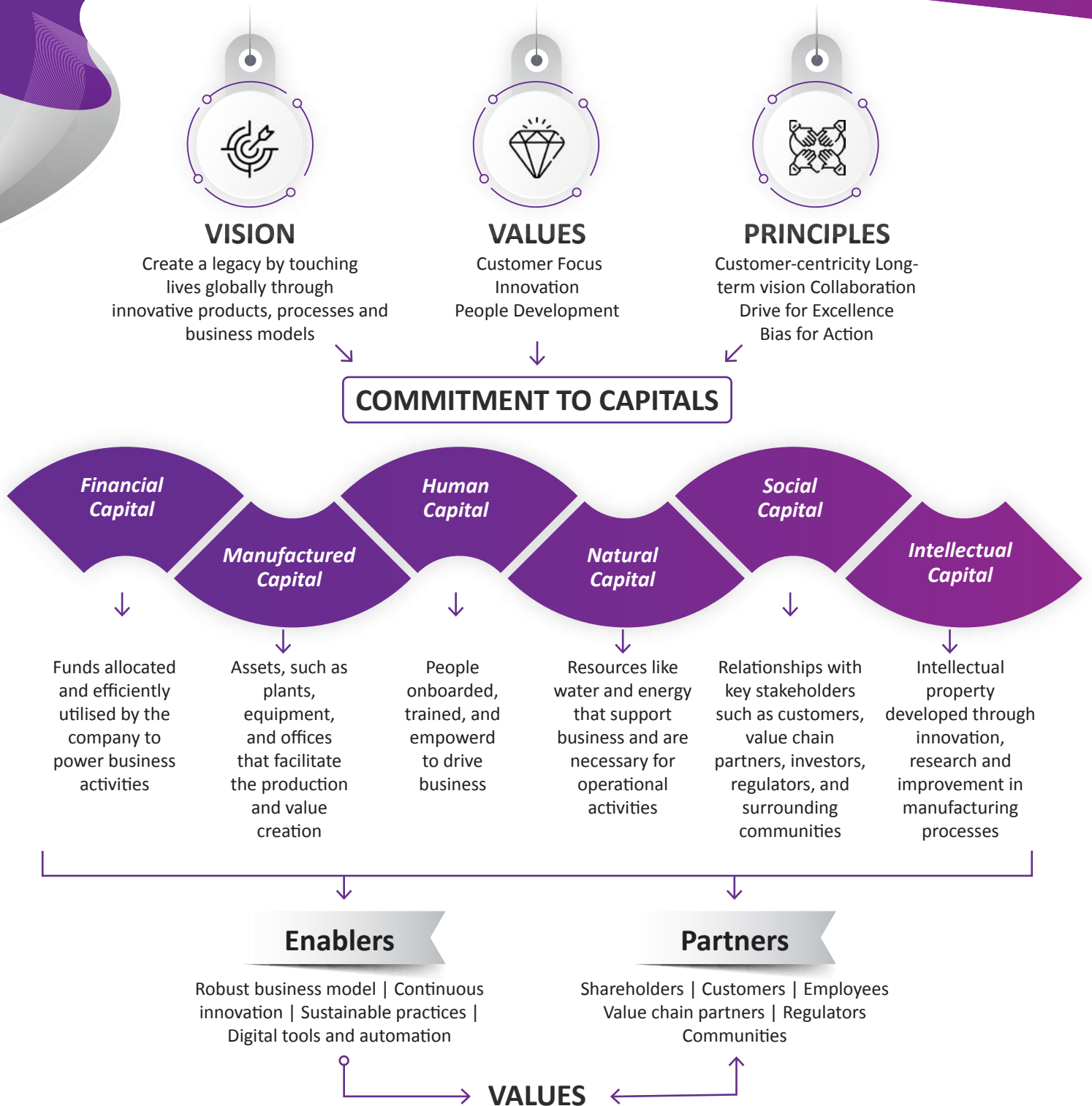
In the broader context of market dynamics, our strategic focus on expanding into new regions and segments has yielded significant dividends. Despite the global challenges of inflation and recession, particularly in our key markets of the US and Europe, we have managed to stabilise and grow. Our resilience in the face of these macroeconomic pressures has reinforced our position as a global leader in synthetic yarn manufacturing.

Looking ahead, we remain committed to our vision of creating an ecosystem of value that encompasses innovation, sustainability, and excellence. As we build on our foundation of resilience and continue to grow with purpose, we are confident that AYM Syntex is well-positioned to achieve new heights. Our strategic initiatives, combined with our commitment to our core principles, ensure that we are on a trajectory of sustained growth and success.




Delivering Value for Stakeholders

At the heart of AYM Syntex's growth strategy lies an effective value creation model. By strategically allocating resources, we focus on maximising opportunities and minimising risks to drive holistic, value-based growth for all stakeholders. Our strategic roadmap, continually adapted to market transformations and evolving customer needs, ensures the delivery of superior value. Investing in innovative infrastructure like R&D and digitalization, we continually enhance our product portfolio and maintain a competitive edge.



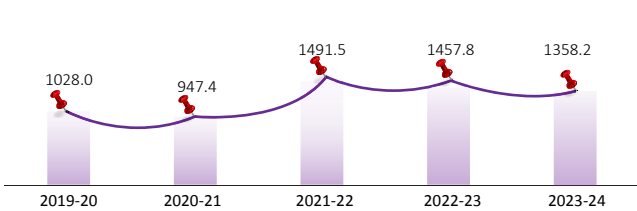


	Inputs	Outputs	Outcomes
 Financial Capital	Fixed Assets: ₹ 482 Cr Equity: ₹ 423.8 Cr Net Debt: ₹ 286.4 Cr Working capital: ₹ 83 Cr	Market cap: ₹ 429.6 Cr RoCE: 5.9% Net revenue: ₹ 1358.2 Cr EBITDA: ₹ 107.8 Cr EBITDA margin: 7.9% EPS: 0.4	<ul style="list-style-type: none"> • Strong balance sheet with A rating • Efficient deployment of Financial Capital across segments • Optimisation of Finance Cost despite increase of Repo Rates
 Manufactured Capital	Manufacturing facilities: 3 Regional offices: 5 Capex in past 5 years: ₹ 250 Cr+	Amount of yarn produced: 102.8 K MT	<ul style="list-style-type: none"> • Enhanced operational efficiency and achieved greater output and throughput • Adapting energy intensive machinery to operate efficiently thus reducing energy consumption and improving sustainability
 Human Capital	Total no. of people employed: 2563 Person hours spent in training: 6415	LTIFR: 0 Incidents: 0 Fatalities: 0 Employees with tenure longer than 10 years: 481 Employee benefit expense: ₹ 75.8 Cr	<ul style="list-style-type: none"> • Strong team of highly experienced people with diverse expertise • Safe workplace with minimal injury and no fatality-causing incidents
 Natural Capital	Raw material consumed in FY24: 64 K MT Packaging material consumed: ₹ 44.11 Cr Energy consumed: 1558 Lakhs kWh	Solar energy generated: 9.6 Lakhs kWh Zero Liquid Discharge	<ul style="list-style-type: none"> • Significant progress in environmental stewardship journey • Continuous improvement of zero liquid discharge policy • Increasing adoption of renewable energy source
 Social Capital	Total investment in CSR activities: ₹ 70.9 Lakhs	Balwadi students: 77 Certifications: 13	<ul style="list-style-type: none"> • Mobile Van initiative equipped with energy- efficient technologies • Usage of recycled Polyester and Nylon in our yarns. • Strong trust based community relationship
 Intellectual Capital	People engaged in R&D: 54 No. of patents: 4+	Brands owned: 30+	<ul style="list-style-type: none"> • Patents granted till date: 4+ • Trademarks owned: 90+ • Highly customised products preferred by our Customers

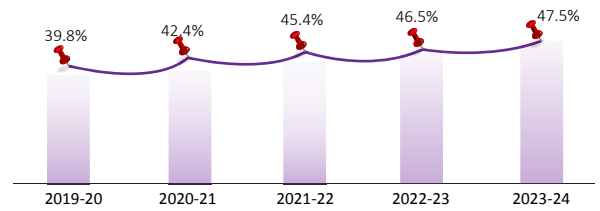
Performance Trends

As we progress on our transformative journey, we remain confident that our financial prudence, innovation-driven strategies, and commitment to sustainable business practices will elevate us in the global marketplace.

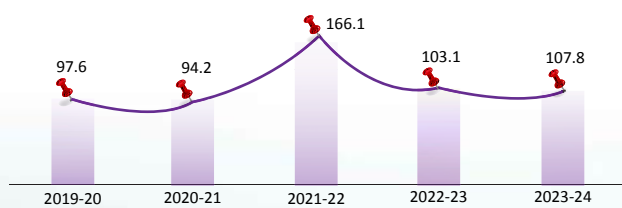
Revenue from Operations (₹ Crores)



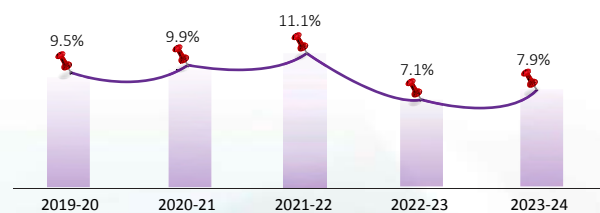
Export Share (47.5%)



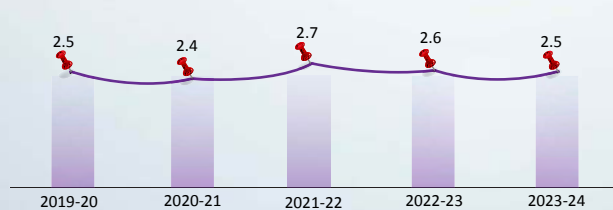
EBITDA (₹ Crores)



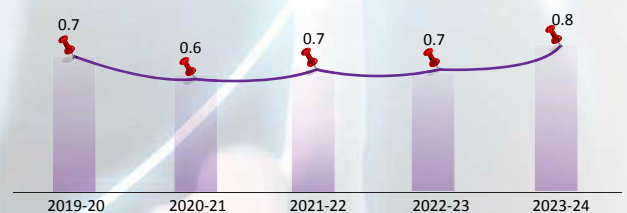
EBITDA (% to Revenue)



Fixed Asset Coverage Ratio



Debt Equity Ratio





Dedication to Excellence

In the global marketplace, our certifications symbolise quality, credibility, and trust. Adhering to stringent quality and process standards provides us with a competitive edge. Through meticulous adherence to these standards, we consistently deliver on our promise of reliability, setting us apart as leaders in the industry.



For Protection From Harmful Substance



For Environment Management System



For Health & Safety at Work Places



For Quality Management System



The Recycled Claim Standard



For Automotive Application



From NABL for Laboratory Precision



Global Recycled Standards



Occupational Health & Safety Assessment Series



Higg Fem




Life Cycle Assessment



Dyeing Exhaust Effluent Water is Recycled & Reused Again For The Dyeing Process



Certified Products



Wastewater Guideline ZDHC Textile Wastewater Guideline V2.1

Strategic Reports

Statutory Reports

Financial Statements

Our dedication to excellence makes us an appealing choice for international buyers who prioritise quality, reliability, and compliance with global standards. By dedicating resources to obtaining the aforementioned endorsements, we create new opportunities for export. Our certifications underscore our commitment to meeting customer demands, positioning us as the ideal partner for importers seeking reliable suppliers.

These certifications also showcase our dedication to continuous improvement and innovation. To obtain and maintain them, we undergo regular audits and assessments, ensuring ongoing compliance with the standards. This process drives us to identify areas for enhancement and implement measures to continually improve product quality and overall performance.

Brand Portfolio

By diversifying our product range and developing new solutions to address evolving customer needs, we have successfully introduced innovative products that mimic natural yarns, such as wool-like and silk-like yarns, providing unique offerings to our domestic and global customers. We take pride in being at the forefront of sustainable and resilient product development, meeting the growing demand for environmentally friendly alternatives.





Product Applications

Our products are versatile and cater to a wide range of applications, showcasing their adaptability and quality across various sectors. Our yarns enhance comfort and aesthetics in residential settings, support the hospitality industry's needs for durable and stylish carpets, and provide high-performance materials for automotive interiors. Additionally, we cater to the apparel and fashion industry with comfortable and stylish yarns and meet rigorous standards in industrial and medical textiles.

Hospitality Carpets



Outdoor Mats



Handmade Carpets



Bath Mats



Carpet Tiles



Automotive



Apparell & Fasion



Hoisery & Socks



Home Textiles



Sewing Thread Solutions



Medical Textile



Rugs



Narrow Fabric



Sports Wear



Residential Wall-to-wall carpets



Nylon Industrial Yarns



Polyester Industrial Yarns



Cabled Yarns



Annual Snapshot

The following key metrics and trends offer important insights into our operational and financial outcomes. This comprehensive overview details our performance across essential areas, providing a snapshot of the company's current status and strategic direction. It reflects our commitment to transparency and accountability, offering a clear view of our financial and operational standing for the year.



The amount of yarn we have produced can go
51215
Times to the moon



Widest colour range of conventional dyed yarn
18K+
Shades



Touching lives through innovation for
39
Years

₹ 1358CR

Turnover

47.5%

Export Share

55+

Countries with brand presence

₹ 107.8CR

EBITDA

₹ 2.0CR

PAT

5.9%

RoCE

73.5%

Promoter's Stake

2563

People Employed



Quarterly Insights

FY 23-24

₹ Crores

	Quarter Ended				Annual
	30 Jun 23	30 Sep 23	31 Dec 23	31 Mar 24	FY 23-24
Revenue from Operations	319.5	333.3	331.4	373.9	1358.2
Earning Before Interest, Tax, Depreciation & Amortization (EBITDA)	5.2	17.2	25.2	53.6	107.8
Finance Charges	8.9	10.7	11.9	10.5	42.0
Depreciation	14.1	14.2	14.8	14.7	57.9
Profit Before Tax (PBT)	-17.8	-7.7	-1.5	28.3	7.9
Profit After Tax (PAT)	-11.5	-4.9	-0.9	19.4	2.0
Equity Share Capital	50.4	50.6	50.6	50.6	50.6
Earning Per Share (EPS) in ₹	-2.3	-1	-0.2	3.8	0.4

FY 22-23

₹ Crores

	Quarter Ended				Annual
	30 Jun 22	30 Sep 22	31 Dec 22	31 Mar 23	FY 22-23
Revenue from Operations	396.6	384.5	347.1	329.6	1,457.8
Earning Before Interest, Tax, Depreciation & Amortization (EBITDA)	31.8	24.0	24.8	22.7	103.1
Finance Charges	8.8	8.6	9.0	9.5	36.0
Depreciation	14.5	15.0	14.9	12.2	56.5
Profit Before Tax (PBT)	8.5	0.4	0.8	0.9	10.6
Profit After Tax (PAT)	5.5	0.3	0.5	0.9	7.2
Equity Share Capital	50.2	50.3	50.3	50.4	50.4
Earning Per Share (EPS) in ₹	1.1	0.1	0.1	0.2	1.4

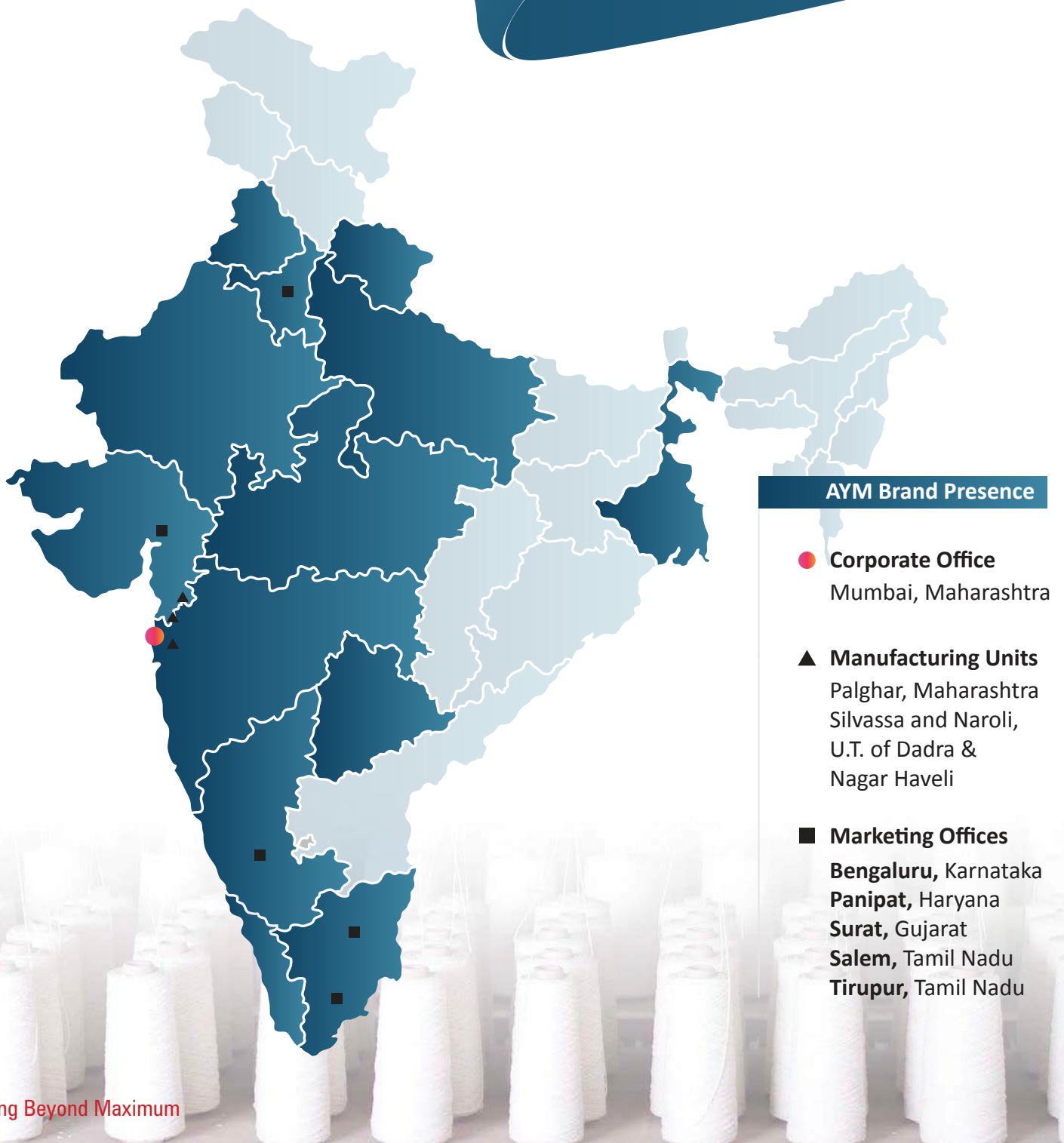
Strategic Reports

Statutory Reports

Financial Statements

Home Market Impact

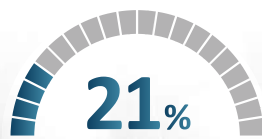
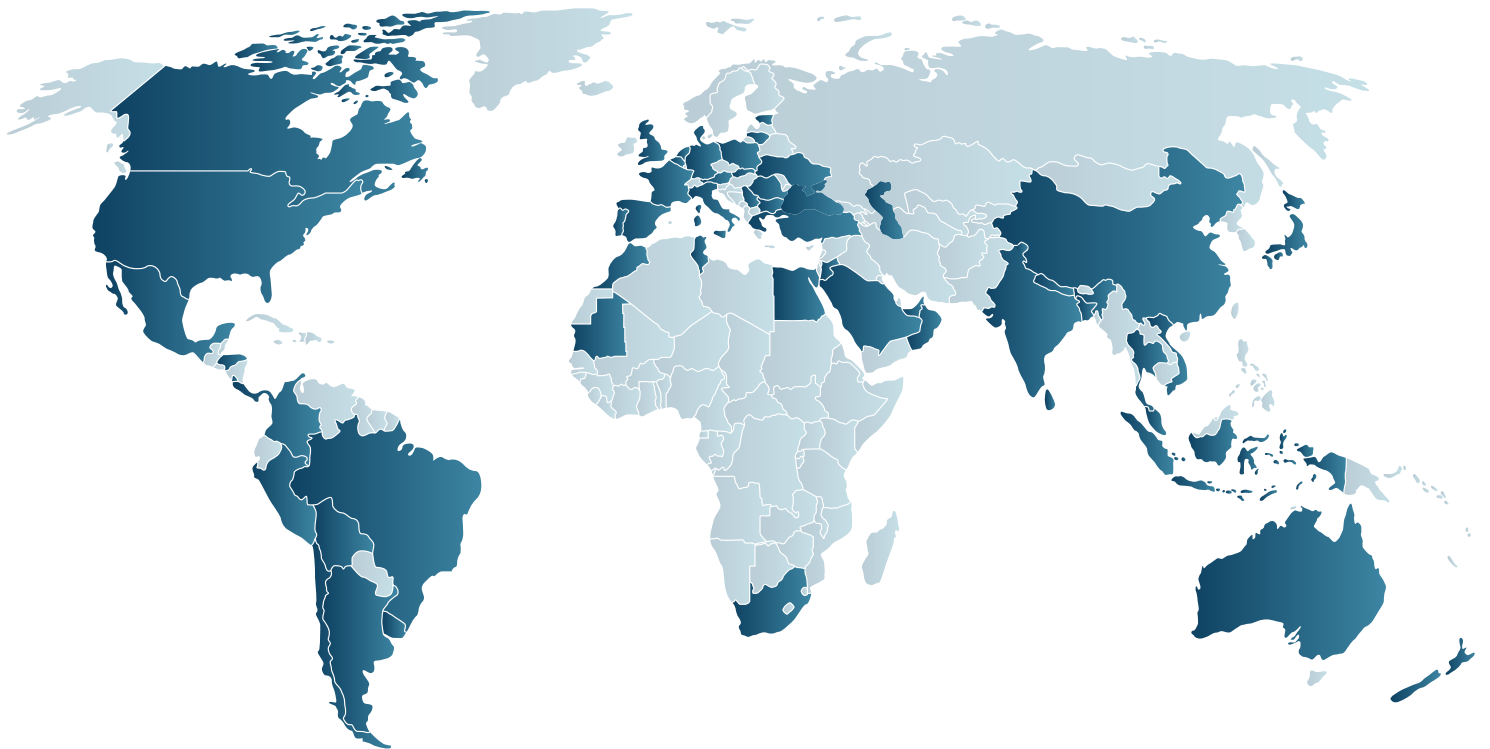
AYM Syntex is undoubtedly a prominent player in the textile industry. We have carved a niche for ourselves in a commodity-based industry by building a powerful brand. This has only been possible through a steadfast commitment to innovation, quality, and sustainability.



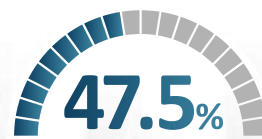


World Market Presence

We are rapidly expanding our global footprint, extending our operations into over 55 countries, which significantly enhances our international presence. Exports now constitute an impressive 47.5% of our total business volume, underscoring our position as a formidable player on the international stage.



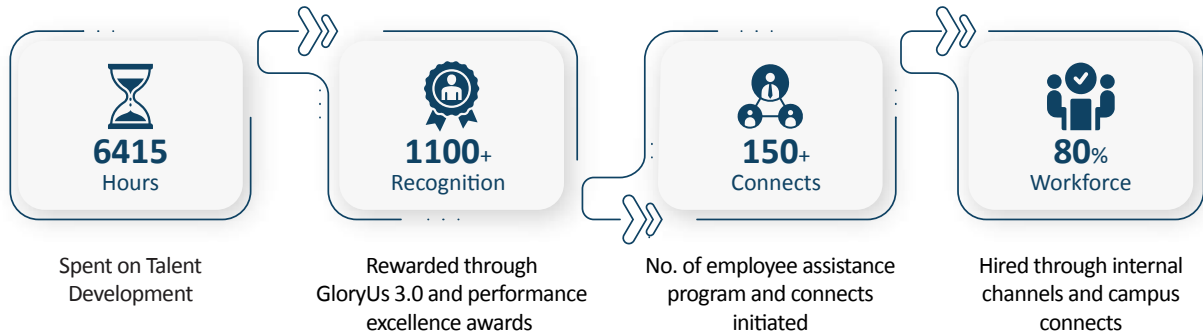
Export Share 2017



Export Share 2024

People Strength

Our Human Resources programs are designed to nurture talent, promote growth, and ensure the holistic development of our employees. Our strategic initiatives focus on enhancing skills, promoting innovation, and building a resilient workforce that can thrive in the dynamic textile industry. This year, we have achieved significant milestones in our HR programs, demonstrating our commitment to continuous improvement and excellence.



Performance Management System & Competency Assessment

We are committed to fostering the professional development and growth of its employees through a robust performance management system. This system emphasizes continuous learning and development, providing skill-based training interventions tailored to organization goals. Regular performance reviews, personalized feedback sessions, and competency mapping help employees identify their strengths and setting clear career progression paths.

sessions, mentorship opportunities, and career progression plans designed to equip employees with the skills and knowledge they need to excel. Crafting competency driven Individual Development plans are testimony of upskilling and growth mindset at AYM Syntex Limited.



Future Talent Development & Skilled Workforce Readiness

Our Graduate Engineer Trainee and Management Trainee programs are dedicated to nurturing fresh talent and accelerating professional growth. This program provides fresh graduates with hands-on training, mentorship, and exposure to real-time projects. Our campus recruitment strategy ensures a pipeline of skilled engineers who are well-equipped to contribute to the company's innovative approach.



Rewards and Recognition

On-spot rewards and recognition intervention like GloryUs & frequency-based Employee Appreciation methodologies are designed to celebrate achievements and milestones, fostering a culture of appreciation and motivation. Through excellence incentives, employee of the month awards, and public acknowledgment of exceptional contributions, we ensure our employees feel valued and inspired



Learning & Development

We are dedicated to nurturing the next generation of leaders through comprehensive talent development programs. Our initiatives include targeted training



Employee Connect

Our people connect programs are strategized to improve communication and overall relationships between employees and the organization. This encompasses various practices adopted such as: Regular feedback systems, one-on-one meetings, career conversations, employee assistance programs to strengthen belongingness and foster a positive work environment.



Occupational Health and Safety

The Safety, Health, and Environment (SHE) Management Committee regularly conducts assessments of our facilities' performance. These evaluations help us identify potential risks and implement effective mitigation measures to ensure a safe working environment for our employees. We also run training and awareness programs to ensure everyone understands their roles and responsibilities in maintaining workplace safety. Furthermore, we actively encourage employee participation and feedback, creating an environment where safety is a shared responsibility.

	2019-20	2020-21	2021-22	2022-23	2023-24
FATAL	-	-	-	-	-
LTI	-	-	1	-	-
FAC	24	17	9	262	13
MTC	7	4	2	75	6
RWC	-	-	-	-	2

LTI- Loss Time Injury, FAC- First Aid Case, MTC- Medical Treatment Case, RWC- Restricted Work Case

Some of our comprehensive employee benefit plans:



Parental leave



Medical policies for family members



Personal accident insurance



Term life insurance



Travel insurance

Prevention of sexual harassment

Preventing sexual harassment and creating a safe, respectful work environment are top priorities for us. We have established a framework that includes comprehensive policies, awareness programs, and a dedicated Internal Complaints Committee (ICC) to promptly and impartially address any incidents.

0

Reported cases of sexual harassment

100%

Anonymous reporting mechanism

Tech Innovations

The Company continues to optimise and enhance its IT initiatives, maintaining its commitment to leveraging advanced technologies. Through the ongoing strategic implementation of sensors, software solutions, information technology, and operational technology, we are steadily improving our operations. This sustained focus ensures that we remain at the forefront of the textile industry, continually improving efficiency, accuracy, and innovation in our processes.



Integrated IT Systems

We are enhancing our operations with advanced information technology, optimising processes and boosting efficiency. Improvements include barcode-tracked inventory management, paperless asset management, production and warehouse planning, supply chain optimisation, customer portals, accounts payable tracking, and automated business intelligence reporting. These integrations ensure timely delivery, transparency, and reduced operational costs.




Advanced Manufacturing Technologies

Adopting Industry 4.0 technologies, such as automation, robotics, and AI-driven analytics, will revolutionize AYM Syntex's manufacturing processes. Implementing automated production lines and predictive maintenance systems will enhance productivity, reduce downtime, and ensure high-quality output. AI and machine learning can analyze production data to identify insufficiencies and suggest improvements. This technology advancement will enable AYM Syntex to produce textiles with greater precision and consistency while maintaining flexibility to adapt to market demands.



Achieving Excellence: Key Technology Successes

AYM Syntex Limited has consistently demonstrated its commitment to technological innovation through several key initiatives this year. Our projects focus on integrating advance IT solutions that enhance operational efficiency and optimize resource management. By adopting cutting-edge technologies, we can refine our processes, enabling more responsive and informed decision making.



Navigating the Future: IT Strategy and Roadmap

We are pleased to share with you the IT roadmap for AYM Syntex Limited, designed to drive digital transformation and ensure sustained growth and efficiency within our organization.



Corporate Citizenship

Our commitment to social responsibility is woven into the fabric of our operations. We strive to uplift the communities around us and foster environmental stewardship through a well-rounded approach. Our CSR initiatives are driven by our vision to support the underprivileged and contribute to breaking the cycle of poverty. This year, we have continued to focus on our comprehensive four-pronged approach, which targets the key areas we call the "four S's": Swasthya, Swabhiman, Sudhaar, and Shrishti.

Swasthya



The "**Swasthya**" programme prioritises health and well-being by providing essential services such as safe drinking water and mobile health vans. This year, we ensured the continuous supply of clean drinking water to over **15,000** community members across needy villages in Palghar and Silvassa. Additionally, our mobile health check-up vans reached out to over **2,890** individuals, offering general health check-ups and addressing common health issues such as body pain, weakness, cough, cold, and blood pressure concerns. These initiatives not only improve the immediate health conditions but also build a healthier future for our communities.

Swabhiman



Under the "**Swabhiman**" initiative, we focus on promoting education and empowerment. This year, we successfully operated an Anganwadi Centre in Randha village, benefiting approximately **150** children, and a fully operational Balwadi in Palghar, catering to **77** children. These centres provide quality education and a nurturing environment for young minds, supporting the developmental areas of physical, cognitive, socio-emotional, and aesthetic appreciation skills. By establishing and maintaining these educational centres, we aim to lay a strong foundation for the future generation.

Sudhaar



The "**Sudhaar**" programme addresses rural development by implementing sustainable solutions tailored to community needs. This year, our focus included the installation of solar-powered street lights in key areas of Palghar, benefiting **1,500+** community members. These lights enhance safety and security while promoting the use of renewable energy sources. Furthermore, our need-based initiatives have provided targeted assistance during critical events, ensuring the communities are well-supported in times of need.

Shrishti



Our "**Shrishti**" initiative underscores our commitment to environmental sustainability through the adoption of renewable energy technologies. This year, we expanded our use of solar power and other renewable sources, significantly reducing our environmental footprint and empowering communities with clean and affordable energy. By promoting the use of renewable energy, we contribute to a greener and more sustainable future for all.

Our CSR programmes are closely aligned with the United Nations' Sustainable Development Goals (SDGs), ensuring that our efforts contribute to global challenges. Through initiatives related to health, education, rural development, and environmental sustainability, we actively work towards creating a positive social and environmental impact. Our commitment to these SDGs reflects our dedication to building a more sustainable and equitable world, beyond the immediate scope of our business.

Swasthya

Initiative	Impact	UN SDG
Provision of safe drinking water	Benefitted 15,000+ community members	6
Mobile health check-up vans	Reached 2,890+ individuals for health check-ups	3

Swabhiman

Initiative	Impact	UN SDG
Anganwadi Centre in Randha village	Benefitted approximately 150 children	4
Balwadi in Palghar	Supported 77 children with quality education	4

Sudhaar

Initiative	Impact	UN SDG
Solar-powered street lights	Benefitted 1,500+ community members	11
Need-based assistance during critical events	Provided targeted support and assistance	11

Shrishti

Initiative	Impact	UN SDG
Adoption of renewable energy technologies	Reduced environmental footprint, provided clean energy	7
Installation of solar power street lights	Enhanced safety and sustainability in communities	7

UN Sustainable Development Goals

- 1** No Poverty
- 2** Zero Hunger
- 3** Good Health & Well-Being
- 4** Quality Education
- 5** Gender Equality
- 6** Clean Water & Sanitation
- 7** Affordable & Clean Energy
- 8** Decent Work & Economic Growth
- 9** Clean Water & Sanitation
- 10** Reduced Inequalities
- 11** Sustainable Cities & Communities

STATUTORY REPORTS



- Management Discussion & Analysis
- Board's Report
- Corporate Governance Report

Management Discussion & Analysis

This discussion covers the financials results, operational performance and other developments for the financial year ended March 31, 2024 in respect of AYM Syntex's business. The Management Discussion and Analysis (MD&A) should be read in concurrence with the Audited Financial Statements of AYM Syntex Limited, and the notes for the financial year ended March 31, 2024.

Cautionary Statement

The statements made in this Management Discussion and Analysis that pertain to the Company's objectives, plans, estimates, and expectations may be considered forward-looking statements under applicable laws and regulations. These statements, which discuss future performance and outcomes, are based on Management's current plans and assumptions using available information. However, these statements are subject to various risks, uncertainties, and potential inaccuracies in assumptions. Such forward-looking

statements can be identified by the use of words like 'anticipate,' 'estimate,' 'expects,' 'projects,' 'intends,' 'plans,' 'believes,' 'aims,' 'drive towards' or similar expressions. While we have exercised prudence in our assumptions, we cannot assure that these forward-looking statements will materialise. We undertake no obligation to publicly update any such statement, whether due to new information, future events, or other circumstances.



Economic Overview

Global Economy

The global economy in 2023-24 experienced varied growth dynamics influenced by multiple factors. Despite a challenging macroeconomic landscape marked by tighter monetary policies, geopolitical tensions, and the ongoing impact of the Ukraine conflict, some regions demonstrated resilience. The United States and several large emerging markets, including India and Indonesia, showed robust growth, driven by strong consumer spending and policy support. Conversely, many European economies, particularly Germany and the United Kingdom, faced stagnation or recession, partly due to lingering effects from previous energy price shocks and slower credit growth.

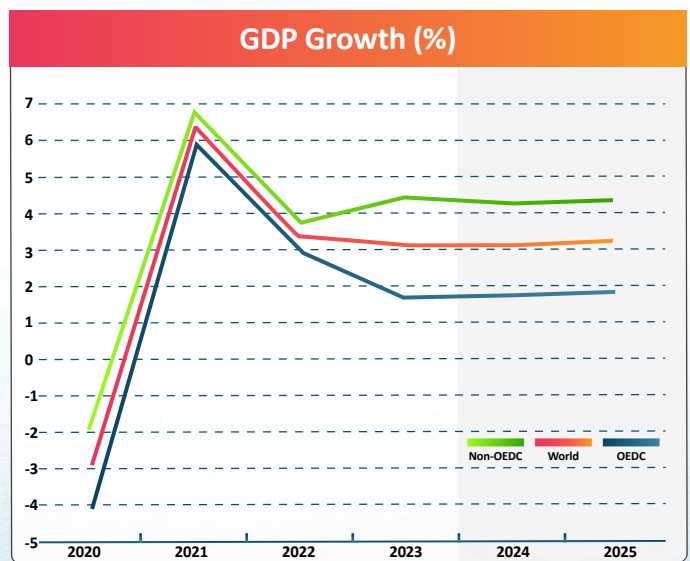
Global GDP growth remained steady at 3.1% in 2023, with projections for 2024 and 2025 showing a slight uptick to 3.2%. This growth is underpinned by improved real income prospects and easing inflationary pressures, which allow for gradual monetary easing. However, the global outlook is uneven, with growth divergences across regions expected to persist in the near term. Emerging-market economies, particularly China, are anticipated to benefit from significant fiscal support, while advanced economies will experience slower growth recovery.

Inflation rates have shown signs of moderation, especially in advanced economies, where headline inflation has fallen significantly from its 2022 peaks. However, core inflation, particularly in services, remains elevated due to higher unit labour costs.

The global labour market has also shown resilience, with unemployment rates remaining near record lows, although employment growth has slowed.

Trade growth has rebounded, supported by strong performance in China and the United States. However, supply chain disruptions, including those caused by geopolitical tensions and natural disasters, continue to pose risks. Shipping costs have remained high, impacting global trade dynamics.

Overall, while the global economy faces substantial risks, including geopolitical uncertainties and potential financial market corrections, the medium-term outlook is cautiously optimistic. Policymakers are focused on balancing inflation control, supporting sustainable growth, and addressing structural challenges to ensure a durable economic recovery.



Source: OECD Economic Outlook, Volume 2024 Issue 1



Indian Economy

In the fiscal year 2023-24, India's economy demonstrated a mixed performance marked by robust public investment and persistent challenges in private consumption. The GDP growth rate was projected at 7.8% for FY 2023-24, buoyed by substantial government spending in infrastructure, particularly in transport and energy sectors, alongside robust exports in IT and consulting services. However, private consumption remained sluggish due to subdued rural demand and cautious consumer spending. This weak consumption is primarily on account of a muted agricultural growth. Agricultural production was disrupted during the year due to erratic weather patterns, triggered by El Niño. With agricultural outputs impacted, rural consumption has been weaker than usual.

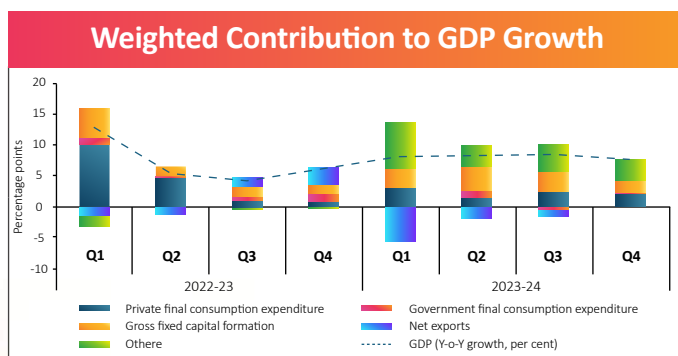
Inflationary pressures eased towards the end of the fiscal year, with headline inflation falling to 4.9% in March 2024, supported by lower import prices and a firm monetary stance by the Reserve Bank of India (RBI). The stock exchange saw new highs, bolstered by capital gains, which in turn supported discretionary consumption. Despite these gains, challenges such as global geopolitical uncertainties, especially from the Middle East, and domestic factors like high public debt levels posed risks to sustained economic growth.

On the fiscal front, the Interim Union Budget for 2024 aimed at fiscal consolidation with a deficit target of 5.1% of GDP for FY 2024-25, emphasising increased tax collection and reduced defence spending. The fiscal strategy

underscored the necessity of infrastructural investments and reforms, particularly in agriculture, to drive more inclusive and sustainable growth.

The labour market exhibited a dual trend, with urban employment conditions improving while rural job demand under schemes like MGNREGA remained high but lacked vigour. The need for structural reforms was highlighted, especially in agriculture, which continues to employ a significant portion of the workforce but lags in productivity and income levels.

As India navigates the global economic landscape, enhancing its integration into global production networks and addressing domestic structural challenges will be crucial for maintaining momentum in economic growth and development. The anticipated easing of monetary policy in the latter part of 2024, contingent on sustained lower inflation, is expected to further support growth dynamics moving forward.



Source: RBI staff estimates.



Industry Overview

Global Textile Industry

In FY 2023-24, the global textile economy faced numerous challenges, marked by a significant decline in trade volumes and shifting geopolitical landscapes. According to UNCTAD, global trade shrank by nearly 5% due to geopolitical tensions, economic instability, and increasing trade-restrictive measures. This downturn, however, was not uniformly experienced across all sectors. The textile industry, in particular, saw a notable decline of 13% in trade volumes, reflecting reduced demand in developed markets and disruptions in East Asia.

The global textile market is poised for robust growth, expected to rise from \$638 billion in 2023 to \$690 billion in 2024, reflecting a year-on-year growth of 8.1%. Projections indicate continued expansion to \$903 billion by 2028, at a projected CAGR of 7.0%. Growth in recent years has been propelled by factors such as population growth, increasing demand for man-made fibres, government support for the textile sector, robust economic growth in emerging markets, and regulations curbing plastic use. Key players such as China, the European Union, the United States, and India dominate the market, with China leading in production and exports.

Simultaneously, the global fashion e-commerce sector is experiencing rapid expansion, set to grow from \$821 billion in 2023 to \$906 billion in 2024, at a year-on-year growth of 10.3%. This trend is expected to continue, with the market forecast to reach \$1,357 billion by

2028, supported by a CAGR of 10.6%. The proliferation of internet and smartphone usage is facilitating this growth by enabling broader access to fashion e-commerce. Online platforms for textile goods are gaining popularity, responding to increasing apparel demand across different age groups.

Despite these positive trends, the global market faced significant challenges in 2023, particularly in the United States and Europe. Factors such as low consumer confidence, inventory surpluses, higher-than-expected inflation, supply chain disruptions, geopolitical tensions, and China's economic reopening contributed to a cautious business environment. Consequently, global brands and retailers adopted careful strategies, focusing on smaller purchases and reacting to secondary demand signals to navigate uncertainties in the market.

Looking forward, the outlook for the textile industry remains uncertain, with persistent geopolitical tensions and economic fragility influencing market conditions. However, the continuous adaptation to consumer preferences, technological innovations, and strategic regional growth provides a foundation for resilience and potential recovery. As the industry navigates these complexities, maintaining a balance between sustainable practices and market demands will be crucial for long-term success and stability in the global textile economy.



Indian Textile Industry

The Indian textile industry holds a prominent position in the global market, contributing significantly to the country's economy. It accounts for approximately 2.3% of India's GDP, 13% of industrial production, and 12% of export earnings. Indian textile industry contribution to GDP is expected to double by 2030. It serves as a crucial driver of employment, employing approximately 35 million people and ranking as the second-largest employer in India. Projections indicate robust growth, with the market expected to expand at a 10% CAGR from US\$ 197 billion in 2023 to US\$ 350 billion by 2030. India ranks as the world's third-largest exporter of textiles and apparel, with exports set to reach US\$ 100 billion by 2030 from US\$ 34.4 billion in 2023.

The Indian textile industry spans the entire value chain from fibres to apparel, encompassing traditional handloom, handicrafts, and modern textile products. There is a growing emphasis on sustainability practices and the adoption of vegan materials, supported by the expanding distribution channels of e-commerce platforms for premium textiles and apparel.

Furthermore, by embracing innovative strategies, leveraging technological advancements, facilitating retail expansion, employing sustainable practices, and enhancing employee engagement, the Indian fashion and lifestyle industry is positioned for dynamic growth. This shift towards more durable products mirrors increasing consumer awareness of the environmental impacts associated with fast fashion.

The Indian textile industry, one of the oldest and most significant sectors in the Indian economy, has experienced a tumultuous year in 2023-24. As the world's third-largest exporter of textiles and apparel, India plays a pivotal role in the global textile market. However, the industry has faced considerable headwinds, driven by both internal and external factors, impacting its performance and growth trajectory.

Despite a strong future outlook, the Indian textile industry faced significant challenges in 2023-24, with a decline in exports for the second consecutive year. Exports amounted to \$34.4 billion, a 3% decrease from the previous year, and a notable 16.3% drop

compared to 2021-22. This decline can be attributed to geopolitical tensions, reduced demand from major markets such as the US and EU, and increased freight costs due to the Red Sea crisis. Additionally, the industry struggled with fluctuating cotton prices, capacity under-utilisation, and the dumping of imported fabrics and garments from China and Bangladesh. These issues were further exacerbated by a reduction in consumer confidence in key markets, resulting in lower inventories and fewer orders for Indian exporters.

Despite these challenges, several opportunities have emerged, particularly due to government initiatives and India's competitive advantages. The Production-Linked Incentive (PLI) Scheme and the establishment of PM MITRA Parks are expected to boost production capabilities and attract significant investments in man-made fibres and technical textiles.

India's comparative advantage in skilled manpower and cost of production continues to be a strength. The government's commitment to setting up 75 textile hubs and providing 100% FDI through the automatic route further enhances the industry's growth potential. The focus on sustainable and eco-friendly textile production aligns with global market trends, providing Indian manufacturers with a competitive edge.

Looking ahead, the Indian textile industry is poised for a gradual recovery. The recent Free Trade Agreements (FTAs) with the UK and EU are expected to open new markets and enhance export opportunities. The government's policy support, combined with ongoing investments in R&D and technology upgradation, will drive innovation and improve competitiveness. Additionally, the growing demand for technical textiles, particularly in automotive and industrial applications, offers substantial growth potential. The industry is expected to focus on product diversification, sustainability, and exploring new markets to regain its footing in the global textile landscape. With a projected market size of \$350 billion by 2030, the Indian textile industry aims to double its contribution to the GDP and emerge as a global textile powerhouse.



In this dynamic landscape, our industry stands at the cusp of transformation. This sector has demonstrated resilience and adaptability in the face of multifaceted challenges, from economic disruptions to supply chain complexities. As we transition towards a more sustainable future, we encounter a realm of opportunities and threats that shape our trajectory. From favourable government initiatives to retail and

e-commerce expansion, our industry's growth is going to be propelled by strategic policies. However challenges loom, including geopolitical uncertainties impacting global demand and fluctuating raw material costs. It is in this intricate landscape that we seek to navigate, leveraging our industry's inherent strengths while mitigating potential pitfalls.

OPPORTUNITIES



Favourable Government initiatives like PLI Program, FDI policy, Free Trade Agreements, Scheme for Integrated Textile Parks, National Technical Textile Mission etc.



Retail Sector and E-commerce expansion to boost textile and apparel industry



India's "China plus one" diversification policy




Major exporting countries like Bangladesh are also facing geopolitical issues



Rising disposable income driving domestic demand



Low cost Labour



Make in India Campaign

THREATS



Geopolitical Challenges leading to reduced demand



Intense Global competition from China



Fluctuating commodity prices affecting operations



High Capital Expenditure requirements



Fragmented Industry with intense competition

Business Overview

In the 2023-24 period, the global economy faced considerable challenges primarily driven by inflationary pressures arising from fluctuating commodity prices and persistent geopolitical tensions disrupting supply chains. These issues were further exacerbated by a significant increase in interest rates, marking the most substantial surge in four decades, which in turn dampened global growth from 3.5% in 2022 to 3.2% in 2023. The ongoing conflict between Russia and Ukraine posed a serious threat to the European Union's economic stability, while escalating geopolitical tensions in the Middle East and disruptions along the Red Sea route intensified concerns regarding rising logistics costs, energy prices, and commodity price fluctuations. These factors collectively heightened the risk of supply disruptions and exerted downward pressure on the global economy.

In 2023, global GDP growth held steady at 3.1%, reflecting a period of relative stability in the face of previous economic turbulence. Projections for 2024 and 2025 suggest a modest uptick in growth to 3.2%, driven by several key factors. Improved real income prospects are contributing to this positive outlook, as consumers and businesses experience enhanced purchasing power and economic confidence. Additionally, a moderation in inflationary pressures has provided relief from the high cost of living and raw materials that had previously constrained economic activity. This reduction in inflation allows for a more gradual approach to monetary easing, as central banks can afford to lower interest rates incrementally without reigniting inflationary concerns.

The year was marked with disruption and is marked as a challenging year in history of AYM with fire in one of

the factories disrupting the operations and business of the Company temporarily. This presented us with unprecedented difficulties, resulting in ongoing issues with quality consistency. The fire incident has impacted the sales and hit margins for first and second quarter but with continuous effort & strategy in place, the company has managed to recover the losses in second half of the year. Operational performance was on an improving trend after first two quarters in the current year and the same got reflected in the financials. The revenue from operations stood at Rs.1,358.2 Crores as compared to Rs.1,457.8 Crores in the previous year. In spite of decrease in turnover the operating EBITDA was higher at Rs 107.8 Crores (7.9% of revenue) as against Rs.103.1 Crores (7.1% of revenue) in the previous year. The Business continues to become more robust with each passing year. The Strategic business of the Company is in right direction. Margins are healthy and the business is profitable once quality, delivery challenges are overcome.

POY - Textile

The Textile business was affected due to fire which disrupted the operations temporarily and affected the financial performance of the division. This impacted the volumes and margins of the business. The global textile sector, in particular, was notably affected, with trade volumes plummeting by 13%. This sharp decline can be traced to a combination of factors. In developed markets, demand for textile products weakened due to economic uncertainties and changing consumer preferences. Consumers in these markets became more cautious, leading to reduced spending on discretionary items such as fashion and textiles. Additionally, high inflation rates and production costs squeezed household budgets, further dampening demand.



The situation was further exacerbated by disruptions in East Asia, a crucial hub for global textile production and export. Supply chain interruptions in this region, caused by ongoing geopolitical tensions and localized economic disruptions, led to delays and increased costs for textile manufacturers and exporters. For example, trade disruptions in key East Asian countries like China and Vietnam affected the flow of raw materials and finished goods, compounding the challenges faced by the textile industry. Moreover, trade-restrictive measures, including tariffs and export controls, imposed by various countries in response to economic and political pressures, also played a role in the sector's downturn. These measures created barriers to the free flow of textiles and related products, leading to increased costs and reduced market access for producers and exporters.

Despite a promising long-term outlook, the Indian textile industry encountered substantial difficulties during 2023-24, evidenced by a continued decline in export performance. The sector's exports totaled \$34.4 billion, reflecting a 3% decrease from the previous year and a significant 16.3% drop compared to 2021-22. This downturn in export figures can be attributed to a complex interplay of factors.

Financial performance of the Textile division was adversely impacted on account of lower volumes resulting from lower demand and also on account of disruption of operations on account of fire. The Company is envisaging a promising outlook in the POY and Textile area and is expanding its capacity carefully in the strategic part of the business like technical yarns.

Over the period it is expected to modify/replace some of the old lines which are non-competitive and do not offer a level playing field with a different product mix. The entire product mix change strategy has now been in place which would be more sustainable for the long run, resulting in higher volumes and better performance for the business.

Looking forward, the textile industry faces a complex landscape shaped by geopolitical tensions, economic uncertainties, and evolving consumer expectations. However, by leveraging technological innovations, adapting to market trends, and focusing on sustainability, the industry can navigate these challenges effectively. Companies that strike a balance between addressing immediate market demands and investing in long-term sustainable practices will be better positioned for resilience and growth in the global textile economy.

Floor Covering

The Floor Covering business showed robust volumes and margins in the current year as compared to previous year. However, the margins were impacted to a certain extent in this year specially during the period of April to Sep 23 as the Company has incurred huge expenses on Air freight and quality issues. This was on account of Fire which impacted the operations of this segment also resulting in quality issues and delays in production on account of which we had Air Freight some of the products.

The Company has significantly expanded its business by introducing a range of new products while continuing to produce our proprietary offerings. New Product

Development has been pivotal to the growth and success of the floor covering division. This division has evolved from producing solely polyester products to incorporating multiple types of polyester. As a result, the management of the business has become more complex, and there have been new challenges and initial operational setbacks, such as quality issues related to the increased number of new products. Nevertheless, our focus remains on making continuous improvements and addressing these initial challenges promptly.

The Company is making efforts to enter into new strategic segment in this division, which will help in further improving the volumes and margins on this division. With China +1 policy and inflation in European and US Market, there is very good potential for our products in the coming future as an alternate.

AYM is strategically positioned in the market and is recognized by customers as a dependable supplier capable of delivering high-quality products at competitive prices and on schedule. Building on long-standing relationships with leading carpet companies worldwide, the company is actively promoting its innovative products to generate significant interest. Over the past two years, we have expanded our capacities and capabilities to meet the increased demand. This global expansion allows us to balance sales across all continents, reducing the impact of regional slowdowns and disruptions. Overall, in the near term, AYM is well-positioned with a diverse range of product offerings, global sales reach, and coverage across various product segments. These innovations will set AYM apart from competitors, and we anticipate that these products will constitute a major portion of our sales moving forward.

Packaged Dyed Yarn

In 2023, the global economy faced a series of significant challenges, largely stemming from inflationary pressures driven by volatile commodity prices and persistent geopolitical tensions that disrupted supply chains. The situation was further exacerbated by a sharp increase in interest rates, which represented the most substantial rise in four decades. The ongoing conflict between Russia and Ukraine was a major factor contributing to economic instability, particularly affecting the European Union's economic outlook. The war not only disrupted trade and investment flows but also intensified energy market volatility, as Europe grappled with reduced energy supplies and higher costs. Simultaneously, escalating geopolitical tensions in the Middle East and disruptions along the Red Sea route added to the strain. These issues heightened concerns over rising logistics costs and energy prices while causing fluctuations in commodity prices. The combined effect of these disruptions led to increased risks of supply chain interruptions and economic instability, exerting substantial downward pressure on global economic growth.

As mentioned above the global textile market faced significant challenges in 2023, particularly in the United States and Europe. Factors such as low consumer confidence, inventory surpluses, higher-than-expected inflation, supply chain disruptions, geopolitical tensions, and China's economic reopening contributed to a cautious business environment. Consequently, global brands and retailers adopted careful strategies, focusing on smaller purchases and reacting to secondary demand signals to navigate uncertainties in the market.



Similarly, the Indian Textile industry faced adverse economic conditions in 2023. Factors such as lower consumer sentiment, higher inflation, inventory buildup in the supply chain, fluctuating cotton prices, diminishing demand, and under-utilisation of capacity were exacerbated by the Red Sea crisis. Additionally, the industry was impacted by the dumping of imported fabrics and garments from China and Bangladesh.

In light of the above, the Packaged Dyed Yarn business faced significant challenges in terms of demand resulting in lower volumes as compared to previous year. Further production was also disrupted for some part of the year on account of certain Maintenance issues. On account of the above, the Packaged Dyed Yarn business financial performance was affected.

Looking ahead, the Indian textile industry is poised for a gradual recovery. The recent Free Trade Agreements (FTAs) with the UK and EU are expected to open new markets and enhance export opportunities. The government's policy support, combined with ongoing investments in R&D and technology upgradation, will drive innovation and improve competitiveness. Additionally, the growing demand for technical textiles, particularly in automotive and industrial applications, offers substantial growth potential. The industry is expected to focus on product diversification, sustainability, and exploring new markets to regain its footing in the global textile landscape.

Business Outlook

Global Economy is going through uneven times where the risk of higher interest rates can slow down economic activity by increasing borrowing costs for businesses and consumers. This, combined with persistent core inflation, may challenge economic

growth, although disinflationary trends could help alleviate some of these pressures. Further Geopolitical conflicts, such as ongoing tensions in Eastern Europe or other regions, could indeed disrupt global supply chains and affect trade patterns. This could potentially lead to increased volatility in commodity prices and further strain global economic stability. The Asia-Pacific region's strong growth prospects are promising, with significant contributions expected from major economies like China and India. The region's domestic demand and economic reforms will likely play a crucial role in sustaining its growth momentum. Overall, while the global economy faces potential headwinds, the combination of steady disinflation and ongoing growth trends presents a generally balanced outlook. Analysts and policymakers will need to remain vigilant and responsive to emerging challenges to sustain this positive trajectory. This dynamic landscape presents both challenges and opportunities, and our strategic focus on sustainability positions us to not only thrive in this modern context but also to contribute meaningfully to a more environmentally conscious future. As we reflect on past year's performance, we look ahead to the future with a strategic vision aimed at navigating challenges and seizing opportunities to ensure a positive business outlook.

The Company is very cautiously evaluating new projects and shall plan its expansion in strategic segments only. Despite the near-term uncertainties, we remain optimistic about the medium term and intend to continue investing in our growth engines. As we embark on another year, we remain steadfast in our commitment to improve margins led by premiumization alongwith further building operational efficiencies in manufacturing and supply chain. We also continue to expand our product range through new launches in our core portfolio.

HR Overview

A thriving, motivated, and engaged workforce is pivotal to our sustained growth and success. Our initiatives across key areas underscore our dedication to safety, development, engagement, and integrity.

Safety, Health, and Wellness

Safety remains a paramount priority at AYM Syntex. We continue to strive for zero harm through comprehensive occupational safety initiatives, robust risk management plans, and the integration of advanced technology. Our health programs have expanded to include regular check-ups, fitness activities, and mental well-being support initiatives. Our Policy on Prevention of Sexual Harassment (POSH) and our Vigil Mechanism and Whistleblower Policy further reinforce our commitment to safety and well-being.

Development and Training

This year, we have made significant strides in employee development through targeted training initiatives. Our upskilling efforts for campus recruits have been noteworthy, and we have streamlined our induction module to ensure new hires integrate into the system quickly. Each new employee receives a comprehensive walkthrough of our entire business value chain. Our training efforts focus on digitization, automation, and Industry 4.0, aligning with the evolving demands of the textile industry. We have enhanced training workshops, initiated skill-based training on newly curated products, and emphasised identifying training needs for behavioural improvement and leadership development. We prioritise personalised learning paths to ensure our employees are equipped with the necessary skills and knowledge to excel. Managerial effectiveness training provided to many of our managers has further strengthened our workforce.

Engagement and Recognition

Employee engagement and retention are at the heart of our HR strategy. We have implemented a performance-driven culture, emphasising overall job commitment among employees. To this end, we have expanded our recognition programs extensively across various locations, ensuring that employees feel appreciated and valued. Additional incentives are provided to employees who excel in their roles, from operators to mid-senior level. We are investing significantly in enhancing our presence on LinkedIn and other social media platforms as part of our employer branding strategy. Our participation in an employee satisfaction survey next year marks a significant step forward in our efforts.

Udgam Program

Our engagement initiatives also include the Udgam program, a comprehensive one-year immersion workshop where employees undergo training and are absorbed into various departments based on their expectations and the company's needs. This process aligns with our Job Transfer policy.

Integrity and Compliance

We have launched the Integrity Matters initiative, a whistleblowing tool aimed at sensitising and discouraging wrongdoing within the company. This helps us prevent unwanted incidents and uphold our employer branding efforts.



Risk Governance and Management

The Company adheres to a comprehensive Enterprise Risk Management (ERM) process and internal controls framework to identify, assess, mitigate and monitor the risks and uncertainties the business could face. This enables it to create and protect value.

Enterprise Risk Management (ERM) holds a crucial position within the Company, embodying a structured and unbiased approach to risk assessment and management. Supported by various corporate functions, the ERM framework ensures the comprehensive identification, assessment, prioritisation, mitigation, monitoring and reporting of all significant risks. This risk management mechanism is supported by regular review, control, self-assessments, and

of key risk indicators. A systematic approach is employed for the identification of risks and opportunities, where each functional unit meticulously evaluates the present and future scope of its operations. Business risks and opportunities are identified within each function and subsequently consolidated to provide an organisational overview. A mitigation plan is devised for critical risks, with ongoing monitoring conducted by the senior management.

Objectives of Risk Management

Better Management

Incorporate risk assessment into the Company's strategic decision making

Better Prevention

Identify threats and reduce the likelihood and impact of potentially adverse events

Better Compliance

Conform to the established laws and regulations

Risk Management Framework

Risk identification and Assessment

The Company has implemented a systematic process for identifying and assessing risks across all aspects of its operations. This process includes identifying potential risks, analysing their likelihood and potential impact, and prioritising them based on their significance.

Risk Mitigation Strategies

Once risks are identified and assessed, the Company develops comprehensive risk mitigation strategies. These strategies involve implementing appropriate controls, procedures and policies to minimise the likelihood and impact of identified risks.

Risk Monitoring and Reporting

The Company maintains a robust system for monitoring and reporting risks, enabling timely detection of emerging risks and evaluation of existing risk mitigation measures. Regular updates are provided to the Board and senior management on risk profiles, mitigation efforts and any significant changes in risk exposure.

Risk Governance

AYM establishes essential control mechanisms, adheres to appropriate guidelines, and institutionalises consistent and proper practices. This ensures effective governance and operational efficiency across the Company.

Key Highlights of Enterprise Risks Identified for FY 2023-2024 with Mitigation Strategies

Operational Risks

Risk Type and Description	Mitigation and Strategies
<p>Commodity price and availability risk Volatility in commodity prices could impact business profitability. Further shortage, unavailability of Raw Material could impact the business.</p>	<ul style="list-style-type: none"> • Ensuring orders are placed to vendors having BIS Certification • Defined norms for building strategic inventory positions as hedge against price volatility. • Diversifying sourcing and collaborating with suppliers
<p>IT Systems and Cyber Security Disruption in business operation due to non-availability of critical information systems through cyber attack and loss of sensitive information due to unauthorized access.</p>	<ul style="list-style-type: none"> • To safeguard confidential information, prompt measures have been implemented and disaster recovery plan is in place. • Additionally, the Company are actively identifying and blocking any data leakage sites that pose a threat to its network.
<p>Talent Acquisition and Retention Our ability to attract, develop, and retain a diverse range of skilled people is critical if we are to compete and grow effectively.</p>	<ul style="list-style-type: none"> • We have always ensured safe working conditions for our employees and are providing the necessary infrastructure and equipment across all operations to strictly adhere to the highest safety measures. • We are adopting flexible ways of working to unlock internal capacity and optimise talent deployment.
<p>Manufacturing Excellence and Product quality AYM is expected to maintain global quality standards in manufacturing as some of the products are directly consumed/applied by customers. Deviation may result in loss of business and reputation in the market, poor quality will also result into increase in customer complaints.</p>	<ul style="list-style-type: none"> • Adopting initiatives such as business process re-engineering • Focusing on quality of products by taking regular plant maintenance and tightening quality control processes. • Frequent interactions are done with customers and their feedbacks are noted and implemented.

Regulatory Risks

Risk Type and Description	Mitigation and Strategies
<p>Regulatory changes have been proceeding at a rapid pace. Non-compliance with new standards imposes a high degree of complexity as it may lead to reputational and financial consequences.</p>	<ul style="list-style-type: none"> • Mitigating risks through regular review of legal compliances as well as external compliance audits. • Implementation of compliance management system and compliance modules to ensure compliance with all regulatory requirements.



Strategic Risks

Risk Type and Description	Mitigation and Strategies
<p>Competition Risk With the increasing number of competitors across marketplaces, aggressive pricing by competitors, maintaining market share and pricing power is critical to sustained growth. Competitors may also take away customers and talent leading to loss of business.</p>	<ul style="list-style-type: none"> • Shifting from commodity segments to strategic segments gradually • Conversion of Lines producing Commoditized Products to Niche Products • New customized products are developed basis customer requirements to have an edge over competition. • Building agile marketing response mechanisms to counter competitive moves.
<p>Underperformance of new product launches Given that the success rate for new product launches is typically low, new products may not gain traction among consumers or may fail to scale up as planned.</p>	<ul style="list-style-type: none"> • The Company constantly innovates and diversify its portfolio to stay ahead of its competition. • To invest in a new product development process with a funnel approach to ensure continuous flow of new ideas coupled with rigorous governance around scalable ideas. • Well defined performance tracking systems for monitoring progress periodically.
<p>Customer and Product Concentration Major contracts with few customers any set back at customers' end may adversely affect the Company's Financials Product Concentration : Decrease in sale of products with a significant share in revenue may lead to adverse profit margins.</p>	<ul style="list-style-type: none"> • Continue to actively seek to diversify its client base and products to mitigate concentration risk • Develop new products. • Conversion of lines, wherever possible.

Strategic Reports

Statutory Reports

Financial Risks

Risk Type and Description	Mitigation and Strategies
<p>Volatility in Interest Rates Fund requirements arise on account of inventory position building, capital expenditure. Changes in interest rate regime and terms of borrowing could impact the financial performance of the Company</p>	<ul style="list-style-type: none"> • Maintain a Liquidity chest for immediate working capital requirements. • Managing Interest rate risk through strategies including maintaining an optimal mix of different loan types and maturity.
<p>Foreign Currency Exposures The Company has significant revenues in foreign currencies through exports and imports operations. Currency fluctuations in these currencies could impact the Company's financial performance.</p>	<ul style="list-style-type: none"> • Managing our foreign exchange risk actively within the Forex policy as approved by the Board. • Transaction risks continues to be unhedged as we have both imports and exports and hence a natural hedge.

Financial Statements

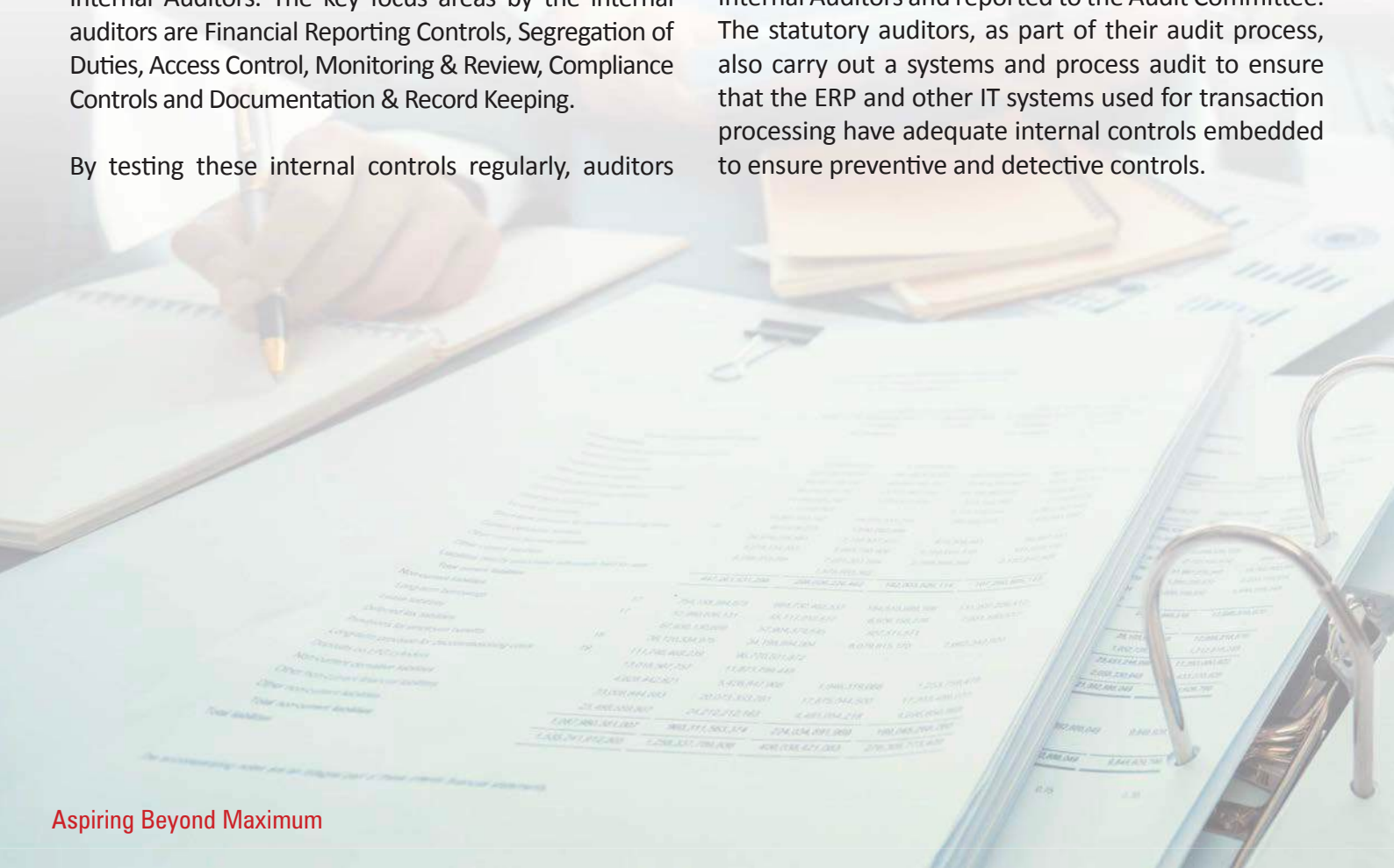
Internal Control System

We have an adequate system of internal controls in place. We have set policies, procedures and practices covering all financial and operating functions. These controls have been designed to provide a reasonable assurance regarding maintaining of proper accounting controls for ensuring reliability of financial reporting, monitoring of operations, and protecting assets from unauthorised use or losses, compliances with regulations. We have continued our efforts to align all our processes and controls with best practices.

These policies, processes and practices help to prevent fraud, detect errors, and ensure compliance with laws and regulations. This sets the tone for the organisation, emphasising the importance of integrity, ethical values, and accountability. By identifying and analysing potential risks, it helps to focus control efforts on critical areas and prioritise resources effectively. An internal control system is a vital component of an organisation's governance structure, designed to ensure the reliability of financial reporting and the effectiveness of operations. Therefore, Independent Internal Auditors regularly test these internal controls to assess their adequacy and reliability. The Audit Committee of our Company has appointed M/s Suresh Surana & Associates LLP as our Internal Auditors. The key focus areas by the internal auditors are Financial Reporting Controls, Segregation of Duties, Access Control, Monitoring & Review, Compliance Controls and Documentation & Record Keeping.

By testing these internal controls regularly, auditors

provide assurance to stakeholders, management, and the board of directors that the organisation's systems are functioning as intended, thereby enhancing the reliability of the financial statements and the overall business operations. All possible measures are taken by the Audit Committee to ensure the objectivity of the Internal Audit process and independence of the Internal Auditor, including quarterly one-on-one discussions. The Audit Committee reviews the adequacy of design and the effectiveness of the internal control systems, takes note of significant audit observations and monitors the sustainability of remedial measures. The internal audit programme is reviewed by the Audit Committee at the beginning of the year to ensure that the coverage of the areas is adequate. Reports of the internal auditors are regularly reviewed by the management and corrective action is initiated to strengthen the controls and enhance the effectiveness of the existing systems. Summaries of the reports and actions taken on audit findings are presented to the Audit Committee of the Board. The company also has a management audit team which is responsible for monitoring the implementation of action points arising out of internal audits. All audit observations and follow up actions thereon are tracked for resolution by the Internal Auditors and reported to the Audit Committee. The statutory auditors, as part of their audit process, also carry out a systems and process audit to ensure that the ERP and other IT systems used for transaction processing have adequate internal controls embedded to ensure preventive and detective controls.





The Company also has a system of Internal Control over Financial reporting (IFC) ensuring the accuracy of the accounting system and the related financial reporting. IFC means the policies and procedures adopted by a company for ensuring accuracy and completeness of accounting records; orderly and efficient conduct of business, including adherence to policies; safeguarding of its assets; prevention and detection of frauds and timely preparation of reliable financial information. The management assesses the appropriateness and effectiveness of these financial controls and are also validated by Internal Auditors as well as Statutory Auditors.

For the year ended March 31, 2024, the Board is of the opinion that the Company has adequate IFC commensurate with the nature of its business operations, wherein controls are in place and operating effectively and no material weakness exists. The Statutory Auditors have also issued an audit report expressing satisfaction on the adequacy and effectiveness of the internal financial control systems over financial reporting.

During the year under review, there were no risks which in the opinion of the Board threaten the existence of the Company.

In the company's ongoing commitment to improving internal controls, it continues to embrace technology and embark on an automation journey. By leveraging cutting-edge technological solutions, the company aims to enhance the efficiency, accuracy, and effectiveness of its internal control system. The company is actively automating repetitive and routine processes within its internal control framework. By doing so, it reduces the potential for human error and ensures consistency in control execution. Technology-enabled workflows are being implemented to streamline the flow of information and approvals across various departments. This not only expedites decision-making but also enhances the segregation of duties. The automation journey is a continuous process, and the company is committed to regular assessments and updates to optimise the effectiveness of the internal control system continually.



Financial Performance Overview

The Financial Year 2023-24 remained a mixed bag of opportunities and challenges. The global economy was uncertain on account of global geopolitical uncertainty which continued to impact inflation, interest rates, and the supply chain. The headwinds from geopolitical tensions, volatility in international financial markets, geoeconomic fragmentation, continuing sea route trade disruptions, and extreme weather events pose risks to the otherwise optimistic outlook. India, given its structural reforms, strengthening physical and digital infrastructure, is in a better position to overcome these multiple challenges.

The global economy has been in better shape than anticipated at the start of the year, having demonstrated some signs of growth, as reflected in the various high-frequency indicators. However, elevated debt levels and continuing geo-political hostilities aggravate risks to global growth and inflation outlook in the medium-term. The US economy has shown elasticity so far, but inflation being higher than expected has postponed rate cuts by the Fed. The US Presidential election in November is expected to contribute to economic volatility. Further, the UK and Europe economies are still fragile. Also, concerns about the real estate bubble in China could further dampen economic revitalisation. The medium-term outlook has worsened for many developing economies amid slowing growth, sluggish global trade, and tighter financial conditions. Additionally, the volatility in crude oil prices and the ongoing shipping disruptions through the Red Sea may further pose challenges to global supply chains and aid inflation. The Middle East region is also feeling the pressure on account of the Israel conflict. An escalation or spread of the conflict beyond Gaza and Israel, as well as an intensification of the disruptions in the Red Sea, could have an economic impact on the region. Structural reforms remain critical to boosting growth in the Middle East region by way of diversification into clean energy and other industrial sectors besides oil.

Despite all the turmoil, India is on track to become the third-largest economy by 2027, overtaking Japan and Germany. It is also the fastest-growing large economy with the tailwinds of young demographics, improving institutional strength and strong governance.

The year was marked with disruption and is marked as a challenging year in history of AYM with fire in one of the factories disrupting the operations and business of the Company temporarily. The revenue from operations stood at Rs.1,358.2 crores as compared to Rs.1,457.8 crores in the previous year. In spite of decrease in turnover the operating EBITDA was higher at Rs 107.8 Crores (7.9% of revenue) as against Rs.103.1 crores (7.1% of revenue) in the previous year. This presented us with unprecedented difficulties, resulting in ongoing issues with quality consistency. The fire incident has impacted the sales and hit margins for first and second quarter but with continuous effort & strategy in place, the company has managed to recover the losses in second half of the year. Operational performance was on an improving trend after the first two quarters in the current year and the same got reflected in the financials.

PARTICULARS	For the year ending March 31			
	2024		2023	
	₹ Crores	% of Revenue	₹ Crores	% of Revenue
Sales Volumes (MT)	60,866		61,182	
Net revenue from operations		1358.2		1457.8
Expenditure				
Cost of Materials	756.5	55.7%	872.0	59.8%
Employee costs	75.8	5.6%	65.5	4.5%
EBITDA Margins	107.9	7.9%	103.1	7.1%
Exceptional Item	6.6	0.5%	-	-
EBITDA Post Exceptions	101.3	7.5%	103.1	7.1%
Finance Charges	42.0	3.1%	36.0	2.5%
Depreciation	57.9	4.3%	56.5	3.9%
Tax	-0.7	-0.1%	3.5	0.2%
Profit after Tax	2.0	0.2%	7.2	0.5%
Other Comprehensive Income	-0.0	0.0%	0.7	0.1%
Total Comprehensive Income	2.0	0.1%	7.9	1.5%
Earnings per share (EPS)(in ₹)	0.4		1.4	



Revenue

Revenue from operations stood at Rs 1,358.2 Cr, recording 6.8% decline compared to the previous year. In terms of volumes, sales are lower by about 0.5% over the previous year. The year witnessed drop in volumes and sales on account of fire in one of our factories during the year, resulting in temporary interruption in business and operations. Company continues to retain focus on throughput improvement, filling up the enhanced capacities and getting the product sales mix right in the current year for sustainable profitable growth in future.

The export sales in line with strategy has increased from 46% in FY 23 to 47% in FY 24. Exports during the financial year 2023-24 were of Rs. 644.6 Crores.

Cost of Materials

The cost of materials comprises consumption of raw material, packing material, dyes & chemicals, changes in inventories of finished goods, work-in-process. The cost of materials is at 55.7% of Revenue, which has decreased by 4.1% as compared to 59.8% in previous year. The cost of materials has declined on account of efficiencies in buying, improved sales mix and also operational metrics at the Plant level. Raw Material costs have also impacted mainly due to favourable movement in Brent crude prices from \$96 per barrel to \$81 per barrel.

Employee costs

Employee cost includes salaries, wages, annual performance incentives, statutory bonus and gratuity, contribution to provident and other funds and staff welfare schemes expenses (except actuarial gain / (loss) on defined benefit plans). It also excludes labour engaged on contractual basis. During the year under review, employee cost stood at Rs 75.8 Cr. Lower revenue meant an increase in cost at 5.6% of revenues as

compared to 4.5% in previous year. The same is in line with the increase in head counts and compensation. The Company continuously strives to put in place the adequate team structures to fuel the future growth. With resource optimization in mind, it had worked upon restructuring the roles to ensure focused approach towards key goals.

Earnings before Interest, Tax, Depreciation & Amortization (EBITDA) Margins

The company has reported operating EBITDA in FY24 at Rs 107.8 Crores (7.9% of revenue) as against Rs.103.1 crores (7.1% of revenue) in the previous year. Increase in EBITDA inspite of reduction in turnover has been on account of decrease in Raw material consumption cost. EBITDA post exceptional items (loss on account of fire) is at Rs.101.2 crores (7.5% of revenue).

Finance Cost

Finance charges include interest on borrowings and other financial charges. Finance cost has increased in FY 23-24 at 3.1% of revenue as against 2.5% of revenue in the previous year, mainly on account of increase in borrowings on account of capex done in the current year and also on account of higher usage of working facilities. The Company expects and is making efforts to reduce the charges of facility availed with improved financial performance and the money market changes.

Depreciation

Depreciation has increased from Rs 56.5 Cr in FY 23 to Rs 57.9 Cr in the current year. The increase is on account of capitalization of ongoing modernization and expansion projects. Depreciation is expected to increase further in the coming year on account of the committed capex plan.

Tax Expense

The Company continues to pay taxes under MAT provision in FY 23-24. The Company expects to utilise its MAT credit available and does not foresee the situation of it getting expired without being utilised in the coming years.

Profit after Tax

Profit after tax has recorded a decline mainly on account of loss on account of fire amounting to Rs.6.6 crores. Profit after tax stood at Rs.2.0 crores in FY 23-24 as against Rs.7.2 crores in FY 22-23.

Total Debt

Debt figure includes all the long-term & short-term borrowings but excludes lease liability. Gross Debt as on March 31, 2024, stands at Rs 306 crs as against Rs 268 crs at the end of FY 23. Cash and cash equivalents of the Company in FY24 stood at Rs 19.6 crs as compared to Rs 22.2 crs in the FY23, Net Debt as on March 31, 2024, stands at Rs 286.4 crs after reducing the cash and bank balance and liquid investment versus Rs 245.8 crs at the end of FY23. The debt has increased on increase in short term borrowings.

Net Debt to EBITDA ratio for the current year stands at 2.7 as compared to 2.4 in the previous year on account increase in borrowings.

Fixed Assets

Fixed assets (tangible and intangible) including Capital work-in-progress stands at Rs. 482 Cr at end of FY24 as compared to Rs 471.5 Cr at the end of previous year. This increase has been on account of capex on additional facilities.

Key Ratios

Key capital efficiency ratios for AYM Syntex have been highlighted which provides a snapshot of the health of the Balance sheet.

Key Ratios	FY 24	FY 23
Return on Capital Employed (ROCE)	5.9%	6.8%
Debt: Equity	0.8	0.6
Net Debt: EBITDA	2.7	2.4
Debt Service Coverage Ratio	0.9	1.2
Interest Coverage Ratio	1.6	1.9
Current Ratio (Ex Current portion of Long term Debt)	1.2	1.5
Creditors Turnover (days)	78	62
Debtors Turnover (days)	31	28
Inventory Turnover (days)	100	81



Outlook

The Reserve Bank of India projects global growth to remain steady in 2024. The IMF forecasts a global growth of 3.2% for both 2024 and 2025. The global economic outlook for 2024 faces the risk of persistence of elevated interest rates and core inflation, withdrawal of fiscal support amid high debt weighing on economic activity, and economic uncertainties. Furthermore, heightened geopolitical tensions could pose downside risks to the global economy through tightening of energy and commodity prices. However, with faster disinflation and steady growth, the possibility of a severe economic downturn has diminished, and risks to global economic expansion are broadly balanced. Other positive factors, such as stronger-than-expected economic performance of the US and several large emerging market and developing economies, economic stimulus in China, the resilience of Europe amid the ongoing war and the easing of supply chain bottlenecks will bolster the outlook of the global economy. After rapid expansion in 2023, the Asia-Pacific (APAC) region is expected to

be the fastest-growing region of the world economy in 2024, supported by robust domestic demand in East Asia and India.

The Company is largely focussed on its customer centric approach alongwith improving throughput at the plants, new product development as well as various cost reduction initiatives which are underway. We are preparing ourselves to navigate through a challenging operational environment and create sustainable value for all stakeholders through emphasis on a customer focussed and value driven approach.

Our future growth and value creation will be driven by our differentiation strategy based on innovation, customer centricity, sustainability and focus on the exports market. Our differentiated business model will eventually enable sustained revenue growth despite pricing pressure, economic uncertainties globally and regulatory concerns that could further impact the industry.



BOARD'S REPORT

Dear Shareholders,

Your Directors are pleased to present 41st Annual Report together with Audited Statement of Accounts of the Company for the financial year ended March 31, 2024.

FINANCIAL HIGHLIGHTS

(Rs. in Lakhs)

Particulars	Standalone		Consolidated	
	2023-24	2022-23	2023-24	2022-23
Revenue from operations	1,35,816.39	1,45,778.22	1,35,816.39	1,45,778.22
Other Income	692.03	786.85	692.03	786.85
Total revenue	1,36,508.42	1,46,565.07	1,36,508.42	1,46,565.07
EBIDTA	10,126.12	10,314.85	10,125.71	10,314.32
EBIDTA Margin (%)	7.46	7.08	7.45	7.08
Finance Costs	4,202.51	3,599.41	4,202.52	3,599.42
Depreciation and amortization expense	5,791.46	5,651.87	5,791.46	5,651.87
Profit before tax	132.15	1,063.57	131.73	1,063.03
Current Tax	22.22	435.59	22.22	435.59
Deferred tax	(94.48)	(88.76)	(94.48)	(88.76)
Profit after tax	204.41	716.74	203.99	716.20
Other comprehensive income for the year, net of tax	(3.23)	74.92	(3.23)	74.92
Total comprehensive income for the year	201.18	791.66	200.76	791.12
Earnings per share (Basic)	0.40	1.43	0.40	1.42
Earnings per share (Diluted)	0.40	1.41	0.40	1.41

DIVIDEND

In order to conserve the resources of the Company, the Board has not recommended dividend on equity shares during the year under review.

AMOUNT TRANSFER TO RESERVES

Your directors do not propose to transfer any amount to the reserves.

COMPANY'S PERFORMANCE AND OUTLOOK

Standalone:

Revenues from operations (net) were at 1,35,816.39 Lakhs as compared to Rs. 1,45,778.22 Lakhs in the previous year. Exports during the financial year 2023-24 were of Rs. 64,463.72 Lakhs as compared to Rs. 67,719.78 Lakhs during the previous year.

The Profit Before Tax is Rs. 132.15 lakhs as compared to Rs. 1063.57 lakhs and PAT is Rs. 204.41 Lakhs as compared to Rs. 716.74 Lakhs in the financial year 23-24.

Consolidated:

Revenues from operations (net) were at 1,35,816.39 Lakhs as compared to Rs. 1,45,778.22 Lakhs in the previous year.

Exports during the financial year 2023-24 were of Rs. 64,463.72 Lakhs as compared to Rs. 67,719.78 Lakhs during the previous year.

The Profit Before Tax is Rs. 131.73 lakhs as compared to Rs.1063.03 lakhs and PAT is Rs.203.99 Lakhs as compared to Rs. 716.20 Lakhs in the financial year 2023-24.

SHARE CAPITAL AND LISTING

The paidup Equity Share Capital of the Company as on March 31, 2024, stood at Rs. 506312740/-. During the year under review, the Company has not issued shares with differential voting rights nor has granted any sweat equity. As on March 31, 2024, none of the Directors of the Company holds instruments convertible into equity shares of the Company.

Issue of Employee Stock Options

Pursuant to the exercise of options by the grantees, the Company has allotted 1,85,960 equity shares under the AYM ESOP Scheme 2018 and 92,000 equity shares at the face value of Rs. 10/ each under the AYM ESOP Scheme 2021. The said shares are listed on The Bombay Stock Exchange Limited and The National Stock Exchange of India Limited.

The Company confirms that the AYM ESOP Scheme 2018 and 2021 complies with the provisions of the SEBI (Shares Based Employee Benefit and Sweat Equity) Regulation, 2021.

In compliance with the provisions of Rule 12(9) of the Companies (Share Capital and Debenture) Rules, 2014 and SEBI (Share Based Employee Benefits) Regulations, 2014, as amended thereto, the details of Employees Stock Option Schemes of the Company as on March 31, 2024, are furnished in Annexure A attached herewith and forms part of this Report.

DIRECTORS' RESPONSIBILITY STATEMENT

Pursuant to Section 134(3) (c) read with Section 134(5) of the Act, the Directors hereby confirm that:

- in the preparation of the annual accounts, the applicable Accounting Standards had been followed along with proper explanation relating to material departures;
- the directors had selected such accounting policies and applied them consistently and made judgments and estimates that are reasonable and prudent so as to give a true and fair view of the state of affairs of the Company at the end of the financial year March 31, 2024 and of the profit and loss of the Company for that period;



BOARD'S REPORT

- c) proper and sufficient care has been taken for the maintenance of adequate accounting records in accordance with the provisions of the Companies Act, 2013 for safeguarding the assets of the Company and for preventing and detecting fraud and other irregularities;
- d) the directors had prepared the annual accounts on a going concern basis;
- e) internal financial controls have laid down and followed by the Company and that such internal financial controls are adequate and were operating effectively; and
- f) proper systems have been devised to ensure compliance with the provisions of all applicable laws and that such systems were adequate and operating effectively.

DIRECTORS/ KEY MANAGERIAL PERSONNEL (KMP)

The Company's Board comprises of a mix of executive and non-executive directors with considerable experience and expertise across a range of fields such as finance, accounts, general management and business strategy. The details of the directors and their meetings held during the year have been given in the Corporate Governance Report, which forms part of the Annual Report.

The following change occurred in the composition of Board of Directors during the year under review.

1. Mr. K H Vishvanathan, Non-executive Independent Director (DIN 00391263) ceased from the Directorship on completion of second term of office of directorship with effect from 31st July 2023.
2. Mr. Kantilal Patel (DIN: 00019414) has been appointed as Non- Executive Independent Director for a period of 5 years with effect from w.e.f. July 29, 2023 and his appointment had been regularized in the 40th Annual General meeting of the Company held on September 29, 2023

The following changes took place post the financial year:

1. Mr. Mohan K. Tandon, Non-executive Independent Director ceased from the Directorship on completion of second term of office of directorship with effect from May 28, 2024.
2. Mr. Atul M. Desai, Non-executive Independent Director ceased from the Directorship on completion of second term of office of directorship with effect from May 28, 2024.
3. Mr. Harsh Shailesh Bhuta (Independent Director)

(DIN: 07101709) has been appointed as a Non-executive Independent Director of the Company for a period of 5 years with effect from May 28, 2024.

4. Ms. Mala Tadarwal (Independent Director) (DIN: 06933515) has been appointed as a Non-executive Independent Director of the Company for a period of 5 years with effect from May 28, 2024.
5. Mr. Abhishek Mandawewala was re-appointed as a Managing Director and CEO of the Company for a period of 3 (three) years with effect from 01st August 2024.

Your Directors place on record deep appreciation for the valuable services rendered by Mr. K H Vishvanathan, Mr. Mohan K. Tandon and Mr. Atul M. Desai during their tenure with the Company.

The details of the directors and their meetings held during the year have been given in the Corporate Governance Report, which forms part of the Annual Report.

Retiring by rotation

Mr. Rajesh Mandawewala (DIN: 00007179), Non - Executive Chairperson of your Company retires by rotation and being eligible offers himself for re-appointment. The Board recommends his re-appointment and the same forms part of the notice of Annual General Meeting. The disclosures required regarding re-appointment of Mr. Rajesh Mandawewala pursuant to Regulation 36(3) of the SEBI (Listing Obligations and Disclosure Requirements) Regulations, 2015 and Secretarial Standard on General Meeting issued by the Institute of Company Secretaries of India are given in the Notice of AGM, forming part of the Annual Report.

COMMITTEES OF THE BOARD OF DIRECTORS

Information on the Audit committee, the Nomination and Remuneration committee, the Stakeholders Relationship committee, the Corporate Social Responsibility Committee and meetings of those committees held during the year is given in the Corporate Governance Report forming part of this Report.

DECLARATION BY AN INDEPENDENT DIRECTOR(S)

All Independent Directors of the Company, namely, Mr. Harsh Shailesh Bhuta, Ms. Mala Tadarwal and Mr. Kantilal Patel have given their declaration that they meet the eligibility criteria of independence as provided in Section 149(6) of the Companies Act, 2013 ("The Act") and Regulation 25(8) of SEBI (LODR) Regulations, 2015 ("LODR") and that there is no change in the circumstances as on the date of this report which may affect their status as an independent director.

BOARD'S REPORT

Your Board confirms that in its opinion, all the independent directors fulfill the conditions prescribed under the Act and LODR and they are independent of the Company and its management. All the independent directors on the Board of the Company are registered with the Indian Institute of Corporate Affairs (IICA), Manesar, Gurgaon, Haryana-122052 as notified by the Central Government under Section 150(1) of the Companies Act, 2013.

Policy on Directors' Appointment and Remuneration including criteria for determining qualifications, positive attributes, independence of a director and other matters provided under sub-section (3) of section 178 of the Act is placed on website of the Company and web link thereto is <https://aymsyntex.com/investors/corporate-governance/policies-code-compliances>

BOARD EVALUATION

Pursuant to provisions of Section 178 of the Companies Act, 2013 and Regulation 17 of the SEBI (Listing Obligations and Disclosure Requirements) Regulations, 2015, the Board has carried out an annual evaluation of the performance of the Board, its Committees, and individual Directors Performance evaluation has been carried out as per the Nomination & Remuneration Policy of the Company.

The evaluation for the performance of the Board as a whole and of the Committees were conducted by way of questionnaires. In a separate meeting of Independent Directors, the performance of Non-Independent Directors and performance of the Board as a whole was evaluated. Further, they also evaluated the performance of the Chairman of the Company, taking into account the views of the Executive Directors and Non-executive Directors.

The Company has devised a Policy for performance evaluation of the Independent Directors, Non-executive Directors, Executive Directors, the Board of Directors, and respective Committees entirely. The said policy is available on the website of the Company at www.aymsyntex.com.

The overall performance of the Chairman, Executive Directors, and Non-Executive Directors of the Company is satisfactory. The evaluation was based on parameters of performance, knowledge, analysis, quality of decision-making, etc.

CORPORATE SOCIAL RESPONSIBILITY (CSR)

The CSR policy of our Company as approved by the Board of directors' is hosted on the Company's website and web link thereto is

<https://aymsyntex.com/investors/corporate-governance/policies-code-compliances>

The Annual Report on CSR activities that includes details about the CSR Policy developed and implemented by the Company and CSR initiatives taken during the financial year 2023-24 is in accordance with Section 135 of the Companies Act, 2013 and Companies (Corporate Social Responsibility Policy) Rules, 2014 and is annexed herewith as **Annexure B** to this Report.

MEETINGS OF BOARD OF DIRECTORS

Four meetings of the Board of Directors were conducted during the financial year 2023-24, details of which are given in the Corporate Governance Report forming part of the Annual Report. The maximum interval between any two meetings did not exceed as prescribed in the Companies Act, 2013 and the SEBI (Listing Obligations and Disclosure Requirements) Regulations, 2015.

HOLDING, SUBSIDIARY, JOINT VENTURES AND ASSOCIATE COMPANIES

The Company is a subsidiary of Mandawewala Enterprises Limited.

Further, as on March 31, 2024 the Company has 1 subsidiary Company namely AYM Textiles Private Limited (AYM Textiles) and there have been no commercial transactions during the year. AYM Textiles was incorporated vide Certificate of Incorporation dated June 27, 2022 duly issued by the Registrar of Companies, Mumbai.

AYM Textiles has yet to commence its business operations. AYM Textiles was incorporated as WOS of the Company to fulfill the stipulations specified for participation under the New Production Linked Incentive (PLI) Scheme of GOI for Textiles. A report on the performance and financial position of (AYM Textiles is attached in Form AOC-1 as **Annexure C** to this Report. The Policy on Material Subsidiaries of the Company is placed on the website of the Company and can be accessed at

<https://www.aymsyntex.com/investors/corporate-governance/policies-code-compliances>

Further, pursuant to the provisions of Section 136 of the Act, the financial statements of the Company, consolidated financial statements along with relevant documents and separate audited financial statements in respect of subsidiaries, are available on the Company's website at

<https://www.aymsyntex.com/investors/financial-report/investors-financial-relation-annual-subsiary>

During the year under review, no companies have become/ceased to be joint ventures or associate companies of the Company.



BOARD'S REPORT

PARTICULARS OF LOANS, GUARANTEES OR INVESTMENTS UNDER SECTION 186 OF THE ACT

Particulars of investments made, loans and guarantee given and securities, if any provided under Section 186 of the Companies Act, 2013 form part of the notes to the financial statements.

PARTICULARS OF EMPLOYEES

The statement of disclosures of remuneration as required under Section 197(12) of the Act read with Rule 5(1) of the Companies (Appointment and Remuneration of Managerial Personnel) Rules, 2014, as amended from time to time, is annexed as Annexure E and forms an integral part of this Report.

The information regarding employee remuneration as required pursuant to Rule 5(2) and 5(3) of the above Rules is available for inspection. A statement showing the names and other particulars of the employees drawing remuneration in excess of the limits set out in the said Rules will be provided upon request. In terms of first proviso to Section 136 of the Act, the Report and Accounts are being sent to the members and others entitled thereto, excluding the information on employees' particulars, which is available for inspection by the members. Any member interested in obtaining a copy thereof may write to the Company Secretary.

None of the employees holds (by himself or along with his / her spouse and dependent children) more than 2% of the equity shares of the Company.

DETAILS IN RESPECT OF ADEQUACY OF INTERNAL FINANCIAL CONTROLS (IFC) WITH REFERENCE TO THE FINANCIAL STATEMENTS:

The Company believes that internal control is a prerequisite of governance and that action emanating out of agreed business plans should be exercised within a framework of checks and balances. The Company has a well-established internal control framework, which is designed to continuously assess the adequacy, effectiveness and efficiency of financial and operational controls. The management is committed to ensuring an effective internal control environment, commensurate with the size and complexity of the business, which provides an assurance on compliance with internal policies, applicable laws, regulations and protection of resources and assets.

Your Company has well documented Standard Operating Procedures (SOPs) for various processes which are periodically reviewed for changes warranted by business needs. The Internal Auditors continuously monitor the

efficiency of the internal controls / compliance with the SOPs with the objective of providing to the Audit Committee and the Board of Directors, an independent, objective and reasonable assurance of the adequacy and effectiveness of the organisation's risk management, control and governance processes.

For the year ended 31st March 2024, the Board is of the opinion that your Company has sound IFC commensurate with the nature of its business operations, wherein adequate controls are in place and operating effectively and no material weakness exists.

PARTICULARS OF CONTRACTS OR ARRANGEMENTS WITH RELATED PARTIES

Your Company has formulated a policy on related party transactions, which is also available on Company's website at <https://aymsyntax.com/investors/corporate-governance/policies-code-compliances>. This policy deals with the review and approval of related party transactions and any significant modifications in the said transactions. The Board of Directors of the Company has approved the criteria for making the omnibus approval by the Audit Committee within the overall framework of the policy on related party transactions. Prior omnibus approval is obtained for related party transactions which are of repetitive nature and entered in the ordinary course of business and at arm's length basis. All related party transactions are placed before the Audit Committee for review and approval.

All related party transactions entered during the year 2023-24 were in ordinary course of the business and at arm's length basis. No material related party transactions i.e., transaction exceeding 10% of the annual consolidated turnover as per the last audited financial statement, were entered during the Financial Year by your Company. Accordingly, the disclosure of related party transactions as required under Section 134(3)(h) of the Companies Act, 2013, in Form AOC-2 is not applicable to your Company and hence does not form part of this report.

Members may refer to note no. 47 to the standalone financial statement which sets out related party disclosures pursuant to IND AS-24.

VIGIL MECHANISM

Your Company is committed to the highest standards of ethical, moral and legal business conduct. Accordingly, the Board of directors has formulated Whistle Blower Policy and Vigil Mechanism for its directors and employees and any director or employee may make protected disclosures to the Chairman of the Audit Committee. No personnel have been denied access to the Audit committee.

BOARD'S REPORT

ANNUAL RETURN

Pursuant to section 134(3)(a) and section 92(3) of the Companies Act, 2013 read with Rule 12(1) of the Companies (Management and Administration) Rules, 2014, a copy of the annual return is placed on the website of the Company and can be accessed at

<https://www.aymsyntex.com/investors/shareholder-information>

CONSERVATION OF ENERGY, TECHNOLOGY ABSORPTION AND FOREIGN EXCHANGE EARNINGS AND OUTGO

a. Conservation of energy:

(i) the steps taken or impact on conservation of energy:

- Reduced the Suction blower of all Tex machine by 3 to 4 hz by Installing AC drives
- Replaced the Tex 2 & 7 Himson make machine with Alidhra tex Single Density & Second Double Density machine.
- We Are Maintianing PF > 0.995 , By Switching Power capacitor Manually as per Plant Load Daily Monitoring PF.
- Optimisation of Old Polyester & Nylon Plant Heat recovery.
- Thermic fluid and steam pipelines and valve insulation,Cover the Valve with Insulated Jacket and naked Pipeline & vessel Insulation.
- Conducted Air Saving Audit Oct 23

(ii) the steps taken by the Company for utilizing alternate sources of energy:

- Biomass Boiler installed by replacing Furnace oil boiler for steam generation.

(iii) the capital investment on energy conservation equipment: Rs. 125 Lakhs.

b. Technology absorption:

(i) The efforts made towards technology absorption:

- Installed Semi Automatic Weighing System for Dyeing Weighing for both Nylon & Automative Dyeing as per SAP Receipe Weighment for Precision Weighment Converted Line 9/11/14/15 from 4 End to 8 end production.

- Data colour 1000 Spectrophotometer
- Solar Sludge Dryer was installed with Purpose to Dry Biological Sludge and Utilize it in Boiler
- New Biological Tank 620 KL
- ATFD 20 kld

(ii) The benefits derived like product improvement, cost reduction, product development or import substitution:

- Reduction in Energy Consumption and cost saving
- Improvement in product quality
- Improvement in machine operating efficiency
- Reduction in packing material cost

(iii) In case of imported technology (imported during the last three years reckoned from the beginning of the financial year): NIL

(iv) Research and Development expenditures :

Particulars	Rs. in Lakhs	
	2023-24	2022-23
Revenue expenditure	1081.06	1001.81
Capital expenditure	0	0
Total	1081.06	1001.81

c. Foreign Exchange Earnings and Outgo:

The Foreign Exchange earned in terms of actual inflows during the year and the Foreign Exchange outgo during the year in terms of actual outflows.

Earning in Foreign exchange - Rs. 644,63.72 Lakhs

Outgo in Foreign exchange - Rs. 464,16.60 Lakhs

DEPOSITS

The Company has not accepted any deposit within the meaning of Chapter V to Companies Act, 2013. Further, no amount on account of principal or interest on deposit was outstanding at the end of the year under report.

STATUTORY AUDITORS

As per Section 139 of the Companies Act, 2013 ('the Act'), read with the Companies (Audit and Auditors) Rules, 2014, M/s Price Waterhouse Chartered Accountants LLP, Chartered Accountants (ICAI Registration No-012754N/N-500016) were appointed as the Statutory



BOARD'S REPORT

Auditors of the Company for a second term of 5 years commencing from the conclusion of the 39th Annual General Meeting till the conclusion of 44th Annual General Meeting. The Auditors are holding a valid certificate issued by the Peer Review Board of the Institute of Chartered Accountants of India. The Statutory Auditor(s) are not disqualified from continuing as Auditor(s) of the Company.

AUDITORS' REPORT

The Report given by M/s Price Waterhouse Chartered Accountants LLP on the financial statement of the Company for the year 2023-24 is part of the Annual Report. The Notes on financial statements referred to in the Auditors' Report are self-explanatory and do not call for any further comments. There has been no qualification, reservation or adverse remark or disclaimer in their Report.

There is no qualified opinion in the Auditors' Report

COST AUDITOR AND COST RECORDS

In terms of the Section 148 of the Companies Act, 2013 ('the Act') read with Rule 8 of the Companies (Accounts) Rules, 2014, it is stated that the cost accounts and records have been prepared and maintained by the Company as specified by the Central Government.

In terms of Section 148 of the Act read with Companies (Cost Records and Audits) Rules, 2014 and in accordance with the recommendation of the Audit Committee, the Board of Directors has appointed M/s Kiran J Mehta & Co., Cost Accountants, being eligible, as Cost Auditors of your Company to carry out the cost audit of products manufactured by the Company. Your Company has received their written consent from M/s Kiran J Mehta & Co. to the effect that their appointment is in accordance with the applicable provisions of the Act and rules framed thereunder. The remuneration of Cost Auditors has been approved by the Board of Directors on the recommendation of Audit Committee and in terms of the Companies Act, 2013 and Rules thereunder. Requisite resolution for ratification of remuneration of the Cost Auditors, by the members, has been set out in the Notice of the 41st Annual General Meeting of your Company.

During the year 2023-24 the Cost Accountants had not reported any matter under Section 143 (12) of the Act, therefore no detail is required to be disclosed under Section 134(3)(ca) of the Act.

Members are requested to ratify remuneration as fixed by the Board of directors by passing an ordinary resolution in the Annual General Meeting.

SECRETARIAL AUDITOR AND AUDIT REPORT

The Secretarial Audit of the Company for the financial year 2023-24, as required under Section 204 of the Companies Act, 2013 read with the Companies (Appointment and Remuneration of Managerial Personnel) Rules, 2014 and Regulation 24A of the Listing Regulations, was conducted by Mr. Hitesh J. Gupta, Practicing Company Secretary (CP No. 12722). The Secretarial Audit Report is annexed as Annexure D and forms an integral part of this Report.

There has been no qualification, reservation or adverse remark or disclaimer in the Secretarial Audit Report. During the year 2023-24, the Secretarial Auditor had not reported any matter under Section 143 (12) of the Act, therefore no detail is required to be disclosed under Section 134(3)(ca) of the Act.

COMPLIANCE WITH SECRETARIAL STANDARDS

During the year 2023-24, your Company has complied with the applicable Secretarial Standards issued by the Institute of Company Secretaries of India.

CERTIFICATION FROM COMPANY SECRETARY IN PRACTICE.

Pursuant to the provisions of SEBI (LODR) Regulations, 2015, the Company has obtained a certificate from Mr. Hitesh J. Gupta, Practicing Company Secretary that none of the Directors on the Board of the Company has been debarred or disqualified from being appointed or continuing as a Director of the Company by SEBI / Ministry of Corporate Affairs or any such regulatory authority.

DETAILS IN RESPECT OF FRAUDS REPORTED BY AUDITORS OTHER THAN THOSE WHICH ARE REPORTABLE TO THE CENTRAL GOVERNMENT

The Statutory Auditors, Cost Auditors and Secretarial Auditors of the Company have not reported any fraud to the Audit Committee or to the Board of Directors under Section 143(12) of the Companies Act, 2013.

RISK MANAGEMENT POLICY

The Audit Committee has been entrusted with the responsibility of overseeing various organizational risks (strategic, operational and financial). The Audit Committee also assesses the adequacy of mitigation plans to address such risks. An overarching Risk Management Policy which was approved by the Board is in place. The Company has developed and implemented an integrated Enterprise Risk Management (ERM) Framework through which it identifies monitors, mitigates & reports key risks which impact the Company's ability to meet its strategic objectives. The ERM team engages with all Function heads

BOARD'S REPORT

to identify internal and external events that may have an adverse impact on the achievement of Company's objectives and periodically monitors changes in both internal and external environment leading to emergence of a new threat/risk. These risks are captured in a risk register with all the relevant information such as risk description, root cause and any existing mitigation plans. The risk register is refreshed semi-annually. Risks are categorised into Strategic, Financial, Operational & Compliance. ERM risk assessments covering Company's various businesses and functions are a key input for the annual internal audit program. During FY23-24, the focus was on reviewing effectiveness of actions taken to mitigate business, cyber security and other operational & Compliance risks.

FAMILIARISATION PROGRAMME FOR THE INDEPENDENT DIRECTORS

In compliance with the requirements of Regulation 25(7) of the Listing Regulations, the Company has put in place a Familiarization Programme for the Independent Directors to familiarize them with the Company, their roles, rights, responsibilities in the Company, nature of the industry in which the Company operates, business model etc., so as to enable them to take well-informed decisions in timely manner. The details of the Familiarization Programme conducted are available on the website of the Company: <https://aymsyntex.com/investors/corporate-governance/policies-code-compliances>

CODE OF CONDUCT

The Company has Code of Conduct for Board members and Senior Management personnel. A copy of the Code of conduct has been placed on the Company's website for information of all the members of the Board and management personnel.

All Board members and senior management personnel have affirmed compliance of the same.

DISCLOSURE UNDER THE SEXUAL HARASSMENT OF WOMEN AT WORKPLACE (PREVENTION, PROHIBITION AND REDRESSAL) ACT, 2013

Your Company has always believed in providing a safe and harassment free workplace for every individual working in Company's premises through various interventions and practices. The Company always endeavors to create and provide an environment that is free from discrimination and harassment including sexual harassment.

The Company has in place a robust policy on prevention of sexual harassment at workplace which is in line with the requirements of POSH Act. The Company has complied with provisions relating to the constitution of Internal

Complaints Committee ('ICC') under POSH Act. ICC has been set up to redress complaints received regarding sexual harassment. All employees (permanent, contractual, temporary and trainees) are covered under this policy.

During the year under review, no cases of sexual harassment were reported in your Company. During the year, the Company has not received any complaints. There are no complaints pending as at the end of the financial year.

CORPORATE GOVERNANCE

In terms of Regulation 34 of the Securities Exchange Board of India (Listing Obligations and Disclosure Requirements) Regulations, 2015 (hereinafter "Listing Regulations"), a Report on Corporate Governance along with Compliance Certificate issued by Statutory Auditors of the Company is attached as **Annexure F** and forms integral part of this Report (hereinafter "Corporate Governance Report").

Management Discussion and Analysis Statement is separately given in the Annual Report.

SIGNIFICANT AND MATERIAL ORDERS PASSED BY THE REGULATORS/COURTS/TRIBUNALS

No significant or material orders were passed by the Regulators or Courts or Tribunals which impacts the going concern status and Company's operations in future.

INSOLVENCY AND BANKRUPTCY CODE, 2016

No application was made, or any proceedings filed against the Company under the Insolvency and Bankruptcy Code, 2016; hence the requirement to disclose the details of application made or any proceeding pending under the Insolvency and Bankruptcy Code, 2016, against the Company during the year along with their status as at the end of the financial year is not applicable.

DISCLOSURE OF REASON FOR DIFFERENCE BETWEEN VALUATION DONE AT THE TIME OF TAKING LOAN FROM BANK AND AT THE TIME OF ONE-TIME SETTLEMENT:

There was no instance of a one-time settlement with any Bank or Financial Institution during the period under the review.

MISCELLANEOUS

During the year under Report, there was no change in the general nature of business of the Company.

No material change or commitment has occurred which would have affected the financial position of the Company between the end of the financial year to which the



BOARD'S REPORT

financial statements relate and the date of the report.

During the year under Report, no funds were raised through preferential allotment or qualified institutional placement.

Industrial relations remained cordial throughout the year under review.

CAUTIONARY STATEMENT

The information and statements in the Management's Discussion & Analysis regarding the objectives, expectations or anticipations may be forward-looking within the meaning of applicable securities, laws and regulations. Actual results might differ materially from those either expressed or implied in the statement depending on the circumstances.

ACKNOWLEDGMENT

We take this opportunity to thank the employees for their dedicated service and contribution to the Company. We

also thank our banks, financial institutions, business associates, members and other stakeholders and authorities for their continued support to the Company. We thank the governments of various countries where we have our operations. We thank the Government of India, particularly the Ministry of Textiles. The Directors appreciate and value the contribution made by every member of the AYM family.

FOR AND ON BEHALF OF THE BOARD OF DIRECTORS

Sd/-

Rajesh R Mandawewala

Chairman

DIN: 00007179

Place: Mumbai

Date: May 30, 2024

BOARD'S REPORT

ANNEXURE A

Disclosure of Information in respect of Employees Stock Option Scheme:

A. Relevant disclosures in terms of the 'Guidance note on accounting for employee share-based payments':

The disclosure is provided in **Notes 49** to the financial statements of the Company for the year ended March 31, 2024.

Sr. No.	Particulars	Employee Stock Options Scheme-2018 – Grant I	Employee Stock Options Scheme-2021 - Grant I	Employee Stock Options Scheme-2021 – Grant II
1.	Date of shareholders approval	28 th February 2018	5 th March, 2021	5 th March, 2021
2.	Options granted	7,81,700 Equity shares of the face value of Rs. 10/- each	6,00,000 Equity shares of the face value of Rs. 10/- each	3,90,000 Equity shares of the face value of Rs. 10/- each
3.	Exercise Price per stock option	Rs. 10/-	Rs. 10/-	Rs. 10/-
4.	Vesting requirements	ESOPs will vest not earlier than One (1) year from the date of Grant	ESOPs will vest not earlier than One (1) year from the date of Grant	ESOPs will vest not earlier than One (1) year from the date of Grant
5.	Maximum term of options granted	5 years from the date of Vesting	5 years from the date of Vesting	6 years from the date of Vesting
6.	Source of shares	Primary	Primary	Primary
7.	Options movement during the year			
	Particulars			
	Number of options outstanding at the beginning of the year	2,05,360 Equity shares of the face value of Re. 10/- each	5,40,000 Equity shares of the face value of Rs. 10/- each	3,33,000 Equity shares of the face value of Rs. 10/- each
	Number of options granted during the year	NIL	NIL	NIL
	Number of options forfeited/lapsed/ Cancelled during the year	19400	80000	45000
	Number of options vested during the year	1,85,960	60,000	32,000
	Number of options exercised during the year	1,85,960	60,000	32,000
	Number of shares arising as a result of exercise of options	1,85,960	60,000	32,000
	Money realizes by exercise of options (INR), if scheme is implemented directly by the Company	Rs. 18,59,600	Rs. 6,00,000	Rs. 3,20,000
	Loan repaid by the Trust during the year from exercise price received	NA	NA	NA
	Number of options outstanding at the end of the year	NIL	4,00,000 Equity shares of the face value of Rs. 10/- each	2,56,000 Equity shares of the face value of Rs. 10/- each
	Number of stock exercisable at the end of the year	NIL	NIL	NIL
8.	Variation of terms of options	N.A.	N.A.	N.A.
9.	Money realized by exercise of Options	Rs. 18,59,600	Rs. 6,00,000	Rs. 3,20,000
10.	Total Number of Options in force	NIL	4,00,000	2,56,000
11.	Employee-wise details of Options granted to			
	(i) Senior Managerial Personnel/ Key Managerial Personnel	KMP-46900	KMP-200000	NIL
	(ii) Any other employee who receives a grant, in any one year, of Options amounting to 5% or more of Options granted during that year	3 Employees - 2,55,000	4 Employees - 6,00,000	9 Employees – 3,90,000
	(iii) Identified employees who were granted Options, during any one year, equal to or exceeding 1% of the issued capital (excluding outstanding warrants and conversions) of the Company at the time of grant	NIL	NIL	NIL



BOARD'S REPORT

Sr. No.	Particulars	Employee Stock Options Scheme-2018 – Grant I	Employee Stock Options Scheme-2021 - Grant I (24.04.2021)	Employee Stock Options Scheme-2021 – Grant II (29.01.2022)
12.	Diluted Earnings per Share (EPS) pursuant to issue of shares on exercise of options calculated in accordance with Indian Accounting Standard (Ind AS) 102	Rs 0.40 per share (as on 31.03.2024)	Rs 0.40 per share (as on 31.03.2024)	Rs 0.40 per share (as on 31.03.2024)
13.	Weighted average exercise price and weighted average fair value of options whose exercise price equals or exceeds or is less than market price of the stock-			
	a) Weighted average exercise price per stock option	Rs.10	Rs.10	Rs.10
	b) Weighted Average Fair Value of options	Rs. 67.08	Rs. 72.52	Rs. 89.06
14.	Method and significant assumptions used to estimate the fair value of Options granted during the year			
	i) Method	Adopts the Black Scholes Model	Adopts the Black Scholes Model	Adopts the Black Scholes Model
	ii) Significant Assumptions:	a) Weighted average risk-free interest rate b) Weighted average remaining contractual life of options outstanding (years) c) Weighted average expected volatility d) Weighted average expected dividends e) Weighted average market price	a) Weighted average risk-free interest rate b) Weighted average remaining contractual life of options outstanding (years) c) Weighted average expected volatility d) Weighted average expected dividends e) Weighted average market price	a) Weighted average risk-free interest rate b) Weighted average remaining contractual life of options outstanding (years) c) Weighted average expected volatility d) Weighted average expected dividends e) Weighted average market price

FOR AND ON BEHALF OF THE BOARD OF DIRECTORS

Place: Mumbai
Date: May 30, 2024

Sd/-
Rajesh R Mandawewala
Chairman
DIN: 00007179

BOARD'S REPORT

ANNEXURE B

CSR Activities for the Financial year commencing on or after 1st April 2023

1. A brief outline of the Company's CSR policy:

To spend at least 2% average net profits of the Company made during the three immediately preceding financial years calculated in accordance with the provisions of Section 198 of the Companies Act 2013 in the sectors as mentioned in schedule VII of the Act.

To give preference to local area and areas around where it operates, for spending the amount earmarked for corporate social responsibility activities.

List of activities to be undertaken by the Company as specified in Schedule VII of the Companies Act, 2013 as mentioned in the policy is placed on website of the Company at <https://www.aymsyntex.com>

2. The composition of the CSR Committee:

Sr. No.	Name of the Director	Designation / Nature of Directorship	Number of meeting of CSR Committee held during the year	Number of meeting of CSR Committee attended during the year
1	Mr. Atul Desai	Chairman	1	1
2	Mr. Rajesh R. Mandawewala	Member	1	1
3	Mr. Abhishek R. Mandawewala	Member	1	1
4	Mrs. Khushboo Mandawewala	Member	1	1

3. Provide the web-link where Composition of CSR committee, CSR Policy and CSR projects approved by the board are disclosed on the website of the company: <https://www.aymsyntex.com>

4. Provide the details of Impact assessment of CSR projects carried out in pursuance of sub-rule (3) of rule 8 of the Companies (Corporate Social responsibility Policy) Rules, 2014, if applicable - N.A.

5. Details of the amount available for set off in pursuance of sub-rule (3) of rule 7 of the Companies (Corporate Social responsibility Policy) Rules, 2014 and amount required for set off for the financial year, if any.

(Rs. In Lakhs)

Sr. No.	Financial Year	Amount available for set-off from preceding financial years (in Rs.)	Amount required to be set-off for the financial year, if any (in Rs.)
1	2023-24	6.64	6.64

6. Average net profit of the Company for 2020-21, 2021-22 and 2022-23: **Rs. 3,592.31 Lakhs**

7. a) Two percent of average net profit of the company as per section 135(5): **Rs. 71.85 Lakhs**

b) Surplus arising out of the CSR projects or programmes or activities of the previous financial years: **NIL**

c) Amount required to be set off for the financial year, if any: **Rs. 6.64 Lakhs**

d) Total CSR obligation for the financial year (7a+7b-7c): **Rs. 65.21 Lakhs**

e) CSR amount spent for the Financial year : **Rs. 76.73 Lakhs**

8. (a) CSR amount spent or unspent for the financial year:

Total Amount Spent for the Financial Year (in Rs. Lakhs)	Amount Unspent (in Rs.)				
	Total Amount transferred to Unspent CSR Account as per section 135 (6)		Amount transferred to any fund specified under Schedule VII as per second proviso to section 135 (5)		
	Amount	Date of transfer	Name of the Fund	Amount	Date of transfer
76.73	Nil	NA	Nil	Nil	NA



BOARD'S REPORT

(b) Details of CSR amount spent against ongoing projects for the financial year - NA

1	2	3	4	5	6	7	8	9	10	11	
SI.No.	Name of the Project.	Item from the list of activities in Schedule VI to the Act.	Local area (Yes/No).	Location of the project.	Project Duration for the project (in Rs.).	Amount allocated in the current financial Year (in Rs.).	Amount spent to Unspent to CSR Account for the project as per Section 135(6) (in Rs.).	Amount transferred Direct (Yes/No.)	Mode of implementation	Mode of implementation Through implementing Agency	
				State	District					Name	CSR Reg no.
1											
2											
Total											

(c) Details of CSR amount spent against other than ongoing projects for the financial year:

1	2	3	4	5	6	7	8		
SI.No	Name of the Project.	Item from the list of activities in Schedule VII to the Act.	Local area (Yes/No).	Location of the project.	Amount spent for the project (in Rs.)	Mode of implementation Direct (Yes/No.)	Mode of implementation Through implementing Agency		
				State	District			Name	CSR Reg. No.
1.	Implementing and supporting education program	(ii) Promoting Education	YES	Maharashtra/ U.T of Dadra & Nagar Haveli	Palghar/ Silvassa	10.61	YES	NA	NA
2.	Provision of safe drinking water	(ii) Promoting Healthcare	YES	Maharashtra/ U.T of Dadra & Nagar Haveli	Palghar/ Silvassa	35.71	YES	NA	NA
3.	Vaccination/ Mobile Van	(ii) Promoting Healthcare	YES	Maharashtra/ U.T of Dadra & Nagar Haveli	Palghar/ Silvassa	12.30	YES	NA	NA
4	Rural Development	(i) Promoting Rural Developments	YES	Maharashtra/ U.T. of Dadra & Nagar Haveli	Palghar/ Silvassa	9.54	YES	NA	NA
5	Poverty, Hunger	(i) Promoting Rural Developments	YES	U.T of Dadra & Nagar Haveli	Silvassa	5.00	YES	NA	NA
Total						73.16			

BOARD'S REPORT

- (d) Amount spent in Administrative Overheads - **Rs. 3.57 Lakhs**
 (e) Amount spent on Impact Assessment, if applicable- **NIL**
 (f) Total amount spent for the Financial Year (8b+8c+8d+8e)- **Rs.76.73 Lakhs**
 (g) Excess amount for set off- **Rs. 4.88 Lakhs**

Sl. No.	Particular	Amount (in Rs. Lakhs)
i.	Two percent of average net profit of the company as per section 135(5)	71.85
ii.	Total amount spent for the Financial Year	76.73
iii.	Excess amount spent for the financial year [(ii)-(i)]	4.88
iv.	Surplus arising out of the CSR projects or programmes or activities of the previous financial years, if any	NIL
v.	Amount available for set off in succeeding financial years [(iii)-(iv)]	4.88

9. (a) Details of Unspent CSR amount for the preceding three financial years: **NA**

Sl.No	Preceding Financial Year.	Amount transferred to Unspent CSR Account under section 135 (6) (in Rs.)	Amount spent in the reporting Financial Year (in Rs.)	Amount transferred to any fund specified under Schedule VII as per section 135(6), if any.	Amount remaining to be spent in succeeding financial years. (in Rs.)	
				Name of the Fund	Amount (in Rs).	Date of transfer
1						
2						
3						
		Total				

(b) Details of CSR amount spent in the financial year for ongoing projects of the preceding financial year(s): **NA**

Sl.No	Project ID	Name of the project	Financial Year in which the project was commenced	Project duration	Total amount allocated for the project (in Rs.)	Amount spent on the project in the reporting Financial Year (in Rs.)	Cumulative amount spent at the end of reporting Financial year (in Rs.)	Status of the project - Completed / on going
1								
2								
3								
		Total						

10. In case of creation or acquisition of capital asset, furnish the details relating to the asset so created or acquired through CSR spent in the financial year (asset-wise details).

- (a) Date of creation or acquisition of capital asset(s): **NA**
 (b) Amount of CSR spent for creation or acquisition of capital asset: **NA**
 (c) Details of the entity or public authority or beneficiary under whose name such capital asset is registered, their address etc.: **NA**
 (d) Provide details of the capital asset(s) created or acquired (including complete address and location of the capital asset). : **NA**

11. Specify the reason, if the Company has failed to spend the two percent of the average net profit as per Section 135(5)- **NA**

For **AYM Syntex Limited**

Sd/-
Rajesh R. Mandawewala
 Chairman
 DIN-00007179

Sd/-
Atul Desai
 Chairman CSR Committee
 DIN-00019443



BOARD'S REPORT

ANNEXURE C

FORM NO. AOC-1

Statement containing salient features of the financial statement of Subsidiaries/associate companies/joint ventures

(Pursuant to first proviso to sub-section (3) of section 129
read with rule 5 of Companies (Accounts) Rules, 2014)

Part "A": Subsidiaries

(Information in respect of each subsidiary to be presented with amounts in Rs)

S No.	Particulars	Details
1	Sl. No.	1
2	Name of the subsidiary	AYM Textiles Private Limited
3	Reporting period for the subsidiary concerned, if different from the holding company's reporting period	NA
4	Reporting currency and Exchange rate as on the last date of the relevant financial year in the case of foreign subsidiaries	INR (Indian Rupee in Thousand)
5	Share capital	100
6	Reserves & surplus	(95.76)
7	Total assets	39.64
8	Total Liabilities	35.40
9	Investments	-
10	Turnover	-
11	Profit before taxation	(41.45)
12	Provision for taxation	-
13	Profit after taxation	(41.45)
14	Proposed Dividend	-
15	% of shareholding	100%

Notes: The following information shall be furnished at the end of the statement:

- Names of subsidiaries which are yet to commence operations: AYM Textiles Private Limited
- Names of subsidiaries which have been liquidated or sold during the year: Not Applicable

Part "B": Associates and Joint Ventures

Statement pursuant to Section 129 (3) of the Companies Act, 2013 related to Associate Companies and Joint Ventures

Sr. No.	Name of Associates / Joint Ventures	Details
1	Latest audited Balance Sheet Date	
2	Shares of Associate/Joint Ventures held by the company on the year end	
	No.	
	Amount of Investment in Associates/Joint Venture	
	Extend of Holding %	
3	Description of how there is significant influence	
4	Reason why the associate/joint venture is not consolidated	
5	Net-worth attributable to Shareholding as per latest audited Balance Sheet	
6	Profit / Loss for the year	
	i. Considered in Consolidation	
	ii. Not Considered in Consolidation	

BOARD'S REPORT

1. Names of associates or joint ventures which are yet to commence operations: **Not Applicable**
2. Names of associates or joint ventures which have been liquidated or sold during the year: **Not Applicable**

For and on behalf of the Board of Directors

Rajesh Mandawewala

Chairman

DIN 00007179

Abhishek Mandawewala

CEO and Managing Director

DIN 00737785

Himanshu Dhadha

Chief Financial Officer

Ashitosh Sheth

Company Secretary

Place: Mumbai

Date: May 30, 2024



BOARD'S REPORT

ANNEXURE D

FORM NO. MR-3

Secretarial Audit Report

For the Financial year ended March 31st, 2024

[Pursuant to section 204(1) of the Companies Act, 2013 and

Rule No.9 of the Companies (Appointment and Remuneration of Managerial Personnel) Rules, 2014]

To,
The Members,
AYM Syntex Limited
Survey No. 394(P), Plot No.1,
Village Saily, Silvassa,
U.T. of Dadra & Nagar Haveli

I have conducted the secretarial audit of the compliance of applicable statutory provisions and the adherence to good corporate practices by AYM Syntex Limited (CIN - L99999DN1983PLC000045) (hereinafter called "The Company"). Secretarial Audit was conducted in a manner that provided us a reasonable basis for evaluating the corporate conducts/statutory compliances and expressing our opinion thereon.

Based on our verification of the Company's books, papers, minute books, forms and returns filed and other records maintained by the Company and also the information provided by the Company, its officers, agents and authorized representatives during the conduct of secretarial audit, I hereby report that in our opinion, the Company has, during the audit period covering the financial year ended on 31st March, 2024 complied with the statutory provisions listed hereunder and also that the Company has proper Board processes and compliance mechanism in place to the extent, in the manner and subject to the reporting made hereinafter:

I have examined the books, papers, minute books, forms and returns filed and other records maintained by the Company for the financial year ended on 31st March, 2024 according to the provisions of:

- i. The Companies Act, 2013 (the Act) and the rules made thereunder;
- ii. The Securities Contract (Regulation) Act, 1956 ('SCRA') and the rules made thereunder;
- iii. The Depositories Act, 1996 and the Regulations and Bye-laws framed thereunder;
- iv. Foreign Exchange Management Act, 1999 and the rules and regulations made thereunder to the extent of Foreign Direct Investment, Overseas Direct Investment and External Commercial Borrowings;
- v. The following Regulations and Guidelines prescribed under the Securities and Exchange Board of India Act, 1992 ('SEBI Act'):
 - a. The Securities and Exchange Board of India (Substantial Acquisition of Shares and Takeovers) Regulations, 2011;
 - b. The Securities and Exchange Board of India (Prohibition of Insider Trading) Regulations, 2015;
 - c. The Securities and Exchange Board of India (Issue of Capital and Disclosure Requirements) Regulations, 2018 (Not Applicable to the Company during the financial year under review);
 - d. The Securities and Exchange Board of India (Share Based Employee Benefits and Sweat Equity) Regulations, 2021;
 - e. The Securities and Exchange Board of India (Issue and Listing of Non-Convertible Securities) Regulations, 2021 (Not Applicable to the Company during the financial year under review);

- f. The Securities and Exchange Board of India (Registrars to an Issue and Share Transfer Agents) Regulation 1993 regarding the Act and dealing with client (Not Applicable to the Company during the financial year under review);
 - g. The Securities and Exchange Board of India (Delisting of Equity Shares) Regulations, 2021 (Not Applicable to the Company during the financial year under review);
 - h. The Securities and Exchange Board of India (Buyback of Securities) Regulations, 2018 (Not Applicable to the Company during the financial year under review); and
 - i. The Securities and Exchange Board of India (Listing Obligations and Disclosure Requirements) Regulations, 2015.
- vi. The Management has identified the compliances of the following laws as specifically applicable to the Company:
 - a. Air (Prevention and Control of Pollution) Act, 1981 and Rules issued by the State Pollution Control Boards;
 - b. Contract Labour (Regulation and Abolition) Act, 1970;
 - c. Employees Provident Fund and Miscellaneous Provisions Act, 1952;
 - d. Employee's State Insurance Act, 1948;
 - e. Environment Protection Act, 1986;
 - f. Equal Remuneration Act, 1976;
 - g. Factories Act, 1948;
 - h. Industrial Dispute Act, 1947;
 - i. Maternity Benefits Act, 1961;
 - j. Minimum Wages Act, 1948;
 - k. Payment of Bonus Act, 1965;
 - l. Payment of Gratuity Act, 1972;
 - m. Payment of Wages Act, 1936;
 - n. Water (Prevention and Control of Pollution) Act, 1974 and rules issued by the State Pollution Control Boards.

Having regard to the compliance system prevailing in the Company, I further report that on the examination of the relevant documents and records in pursuance thereof, on test-check basis, the Company has complied with the same.

I have also examined compliance with the applicable clauses of the Secretarial Standards issued by the Institute of Companies Secretaries of India.

During the period under review the Company has complied with the provisions of the Act, Rules, Regulations, Guidelines, standards etc. mentioned above.

I further report that

The Board of Directors of the Company is duly constituted with proper Balance of Executive Directors, Non-Executive Directors and Independent Directors. The changes in the composition of the Board of

Directors took place during the period under review were carried out in compliance with the provisions of the Act.

Adequate Notice is given to all directors to schedule the Board Meetings, agenda and detailed notes on agenda were sent at least 7 days in advance and a system exists for seeking and obtaining further information and clarifications on the agenda items before the meeting and for meaningful participation at the meeting.

All decisions at Board Meetings and Committee Meetings are carried out unanimously as recorded in the minutes of the meetings of the Board of Directors or Committee of the Board as the case may be.

I further report that there are adequate systems and processes in the Company commensurate with the size and operations of the Company to monitor and ensure compliance with applicable rules, laws, regulations and guidelines.

I further report that during the audit period, the following transactions have taken place:

- i. Members of the Company at the Annual General Meeting held on September 29, 2023 have approved the appointment of Mr. Kantilal N. Patel (DIN: 00019414) as an Independent Director of the Company to hold office for a term of 5 (five) consecutive years w.e.f. July 29, 2023 to July 28, 2028.

- ii. Reconstitution of Audit Committee and Nomination & Remuneration Committee with induction of Mr. Kantilal N. Patel (DIN: 00019414).
- iii. Completion of 2nd tenure of Mr. K.H. Viswanathan, Non-Executive Independent Director of the Company on July 31, 2023.
- iv. Allotment of 2,77,960 Equity Shares pursuant to exercise of ESOP options by employees under the Employee Stock Option Schemes.

Hitesh J. Gupta
Practicing Company Secretary
M No. A33684
CP No.12722
UDIN: A033684F000496071

Date: May 30, 2024
Place: Mumbai

Note: This report is to be read with my letter of even date which is annexed as 'ANNEXURE - A' and forms an integral part of this report.

ANNEXURE - A

To,
The Members,
AYM Syntex Limited
Survey No. 394(P), Plot No.1,
Village Saily, Silvassa,
U.T. of Dadra & Nagar Haveli

My report of even date is to be read along with this letter.

1. Maintenance of secretarial records is the responsibility of the management of the company. My responsibility is to express an opinion on these secretarial records based on my audit.
2. I have followed the audit practices and processes as were appropriate to obtain reasonable assurance about the correctness of the contents of the Secretarial records. The verification was done on test basis to ensure that correct facts are reflected in secretarial records. I believe that the processes and practices, I followed provide a reasonable basis for our opinion.
3. I have not verified the correctness and appropriateness of financial records and Books of Accounts of the company.

4. Where ever required, I have obtained the Management representation about the compliance of laws, rules and regulations and happening of events etc.
5. The compliance of the provisions of Corporate and other applicable laws, rules, regulations, standards is the responsibility of management. My examination was limited to the verification of procedures on test basis.
6. The Secretarial Audit report is neither an assurance as to the future viability of the company nor of the efficacy or effectiveness with which the management has conducted the affairs of the company.

Hitesh J. Gupta
Practicing Company Secretary
M No. A33684
CP No.12722
UDIN: A033684F000496071

Date: May 30, 2024
Place: Mumbai



BOARD'S REPORT

ANNEXURE E

Disclosure of Remuneration under Section 197(12) of the Companies Act, 2013 and Rule 5(1) of Companies (Appointment and Remuneration of Managerial Personnel) Rules, 2014

Sr. No	Requirement	Information	Ratio
1.	The ratio of the remuneration of Executive Director to the median remuneration of the employees of the Company for the financial year	Mr. Abhishek R. Mandawewala (Managing Director & CEO)	62.7
		Mr. Khushboo A. Mandawewala (Whole Time Director)	10.4
2.	The percentage increase in remuneration of Executive Director, Chief Financial Officer, Chief Executive Officer, Company Secretary in the financial year.	Mr. Abhishek R. Mandawewala (Managing Director & CEO)	-24.4
		Mr. Khushboo A. Mandawewala (Whole Time Director)	2.8
		Mr. Himanshu Dhaddha (Chief Financial Officer)	5.2
		Mr. Ashitosh Sheth (Company Secretary)	18.1
i.	The percentage increase in the median remuneration of employees in the financial year.	5.8	
ii.	The number of permanent employees on the rolls of the Company as on March 31, 2024.	1332	
iii.	Average percentile increase already made in the salaries of employees other than the managerial personnel in the last financial year and its comparison with the percentile increase in the managerial remuneration and justification thereof and point out if there are any exceptional circumstances for increase in the managerial remuneration.	6.5	
iv.	Affirmation that the remuneration is as per the remuneration policy of the Company	Affirmed	

- Note:
- Mr. Abhishek R. Mandawewala, Managing Director & CEO and Mrs. Khushboo Mandawewala, Whole time Director of the Company has not received any remuneration from Mandawewala Enterprises Limited, the holding Company.
 - Remuneration paid includes value of ESOPs received under the Company's ESOP Scheme, 2018 & 2021 and commission on profits paid during the year.

FOR AND ON BEHALF OF THE BOARD OF DIRECTORS

Sd/-

Rajesh R Mandawewala

Chairman

DIN: 00007179

Place: Mumbai

Date: May 30, 2024

BOARD'S REPORT

ANNEXURE F

CORPORATE GOVERNANCE REPORT FOR THE YEAR ENDED MARCH 31, 2024

1. COMPANY'S PHILOSOPHY ON CODE OF GOVERNANCE

AYM Syntex Limited believes that for a Company to succeed on a sustained basis, it must maintain global standards of corporate conduct towards its employees, shareholders, consumers and society. The primary objective is to create and adhere to a corporate culture of consciousness, transparency and openness.

2. BOARD OF DIRECTORS

a) Composition

Present strength of the Board of Directors is 6. Details of composition of the existing Board of Directors as on March 31, 2024 is given below:

Sr. No.	Name of the Director	Category	No. of Directorship in other Companies		No. of shares and convertible instruments held by Non-Executive Director	Member / Chairman in No. of Committees in Companies#	No. of Board Meetings Attended (01/04/23 to 31/03/24)	Attendance at last AGM
			Public	Private				
1.	Mr. Rajesh R. Mandawewala	P,NE,C	09 [^]	07	Nil	(1)M	4	No
2.	Mr. Abhishek R. Mandawewala	P, E	01 [^]	09	Nil	(1)C/(1)M	4	No
3.	Mr. Atul Desai	I, S, NE	06 [^]	00	30 Equity shares	(3)C/(6)M	4	Yes
4.	Mr. Mohan Tandon	I, NE	01	Nil	Nil	(1)C/(3)M	4	Yes
5.	Mr. Kantilal Patel	I, NE	04 [^]	06	Nil	(5)M	3	Yes
6.	Mrs. Khushboo Mandawewala	P, WTD, W	2 [^]	3	Nil	Nil	4	Yes

NOTES:

- Mr. K H Vishvanathan (Independent Director) resigned with effect from 31st July 2023 has confirmed that there were no other material reasons other than those provided in the resignation letter submitted to the Company.
- Appointment of Mr. Kantilal Patel (Independent Director) (DIN: 00019414) as an Additional Director (Non –Executive Independent Category) of the Company w.e.f. July 29, 2023, who had been regularized in the 40th Annual General meeting of the Company held on September 29, 2023.

[^] Includes unlisted public companies.

For the purpose of considering the limit of the committees on which a director can serve, all public limited companies, whether listed or not, are included and all other companies including private limited companies, foreign companies and companies under Section 8 of the Companies Act, 2013 are excluded.

Further for the purpose of counting membership in Board Committee of other Companies, Chairmanship/ Membership of the Audit Committee and the Stakeholders Relationship Committee alone are considered.

Abbreviations:

P = Promoter, E = Executive Director, NE = Non - Executive Director, I = Independent Director, W= Woman Director, S = Shareholders, C = Chairman, M = Member, WTD=Whole time Director.



BOARD'S REPORT

- b) The names of the listed entities where the director is Director and category of directorship and matrix of the skills/expertise/competence identified by the board of directors as required in the context of its business(es) and sector(s) for it to function effectively and those actually available with the board and directors who have such skills / expertise / competence. Details of current members of the Board is given below:

Sr. No.	Name of the Director	Skill / expertise / competence	Name of Listed Entry	Category
1.	Mr. Rajesh R Mandawewala	Leading figure in textiles and Steel, believes in driving innovation through Continuous research and product developments, Strategy and Business Management	Welspun Living Limited (Formerly known as Welspun India Limited)	Executive Vice Chairman
			AYM Syntex Limited	Director and Non Executive Chairman
			Welspun Corp Limited	Director
			Welspun Enterprises Limited	Director
2.	Mr. Abhishek R Mandawewala	Strategy and Business management, Excellent managerial skill, leadership quality	AYM Syntex Limited	Managing Director & CEO
3.	Mr. Atul Desai	Litigation & Arbitration	AYM Syntex Limited	Independent Director
			Welspun Specialty Solutions Limited	Independent Director
			Welspun Investments and Commercials Limited	Independent Director
			TCFC Finance Limited	Independent Director
			JSW Holdings Limited	Independent Director
4.	Mr. Mohan Tandon	Professional with experience in Organization Restructuring and designing Productivity oriented Incentive Schemes	AYM Syntex Limited	Independent Director
			Welspun Enterprises Limited	Independent Director
5.	Mr. Kantilal Patel*	Professional who is a Commerce Graduate from Mumbai University and a Fellow Member of the Institute of Chartered Accountants of India with significant contribution in the areas of Financial Management, Management Information Systems, Corporate Taxation, Corporate Finance, Investment, Mergers/ Acquisitions/ Restructuring/ Reorganisation, and Fund Management, etc.	AYM Syntex Limited	Independent Director
			JSW Holdings Limited	Non-executive Director
			JSW Infrastructure Limited	Non-executive Director
6.	Mrs. Khushboo Mandawewala	Software engineer, strategic, Business development skill and excellent leadership quality	AYM Syntex Limited	Whole time Director

NOTE

* Mr. Kantilal Patel (Independent Director) was appointed w.e.f 29th July, 2023.

- c) In the table below, the specific areas of focus or expertise of individual Board members have been highlighted:

Name of the Director	Business Development	Leadership Skill	Information Technology	General & Commercial Laws	Finance, Taxation and Insurance	Corporate Governance
Mr. Rajesh R Mandawewala	✓	✓	✓	✓	✓	✓
Mr. Abhishek Mandawewala	✓	✓	✓	-	✓	-
Mr. Atul Desai	-	-	-	✓	✓	✓
Mr. Mohan Tandon	-	-	-	✓	✓	✓
Mr. Kantilal Patel	-	-	-	✓	✓	✓
Mrs. Khushboo Mandawewala	✓	✓	✓	-	-	-

Note: These skills/competencies are broad-based, encompassing several areas of expertise/experience. Each Director may possess varied combinations of skills/experience within the described set of parameters, and it is not necessary that all Directors possess all skills/experience listed therein.

BOARD'S REPORT

d) Details of Date of Board Meetings:

Four meetings of the Board of Directors were held during the financial year 2023-24 on following dates:

May 05, 2023	August 10, 2023
November 07, 2023	February 05, 2024

e) Disclosure of relationship between Directors inter se:

- i. Mr. Rajesh Mandawewala, Chairman of the company is father of Mr. Abhishek Mandawewala, Managing Director & CEO and father-in-Law of Mrs. Khushboo A Mandawewala, Whole Time Director of the Company.
 - ii. Mr. Abhishek Rajesh Mandawewala, Managing Director and CEO is son of Mr. Rajesh R. Mandawewala, Director and spouse of Mrs. Khushboo A Mandawewala, Whole time Director of the Company.
 - iii. Mrs. Khushboo Abhishek Mandawewala, Whole time Director of the Company, is wife of Mr. Abhishek Rajesh Mandawewala, Managing Director & CEO, and daughter-in-law of Mr. Rajesh Mandawewala, the Chairman of the Company.
- f) The details of familiarization program (for Independent Directors) are disclosed on the Company's website and a web link thereto is <https://www.aymsyntex.com/investors/corporate-governance/policies-code-compliances>
- g) It is confirmed that in the opinion of the board, the independent directors fulfill the conditions specified in these regulations and are independent of the management.

3. AUDIT COMMITTEE

The Audit Committee consists of the following 3 Independent Non-Executive Directors (All financially literate) as on 31 March 2024.

- | | | | |
|----|--------------------|---|----------|
| a. | Mr. Atul Desai | - | Chairman |
| b. | Mr. Kantilal Patel | - | Member |
| c. | Mr. Mohan Tandon | - | Member |

Mr. Ashitosh Sheth, Secretary of the Company also acts as a Secretary to the Committee.

Terms of Reference:

The terms of reference stipulated by the Board of Directors to the Audit Committee are as contained under Regulation 18 of SEBI (LODR) Regulations, 2015 and section 177 of the Companies Act, 2013.

Four meetings of Audit Committee of Board of Directors were held during the financial year 2023-24 on following dates:

May 05, 2023	August 10, 2023
November 07, 2023	February 05, 2024

The details of attendance of members of Audit Committee are as follows:

Sr. No.	Name of the Member	Designation	Number of meetings attended
1.	Mr. Atul Desai	Chairman	4
2.	Mr. Kantilal Patel*	Member	3#
3.	Mr. Mohan Tandon	Member	4
4.	Mr. K H Vishwanathan**	Member	1

NOTE

* Mr. Kantilal Patel (Independent Director) was appointed w.e.f. 29th July, 2023.

** Mr. K H Vishwanathan (Independent Director) has resigned w.e.f. 31st July, 2023

No. of committee meetings indicated is with reference to the date of joining of the Director.

4. NOMINATION AND REMUNERATION COMMITTEE

- a. The terms of reference stipulated by the Board of Directors to the Nomination and Remuneration Committee are as contained under regulation 19 of SEBI (LODR) Regulations, 2015 and section 178 of the Companies Act, 2013.
- b. Nomination and Remuneration Committee of the Board of Directors of the Company consists of the following members as on 31st March 2024:

1.	Mr. Atul Desai	-	Chairman
2.	Mr. M. K. Tandon	-	Member
3.	Mr. Kantilal Patel	-	Member

- c. Four meetings of Nomination and Remuneration Committee of Board of Directors were held during the year under review on following dates:

May 5, 2023
July 29, 2023
September 30, 2023
February 29, 2024

The details of attendance of members of the committee are as follows:

Sr.No.	Name of Member	Designation	Number of meetings attended
1.	Mr. Atul Desai	Chairman	4
2.	Mr. Kantilal Patel*	Member	2#
3.	Mr. M. K. Tandon	Member	4
4.	Mr. K H Vishwanathan**	Member	2



BOARD'S REPORT

NOTE

* Mr. Kantilal Patel (Independent Director) was appointed w.e.f. 29th July, 2023.

** Mr. K H Vishwanathan (Independent Director) has resigned w.e.f. 31st July, 2023

No. of committee meetings indicated is with reference to the date of joining of the Director.

d. Performance Evaluation Criteria

- The evaluation of individual directors would have two parts, viz. (a) quantitative data in the form of number of meetings of the board and committees attended as against the total number of such meetings held and (b) qualitative data coming out of the process of filling in a questionnaire by the directors, which would be subjective, by its very nature.
- In order to induce the respondents to give their frank views, the instruments would be so designed that only ticks would be required, with no provision for description and the directors would not be required to identify themselves below the filled in questionnaire.
- The result of the evaluation would be discussed threadbare by the Board and remedial actions taken.
- In case of individual directors' performance falling below a threshold, there would be a provision for individual counselling by the Chairman of the Company.

5. REMUNERATION TO DIRECTORS

a. There are no pecuniary relationships or transactions with the Non-Executive Directors vis-a-vis the Company.

b. Criteria of making payments to Non-Executive Directors:

The Company pays sitting fees to Non-Executive Independent Directors for attending meetings of the Board of Directors, Audit Committee, Nomination and Remuneration Committee, Finance Committee, Stakeholder Relationship Committee, Corporate Social Responsibility Committee, Independent Directors, and fee for attending General Meetings etc.

During the year under review, the Non-Executive Directors had no pecuniary relationship or transactions with the Company, other than sitting fees, commission and reimbursement of expenses incurred by them for the purpose of attending meetings of the Company.

Details of the remuneration paid to Non-Executive Directors during the year are as under:

(Rs. in Lakhs)

Name of Directors	Sitting Fees
Mr. Atul Desai	5.72
Mr. Kantilal Patel *	3.57

Mr. Mohan Tandon	4.76
Mr. K H Vishwanathan**	1.19
Total	15.24

NOTE

* Mr. Kantilal Patel (Independent Director) was appointed w.e.f. 29th July, 2023.

** Mr. K H Vishwanathan (Independent Director) has resigned w.e.f. 31st July, 2023

c. To recommend payment of Remuneration to Executive Director / Managing Director and CEO/Whole time Director:

The details of Remuneration paid/payable to Managing Director & CEO and Whole time Director during the year are mentioned below:

(Rs. p.a.)

	Mr. Abhishek R. Mandawewala (Managing Director & CEO)	Mrs. Khushboo Mandawewala (Whole time Director)
Salaries and allowances	1,83,38,139	32,95,356
Gratuity	4,71,861	64,644
Leave encashment	0	0
Contribution to Provident Fund	11,77,200	1,61,280
Commission	10,74,312	0
TOTAL	2,10,61,512	35,21,280
Service contracts	From August 1, 2021, to July 31, 2024	From July 29, 2022 to July 28, 2027
Notice period	3 months	3 months
Severance fees	Nil	Nil
Stock option	Nil	Nil

Note: 1. The Remuneration is within the limit as approved by the Shareholder of the Company vide special resolution passed on March 17, 2023.

2. The Remuneration does not include commission accrued during year 2023-24 and payable in 2024-25.

d. Meeting of Independent Directors

The Independent Directors of the Company shall hold at least one meeting in a year without the attendance of non-independent directors and members of management. The meeting of Independent Directors was held on March 12 2024, and the following points were discussed:

- reviewed the performance of non-independent directors, individual directors, committees of Board and the Board as a whole;

BOARD'S REPORT

- reviewed the performance of the Chairperson of the Company, taking into account the views of Executive Directors and Non-Executive Directors;
- assessed the quality, quantity and timeliness of flow of information between the Company, management and the Board that is necessary for the Board to effectively and reasonably perform their duties.

6. STAKEHOLDERS RELATIONSHIP COMMITTEE

- Name of Non-Executive Director heading the Committee - Mr. Atul Desai
- Name and designation of Compliance Officer - Mr. Ashitosh Sheth – Company Secretary
- Number of shareholders complaints received during the year - Nil
- Number not solved to the satisfaction of shareholders - Nil
- Number of complaints pending as on March 31, 2024 - Nil

Details of Stakeholders Relationship Committee Meeting:

One meeting was held during the year i.e., March 12, 2024.

Sr. No.	Name of the Member	Designation	Number of meetings attended
1.	Mr. Atul Desai	Chairman	1
2.	Mr. R. R. Mandawewala	Member	1
3.	Mr. Abhishek R. Mandawewala	Member	1

7. CORPORATE SOCIAL RESPONSIBILITY COMMITTEE (CSR)

In compliance with the provisions of Section 135 of the Companies Act, 2013, the Company constituted a Corporate Social Responsibility Committee comprising of three Directors. One meeting was held during the year i.e., May 5, 2023.

a) Composition of Corporate Social Responsibility Committee:

The Committee comprises of:

1.	Mr. Atul Desai	-	Chairman
2.	Mr. Rajesh Mandawewala	-	Member
3.	Mr. Abhishek Mandawewala	-	Member
4.	Mrs. Khushboo Mandawewala	-	Member

The Company Secretary acts as the Secretary to the Committee.

b) Terms of reference of the Committee, inter alia include the following:

To formulate and recommend to the Board, a Corporate Social Responsibility (CSR) Policy indicating activities to be undertaken by the Company in compliance with the provisions of the Act and rules made thereunder.

Our social vision has been enshrined in following 4S which have become the Guiding Principles of our CSR initiatives – Swasthya, Swabhiman, Sudhar and Srishti.

c) Meetings and Attendance:

During the year under review, the Corporate Social Responsibility Committee met once on May 5, 2023

Sr. No.	Name of the Member	Designation	Number of meetings attended
1.	Mr. Atul Desai	Chairman	1
2.	Mr. R. R. Mandawewala	Member	1
3.	Mr. Abhishek R. Mandawewala	Member	1
4.	Mrs. Khushboo Mandawewala	Member	1

8. GENERAL BODY MEETING

- Details of the last three Annual General Meetings held are given as under:

Financial Year	Date	Time	Location
2020-21	29/09/2021	12.30 P.M.	Through Video Conferencing Deemed to be Survey No. 374/1/1, Village Saily, Silvassa, (U. T. of Dadra & Nagar Haveli)
2021-22	28/09/2022	12.00 NOON	Through Video Conferencing Deemed to be Survey No. 374/1/1, Village Saily, Silvassa, (U. T. of Dadra & Nagar Haveli)
2022-23	29/09/2023	12.00 NOON	Through Video Conferencing Deemed to be Survey No. 374/1/1, Village Saily, Silvassa, (U. T. of Dadra & Nagar Haveli)

- Special Resolutions passed in the last three Annual General Meetings are as under:

Financial Year	Date	Items
2020-21	29/09/2021	Re-appointment of Mr. Abhishek Mandawewala as Managing Director & Chief Executive Officer for a period of 3 years and Fixing of his Remuneration.
2021-22	28/09/2022	Nil
2021-22	17/03/2023 (postal ballot)	(i) Approval of remuneration payable to Mr. Abhishek Rajesh Mandawewala, Managing



BOARD'S REPORT

Director & CEO(ii)Approval of remuneration payable to Mrs. Khushboo Mandawewala, Whole Time Director

2022-23 29/09/2023 (i) Appointment of Mr. Kantilal N. Patel (DIN: 00019414) as an Independent Director of the Company

9. MEANS OF COMMUNICATION

- The quarterly Un-audited Financial Results and Yearly Audited Financial Results of the Company are sent to the BSE Limited and National Stock Exchange of India Limited immediately after they are approved by the Board of Directors in their Board meetings.
- The quarterly Un-audited Financial Results and Yearly Audited Financial Results of the Company has been advertised in Newspapers, details of which are as mentioned herein below:

Quarter/ Year end	Date of publication	Name of Newspaper
31.03.2023	Saturday, May 6, 2023	The Financial Express (E), Ahmedabad edition
	Saturday, May 6, 2023	The Financial Express (G), Ahmedabad edition
30.06.2023	Friday, August 11, 2023	The Financial Express (E), Ahmedabad edition
	Friday, August 11, 2023	The Financial Express (G), Ahmedabad edition
30.09.2023	Thursday, November 9, 2023	The Financial Express (E), Ahmedabad edition
	Thursday, November 9, 2023	The Financial Express (G), Ahmedabad edition
31.12.2023	Wednesday, February 7, 2024	The Financial Express (E), Ahmedabad edition
	Wednesday, February 7, 2024	The Financial Express (G), Ahmedabad edition

- Website: <https://www.aymsyntex.com/investors/financial-report/investors-financial-relation>
- Whether it also displays official news releases: No official news has been released during the year.
- Presentation made to institutional investors or to the analysts: None

10. GENERAL SHAREHOLDERS INFORMATION

- 41st Annual General Meeting Date and Time :Wednesday, September 25, 2024 at 12.00 Noon (IST)
- Venue :Plot no. 1, Survey No. 374/1/, Village saily, Silvassa, U. T. of Dadra & Nagar Haveli - 396230

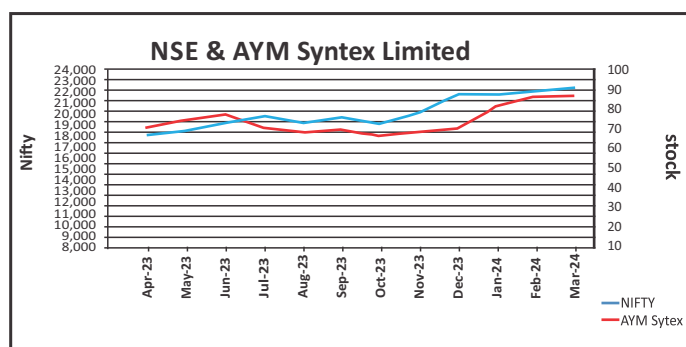
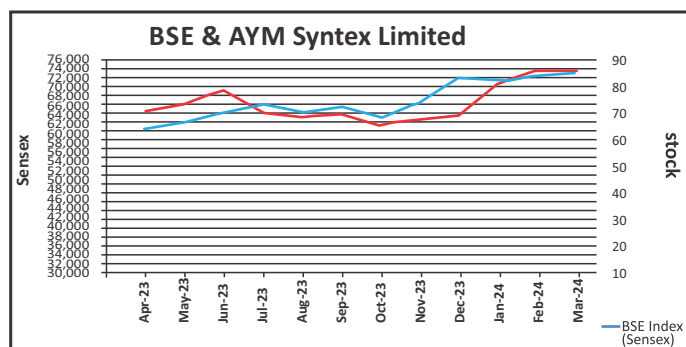
- Financial year : April 2023 to March 2024
- Dividend payment date : No Dividend recommended/declared during the year
- Listing on Stock Exchanges :
 - National Stock Exchange of India Limited (NSE), Plot no. C/1, G Block, Bandra-Kurla Complex, Bandra Kurla Complex Rd, Bandra East, Mumbai 400051.
 - Bombay Stock Exchange Limited (BSE), P. J. Tower, Dalal Street, Fort, Mumbai 400001.
 - Listing fees has been paid to BSE and NSE on April 18, 2024.
- Stock Code : Stock code No. is 508933 (BSE) and Symbol is AYMSYNTAX (NSE).
- Market Price Data- High-Low Quotations on Bombay Stock Exchange Limited (BSE) and National Stock Exchange of India Limited (NSE), Mumbai during each month for the year 01 April 2023 to 31 March 2024:

Month	AYM Syntex Stock monthly high and low on Bombay Stock Exchange (Rs.)		Sensex		AYM Syntex Stock monthly high and low on National Stock Exchange (Rs.)		Nifty	
	High	Low	High	Low	High	Low	High	Low
April - 2023	73.05	60.55	61209.46	58793.08	73.75	60.35	18,089.15	17,312.75
May - 2023	84.90	65.80	63036.12	61002.17	81	66.80	18,662.45	18,042.40
June - 2023	81.81	70.90	64768.58	62359.14	82.55	70.80	19,201.70	18,464.55
July - 2023	80.67	69.05	67619.17	64836.16	80.70	68.45	19,991.85	19,234.40
August - 2023	73.07	63.96	66658.12	64723.63	72.50	63.15	19,795.60	19,223.65
September - 2023	73.45	64.00	67927.23	64818.37	73.25	65.10	20,222.45	19,255.70
October - 2023	74.35	64.15	66592.16	63092.98	73.95	64.45	19,849.75	18,837.85
November - 2023	78	64.95	67069.89	63550.46	72.40	65.05	20,158.70	18,973.70
December - 2023	74.97	66.95	72484.34	67149.07	75.00	67.95	21,801.45	20,183.70
January - 2024	92	68.90	73427.59	70001.6	92.35	69.05	22,124.15	21,137.20
February - 2024	93.05	74.60	73413.93	70809.84	93.00	74.55	22,297.50	21,530.20
March - 2024	100.95	73.91	74245.17	71674.42	101	74	22,526.60	21,710.20

- Performance in comparison to broad-based indices i.e., BSE - Sensex and NSE - Nifty through Graph is as under:

Month	BSE (Sensex)	AYM Syntex Limited stock month end closing price on BSE (in Rs.)	NSE (Nifty)	AYM Syntex Limited stock month end closing price on NSE (in Rs.)
April - 2023	61112.44	70.99	18065.00	70.65
May - 2023	62622.24	74.05	18534.00	74.65
June - 2023	64718.56	78.95	19189.05	77.10
July - 2023	66527.67	70.68	19753.80	70.25
August - 2023	64831.41	69.13	19253.80	68.95
September - 2023	65828.41	69.83	19,638.30	69.45
October - 2023	63874.93	66.03	19,079.60	66.35
November - 2023	66988.44	68.09	20,133.15	68.20
December - 2023	72240.26	69.88	21,731.40	70.20
January - 2024	71752.11	81.36	21,725.70	81.35
February - 2024	72500.3	85.99	21982.80	86.20
March - 2024	73651.35	86.01	22326.90	86.80

BOARD'S REPORT



h. Securities are not suspended from trading.

i. Registrar and Share Transfer Agent:

Link Intime India Private Limited

Address : C-101,247 Park, LBS Marg, Vikhroli (West), Mumbai - 400083

Tel. No. : 022 - 49186270

Fax No. : 022 - 49186060,

E-mail : rnt_helpdesk@linkintime.co.in

Website : www.linkintime.co.in

j. Share Transfer System

The Shares of the Company are fully dematerialized under the category of compulsory delivery in dematerialized mode by all categories of investors. Shares sent for transfer in physical form are registered by the Company's Registrar and Share Transfer Agents within 15 days from the date of receipt of documents, if the same are found in order. Shares under objection are returned within three days.

k. Distribution of Shareholding

The distribution of shareholding as on 31 March 2024 is as follows:

Shareholding of nominal value In Rs. (1)	Share holders Number (2)	% of Total (3)	Amount In Rs. (4)	% of Total (5)
Upto 5,000	11151	97.9447	32047730	6.33
5,001 - 10,000	106	0.931	7935890	1.57
10,001 - 20,000	56	0.4919	8173420	1.61
20,001 - 30,000	20	0.1757	5187170	1.02
30,001 - 40,000	10	0.0878	3460970	0.68
40,001 - 50,000	7	0.0615	3222420	0.64
50,001 - 1,00,000	19	0.1669	13246650	2.62
1,00,001 and above	16	0.1405	433038390	85.53
TOTAL	11385	100	506312640	100

l. Dematerialization of shares and liquidity

The Shares of the Company are fully dematerialized under the category of compulsory delivery in dematerialized mode by all categories of investors.

The dematerialized shares are directly transferred to the beneficiaries by the depositories.

The Company has signed agreements with both the depositories i.e., National Securities Depository Limited and Central Depository Services (India) Limited. As on 31 March 2024, 99.95 % of the shares of the Company are dematerialized.

Bifurcation of shares are mentioned below:

Category	As on 31 March 2024	% of shareholding
No. of Shares held by NSDL	4,30,17,055	84.96
No. of Shares held by CDSL	75,90,844	14.99
Physical	23,365	0.05
Total	5,06,31,264	100.00

- m. The Company has not issued any GDRs/ ADRs.
- n. Commodity price risk or foreign exchange risk and hedging activities: Refer to Management Discussion & Analysis' Section of this Report.
- o. Disclosures in relation to the Sexual Harassment of Women at Workplace (Prevention, Prohibition and Redressal) Act, 2013:
 1. number of complaints filed during the financial year : Nil
 2. number of complaints disposed of during the financial year : Nil
 3. number of complaints pending as on end of the financial year. Nil
- p. Location of plant

Rakholi Plant and Registered Office	:	Plot no. 1, Survey No. 394(P), Village Saily, Silvassa 396230, U. T. of Dadra & Nagar Haveli
Palghar Plant	:	Plot no. I, 40 to 45, 116 to 118, Dewan Industrial Estate, Mahim Village, Palghar (W) - 401404, District - Palghar, Maharashtra
Naroli Plant	:	Survey Number 174/2 situated at Village Naroli of the Union Territory of Dadra & Nagar Haveli
Address for Correspondence	:	9 th Floor, Trade world, "B" Wing, Kamala Mills Compound, Senapati Bapat Marg, Lower Parel, Mumbai - 400 013 (Maharashtra)
Telephone No	:	022 - 61637000/7001
Fax No	:	022 - 24937725
E-mail id	:	investorrelations@aymgroup.com
Website	:	www.aymsyntex.com
Compliance Officer and Secretary	:	Mr. Ashitosh Sheth



BOARD'S REPORT

11. OTHER DISCLOSURES

a. Related party transactions:

During the year there is no materially significant related party transactions i.e. transactions of the Company of material nature, with its promoters, the directors or the management, their subsidiaries or relatives etc. that may have potential conflict with the interests of the Company at large. The Company's policy on dealing with Related Party Transactions as required under Regulation 23 of the SEBI Regulations, 2015 is hosted on the Company's website and a web link thereto is as under:

<https://www.aymsyntex.com/investors/corporate-governance/policies-code-compliances>

b. No penalties, strictures were imposed on the Company by Stock Exchange or SEBI or any statutory authority, on any matter related to capital markets, during the last three years.

c. Whistle Blower Policy and Vigil Mechanism

The Company has a Whistle Blower Policy and Vigil Mechanism for its directors and employees and no personnel have been denied access to the Audit Committee. A copy of policy is displayed on the website of the Company at

<https://www.aymsyntex.com/investors/corporate-governance/policies-code-compliances>

d. Credit Rating

India Rating August 5, 2022

Instrument type	Size of issue (Rs. In crores)	Rating/Outlook	Rating action
Term Loan	181.26 (increased from INR 163.59)	IND A/Stable	
Fund Based Working Capital Limits	79.0	IND A/Stable	Affirmed
Non-Fund Based Working Capital Limits	251.0	IND A1	
Proposed Working capital Limits*	55.0	IND A/Stable/ IND A1	Assigned
Total Bank Facilities	566.26 (₹ Five Hundred Sixty-Six Crore and Twenty-Six Lakhs Only)		

*Proposed fund-based limit is INR 25 Crores; proposed non-fund-based limit is INR 30 Crores

CARE December 26, 2023

Instrument type	(Rs. In crores)	Rating/Outlook	Rating action
Long Term Bank Facilities	234.41 (Enhanced from 181.26)	CARE A : Stable (Single A : Outlook Stable)	Re-affirmed
Short Term Bank Facilities	385.00	CARE A1 (A One)	Re-affirmed
Total Bank Facilities	619.41 (Six Hundred Nineteen Crore and Forty One Lakhs only)		

e. A certificate from a company secretary in practice that none of the directors on the board of the company have been debarred or disqualified from being appointed or continuing as directors of companies by the Board/Ministry of Corporate Affairs or any such statutory authority.

f. Total fees paid to Statutory Auditors of the Company

The total amount of fees paid to the Statutory Auditors of the Company during the financial year 2023-24 is stated in Notes to financial statements, which forms part of this Annual Report.

g. Disclosures in relation to the Sexual Harassment of Women at Workplace (Prevention, Prohibition and Redressal) Act, 2013 forms part of Board's Report.

h. Details of Compliance of the mandatory and non-mandatory clauses of SEBI (Listing Obligations and Disclosure Requirements) Regulations, 2015

1. The Company has complied with mandatory requirements as mentioned under Regulations 17 to 27 of SEBI (LODR) Regulations, 2015 and has adopted the following discretionary requirements on Corporate Governance as recommended hereunder:

- The Company has separate individuals occupying the position of Chairman and that of Managing Director and CEO;
- The Internal Auditor reports directly to the Audit Committee.

2. Web link where policy for determining material subsidiaries is disclosed:

<https://www.aymsyntex.com/policies-code-compliances/policies/policies-812099151-policy-on-material-subsidaries.pdf>

3. Web link where policy on dealing with related party transactions:

<https://www.aymsyntex.com/investors/corporate-governance/policies-code-compliances>

i. Code of conduct

The Company has established a Code of Conduct for its Board members and its Senior Management Personnel. The Code of Conduct for the Board members and Senior Management Personnel is available on the Company's website at:

<https://www.aymsyntex.com/investors/corporate-governance/policies-code-compliances>

All the Board members and Senior Management Personnel have complied with the Code of Conduct.

- J. Compliance certificate from auditors regarding compliance of conditions of corporate governance shall be annexed with the directors' report.
- k. There are no loans and advances in the nature of loans to firms/companies in which directors are interested.
- l. Disclosure of Shares held in suspense account under Clause F of Schedule V to the SEBI (Listing Obligations and Disclosure Requirements) Regulations, 2015:

Particulars	No of Holders	No of Shares
Aggregate number of shareholders and the outstanding shares in the suspense account lying at the beginning of the year	132	6736
Number of shareholders who approached issuer for transfer of shares from suspense account during the year	Nil	Nil
Number of shareholders to whom shares were transferred from suspense account during the year	Nil	Nil
Aggregate number of shareholders and the outstanding shares in the suspense account lying at the end of the year	132	6736

The voting rights on these shares shall remain frozen until the shares have been claimed by and transferred to the rightful owner.

On behalf of Board of Directors

Sd/-

Place: Mumbai
Date: May 30, 2024

Rajesh Mandawewala
Chairman

FINANCIAL STATEMENTS



- Standalone
- Consolidated Financials
- Corporate Information

INDEPENDENT AUDITOR'S REPORT

Independent Auditor's Report

To the Members of AYM Syntex Limited

Report on the Audit of the Standalone Financial Statements

Opinion

1. We have audited the accompanying standalone financial statements of AYM Syntex Limited ("the Company"), which comprise the Standalone Balance Sheet as at March 31, 2024, and the Standalone Statement of Profit and Loss (including Other Comprehensive Income), the Standalone Statement of Changes in Equity and the Standalone Statement of Cash Flows for the year then ended, and notes to the standalone financial statements, including material accounting policy information and other explanatory information.
2. In our opinion and to the best of our information and according to the explanations given to us, the aforesaid standalone financial statements give the information required by the Companies Act, 2013 ("the Act") in the manner so required and give a true and fair view in conformity with the accounting principles generally accepted in India, of the state of affairs of the Company as at March 31, 2024, and total comprehensive income (comprising of profit and other comprehensive loss), changes in equity and its cash flows for the year then ended.

Basis for Opinion

3. We conducted our audit in accordance with the Standards on Auditing (SAs) specified under Section 143(10) of the Act. Our responsibilities under those Standards are further described in the "Auditor's Responsibilities for the Audit of the Standalone Financial Statements" section of our report. We are independent of the Company in accordance with the Code of Ethics issued by the Institute of Chartered Accountants of India together with the ethical requirements that are relevant to our audit of the standalone financial statements under the provisions of the Act and the Rules thereunder, and we have fulfilled our other ethical responsibilities in accordance with these requirements and the Code of Ethics. We believe that the audit evidence we have obtained is sufficient and appropriate to provide a basis for our opinion.

Key audit matters

4. Key audit matters are those matters that, in our professional judgement, were of most significance in our audit of the standalone financial statements of the current period. These matters were addressed in the context of our audit of the standalone financial statements as a whole and in forming our opinion thereon, and we do not provide a separate opinion on these matters.

Key audit matter

Assessment of realisability of Minimum Alternate Tax ('MAT') credit entitlement

(Refer note 9 of the standalone financial statements)

The balance of Minimum Alternate Tax ('MAT') credit entitlement classified under Deferred Tax Assets (net) in the standalone balance sheet as on March 31, 2024, is Rs. 5848.14 lakhs.

Entitlement of MAT credit is recognised to the extent there is convincing evidence that the Company will be able to utilise the said credit against normal tax payable based on the Company's projected taxable profits in the forthcoming years.

We considered the realisability of MAT credit entitlement to be a key audit matter as the amount is material to the standalone financial statements and there is significant management judgement involved while applying various assumptions in preparation of forecasts which mainly include future business growth rates and taxable profits.

How our audit addressed the key audit matter

To evaluate the realizability of MAT Credit entitlement, our procedures included the following:

- Understood and evaluated the design and testing the operating effectiveness of the Company's controls over preparation of forecasts.
- Assessed the historical accuracy of the Company's Board approved forecasts by comparing the forecast approved in the previous year with the actual performance in the current year.
- Tested the mathematical accuracy of the underlying calculations and comparing the forecasts with the budgets approved by the Board of Directors.
- Assessed the reasonableness of assumptions used in the preparation of forecasts with external and internal factors including business and industry growth rates, and Company's past performance.
- Applied sensitivity to the forecasts to assess whether the MAT credit carried as an asset would be utilized within the permitted remaining period.

Based on the above procedures, we did not note any material exception to the Company's judgement in preparation of forecasts of future taxable profits for the assessment of realizability of the MAT credit entitlement.



INDEPENDENT AUDITOR'S REPORT

Other Information

5. The Company's Board of Directors is responsible for the other information. The other information comprises the information included in the annual report but does not include the standalone financial statements and our auditor's report thereon. The annual report is expected to be made available to us after the date of this auditor's report.

Our opinion on the standalone financial statements does not cover the other information and we will not express any form of assurance conclusion thereon.

In connection with our audit of the standalone financial statements, our responsibility is to read the other information identified above when it becomes available and, in doing so, consider whether the other information is materially inconsistent with the standalone financial statements or our knowledge obtained in the audit, or otherwise appears to be materially misstated.

When we read the annual report, if we conclude that there is a material misstatement therein, we are required to communicate the matter to those charged with governance and take appropriate action as applicable under the relevant laws and regulations.

Responsibilities of management and those charged with governance for the standalone financial statements.

6. The Company's Board of Directors is responsible for the matters stated in Section 134(5) of the Act with respect to the preparation of these standalone financial statements that give a true and fair view of the financial position, financial performance, changes in equity and cash flows of the Company in accordance with the accounting principles generally accepted in India, including the Accounting Standards specified under Section 133 of the Act. This responsibility also includes maintenance of adequate accounting records in accordance with the provisions of the Act for safeguarding of the assets of the Company and for preventing and detecting frauds and other irregularities; selection and application of appropriate accounting policies; making judgments and estimates that are reasonable and prudent; and design, implementation and maintenance of adequate internal financial controls, that were operating effectively for ensuring the accuracy and completeness of the accounting records, relevant to the preparation and presentation of the standalone financial statements that give a true and fair view and are free from material misstatement, whether due to fraud or error.
7. In preparing the standalone financial statements, management is responsible for assessing the Company's ability to continue as a going concern, disclosing, as applicable, matters related to going concern and using the going concern basis of accounting unless management either intends to liquidate the Company or to cease operations, or has no realistic alternative but to

do so. Those Board of Directors are also responsible for overseeing the Company's financial reporting process.

Auditor's responsibilities for the audit of the standalone financial statements

8. Our objectives are to obtain reasonable assurance about whether the standalone financial statements as a whole are free from material misstatement, whether due to fraud or error, and to issue an auditor's report that includes our opinion. Reasonable assurance is a high level of assurance but is not a guarantee that an audit conducted in accordance with SAs will always detect a material misstatement when it exists. Misstatements can arise from fraud or error and are considered material if, individually or in the aggregate, they could reasonably be expected to influence the economic decisions of users taken on the basis of these standalone financial statements.
9. As part of an audit in accordance with SAs, we exercise professional judgement and maintain professional scepticism throughout the audit. We also:
- Identify and assess the risks of material misstatement of the standalone financial statements, whether due to fraud or error, design and perform audit procedures responsive to those risks, and obtain audit evidence that is sufficient and appropriate to provide a basis for our opinion. The risk of not detecting a material misstatement resulting from fraud is higher than for one resulting from error, as fraud may involve collusion, forgery, intentional omissions, misrepresentations, or the override of internal control.
 - Obtain an understanding of internal control relevant to the audit in order to design audit procedures that are appropriate in the circumstances. Under Section 143(3)(i) of the Act, we are also responsible for expressing our opinion on whether the company has adequate internal financial controls with reference to standalone financial statements in place and the operating effectiveness of such controls.
 - Evaluate the appropriateness of accounting policies used and the reasonableness of accounting estimates and related disclosures made by management.
 - Conclude on the appropriateness of management's use of the going concern basis of accounting and, based on the audit evidence obtained, whether a material uncertainty exists related to events or conditions that may cast significant doubt on the Company's ability to continue as a going concern. If we conclude that a material uncertainty exists, we are required to draw attention in our auditor's report to the related disclosures in the standalone financial statements or, if such disclosures are

INDEPENDENT AUDITOR'S REPORT

inadequate, to modify our opinion. Our conclusions are based on the audit evidence obtained up to the date of our auditor's report. However, future events or conditions may cause the Company to cease to continue as a going concern.

- Evaluate the overall presentation, structure and content of the standalone financial statements, including the disclosures, and whether the standalone financial statements represent the underlying transactions and events in a manner that achieves fair presentation.
10. We communicate with those charged with governance regarding, among other matters, the planned scope and timing of the audit and significant audit findings, including any significant deficiencies in internal control that we identify during our audit.
 11. We also provide those charged with governance with a statement that we have complied with relevant ethical requirements regarding independence, and to communicate with them all relationships and other matters that may reasonably be thought to bear on our independence, and where applicable, related safeguards.
 12. From the matters communicated with those charged with governance, we determine those matters that were of most significance in the audit of the standalone financial statements of the current period and are therefore the key audit matters. We describe these matters in our auditor's report unless law or regulation precludes public disclosure about the matter or when, in extremely rare circumstances, we determine that a matter should not be communicated in our report because the adverse consequences of doing so would reasonably be expected to outweigh the public interest benefits of such communication.

Report on other legal and regulatory requirements

13. As required by the Companies (Auditor's Report) Order, 2020 ("the Order"), issued by the Central Government of India in terms of sub-section (11) of Section 143 of the Act, we give in the Annexure B a statement on the matters specified in paragraphs 3 and 4 of the Order, to the extent applicable.
 14. As required by Section 143(3) of the Act, we report that:
 - (a) We have sought and obtained all the information and explanations which to the best of our knowledge and belief were necessary for the purposes of our audit.
 - (b) In our opinion, proper books of account as required by law have been kept by the Company so far as it appears from our examination of those books, except for the matters stated in paragraph 14(h)(vi) below on reporting under Rule 11(g) of the Companies (Audit and Auditors) Rules, 2014 (as amended) ("the Rules").
 - (c) The Standalone Balance Sheet, the Standalone Statement of Profit (including other comprehensive loss), the Standalone Statement of Changes in Equity and the Standalone Statement of Cash Flows dealt with by this Report are in agreement with the books of account.
- (d) In our opinion, the aforesaid standalone financial statements comply with the Accounting Standards specified under Section 133 of the Act.
 - (e) On the basis of the written representations received from the directors as on April 1, 2024 taken on record by the Board of Directors, none of the directors is disqualified as on March 31, 2024 from being appointed as a director in terms of Section 164(2) of the Act.
 - (f) With respect to the maintenance of accounts and other matters connected therewith, reference is made to our comment in paragraph (b) above and paragraph 14(h)(vi) below on reporting under Rule 11(g) of the Rules.
 - (g) With respect to the adequacy of the internal financial controls with reference to standalone financial statements of the Company and the operating effectiveness of such controls, refer to our separate Report in "Annexure A".
 - (h) With respect to the other matters to be included in the Auditor's Report in accordance with Rule 11 of the Companies (Audit and Auditors) Rules, 2014, in our opinion and to the best of our information and according to the explanations given to us:
 - i. The Company has disclosed the impact of pending litigations on its financial position in its standalone financial statements – Refer Note 40 to the standalone financial statements.
 - ii. The Company was not required to recognise a provision as at March 31, 2024 under the applicable law or accounting standards, as it does not have any material foreseeable losses on long term contract. The Company did not have any derivative contracts as at March 31, 2024.
 - iii. There were no amounts which were required to be transferred to the Investor Education and Protection Fund by the Company during the year ended March 31, 2024.
 - iv. (a) The management has represented that, to the best of its knowledge and belief, as disclosed in the Note 50(a)(v) to the standalone financial statements, no funds have been advanced or loaned or invested (either from borrowed funds or share premium or any other sources or kind of funds) by the Company to or in any other person(s) or entity(ies), including foreign entities



INDEPENDENT AUDITOR'S REPORT

("Intermediaries"), with the understanding, whether recorded in writing or otherwise, that the Intermediary shall, whether, directly or indirectly, lend or invest in other persons or entities identified in any manner whatsoever by or on behalf of the Company ("Ultimate Beneficiaries") or provide any guarantee, security or the like on behalf of the Ultimate Beneficiaries;

- (b) The management has represented that, to the best of its knowledge and belief, as disclosed in the Note 50(a)(v) to the standalone financial statements, no funds have been received by the Company from any person(s) or entity(ies), including foreign entities ("Funding Parties"), with the understanding, whether recorded in writing or otherwise, that the Company shall, whether, directly or indirectly, lend or invest in other persons or entities identified in any manner whatsoever by or on behalf of the Funding Party ("Ultimate Beneficiaries") or provide any guarantee, security or the like on behalf of the Ultimate Beneficiaries; and
- (c) Based on such audit procedures that we considered reasonable and appropriate in the circumstances, nothing has come to our notice that has caused us to believe that the representations under sub-clause (a) and (b) contain any material misstatement.
- v. The Company has not declared or paid any dividend during the year.
- vi. Based on our examination, which included

test checks, the Company uses a accounting software for maintaining its books of account other than Payroll which has a feature of recording audit trail (edit log) facility and that has operated throughout the year for all transactions, except that the audit trail is not maintained for changes made by certain users with specific access and for direct data base changes (at database levels). Further, during the course of performing our procedures, we did not notice any instance of the audit trail feature being tampered with in the accounting software. With respect to accounting software used for payroll records, the service organisation auditor's report is not available for our examination and accordingly the question of whether the audit trail operated throughout the year for all transactions or whether there was any instance of the audit trail feature been tampered with does not arise.

- 15. The Company has paid/provided for managerial remuneration in accordance with the requisite approvals mandated by the provisions of Section 197 read with Schedule V to the Act.

For Price Waterhouse Chartered Accountants LLP
Firm Registration Number: 012754N/N500016

sd/-

Pankaj Khandelia

Partner

Membership Number: 102022

UDIN: 24102022BKFNZE7470

Place: Mumbai

Date: May 30, 2024

INDEPENDENT AUDITOR'S REPORT

ANNEXURE A

TO INDEPENDENT AUDITORS' REPORT

Referred to in paragraph 14(g) of the Independent Auditors' Report of even date to the members of AYM Syntex Limited on the standalone financial statements as of and for the year ended March 31, 2024

Report on the Internal Financial Controls with reference to Financial Statements under clause (i) of sub-section 3 of Section 143 of the Act

1. We have audited the internal financial controls with reference to financial statements of AYM Syntex Limited ("the Company") as of March 31, 2024 in conjunction with our audit of the standalone financial statements of the Company for the year ended on that date.

Management's Responsibility for Internal Financial Controls

2. The Company's management is responsible for establishing and maintaining internal financial controls based on the internal control over financial reporting criteria established by the Company considering the essential components of internal control stated in the Guidance Note on Audit of Internal Financial Controls Over Financial Reporting ("the Guidance Note") issued by the Institute of Chartered Accountants of India ("ICAI"). These responsibilities include the design, implementation and maintenance of adequate internal financial controls that were operating effectively for ensuring the orderly and efficient conduct of its business, including adherence to company's policies, the safeguarding of its assets, the prevention and detection of frauds and errors, the accuracy and completeness of the accounting records, and the timely preparation of reliable financial information, as required under the Act.

Auditor's Responsibility

3. Our responsibility is to express an opinion on the Company's internal financial controls with reference to financial statements based on our audit. We conducted our audit in accordance with the Guidance Note and the Standards on Auditing deemed to be prescribed under Section 143(10) of the Act to the extent applicable to an audit of internal financial controls, both applicable to an audit of internal financial controls and both issued by the ICAI. Those Standards and the Guidance Note require that we comply with ethical requirements and plan and perform the audit to obtain reasonable assurance about whether adequate internal financial controls with reference to financial statements was established and maintained and if such controls operated effectively in all material respects.

4. Our audit involves performing procedures to obtain audit evidence about the adequacy of the internal financial controls system with reference to financial statements and their operating effectiveness. Our audit of internal financial controls with reference to financial statements included obtaining an understanding of internal financial controls with reference to financial statements, assessing the risk that a material weakness exists, and testing and evaluating the design and operating effectiveness of internal control based on the assessed risk. The procedures selected depend on the auditor's judgement, including the assessment of the risks of material misstatement of the financial statements, whether due to fraud or error.

5. We believe that the audit evidence we have obtained is sufficient and appropriate to provide a basis for our audit opinion on the Company's internal financial controls system with reference to financial statements.

Meaning of Internal Financial Controls with reference to financial statements

6. A company's internal financial controls with reference to financial statements is a process designed to provide reasonable assurance regarding the reliability of financial reporting and the preparation of financial statements for external purposes in accordance with generally accepted accounting principles. A company's internal financial controls with reference to financial statements includes those policies and procedures that (1) pertain to the maintenance of records that, in reasonable detail, accurately and fairly reflect the transactions and dispositions of the assets of the company; (2) provide reasonable assurance that transactions are recorded as necessary to permit preparation of financial statements in accordance with generally accepted accounting principles, and that receipts and expenditures of the company are being made only in accordance with authorisations of management and directors of the company; and (3) provide reasonable assurance regarding prevention or timely detection of unauthorised acquisition, use, or disposition of the company's assets that could have a material effect on the financial statements.

Inherent Limitations of Internal Financial Controls with reference to financial statements

7. Because of the inherent limitations of internal financial controls with reference to financial statements, including the possibility of collusion or improper management override of controls, material misstatements due to error or fraud may occur and not be detected. Also, projections of any evaluation of the internal financial controls with reference to financial statements to future periods are subject to the risk that the internal financial controls with reference to financial statements may become inadequate because of changes in conditions, or that the degree of compliance with the policies or procedures may deteriorate.

Opinion

8. In our opinion, the Company has, in all material respects, an adequate internal financial controls system with reference to financial statements and such internal financial controls with reference to financial statements were operating effectively as at March 31, 2024, based on the internal control over financial reporting criteria established by the Company considering the essential components of internal control stated in the Guidance Note issued by ICAI.

For Price Waterhouse Chartered Accountants LLP
Firm Registration Number: 012754N/N500016

Pankaj Khandelia

Partner

Membership Number: 102022

UDIN: 24102022BKFNZE7470

Place: Mumbai

Date: May 30, 2024



INDEPENDENT AUDITOR'S REPORT

ANNEXURE B

TO INDEPENDENT AUDITORS' REPORT

Referred to in paragraph 13 of the Independent Auditors' Report of even date to the members of AYM Syntex Limited on the standalone financial statements as of and for the year ended March 31, 2024

In terms of the information and explanations sought by us and furnished by the Company, and the books of account and records examined by us during the course of our audit, and to the best of our knowledge and belief, we report that:

- (I) (a) (A) The Company is maintaining proper records showing full particulars, including quantitative details and situation, of Property, Plant and Equipment.
- (B) The Company is maintaining proper records showing full particulars of Intangible Assets.
- (b) The Property, Plant and Equipment of the Company have been physically verified by the Management during the year and no material discrepancies have been noticed on such verification. In our opinion, the frequency of verification is reasonable.
- (c) The title deeds of all the immovable properties (other than properties where the Company is the lessee and the lease agreements are duly executed in favour of the lessee), as disclosed in Note 3(a) on Property, Plant and Equipment and note 3(b) on Right of Use Assets to the standalone financial statements, are held in the name of the Company, except for the following:

Description of property	Gross carrying value	Held in the name of	Whether promoter, director or their relative or employee	Period held - indicate range, where appropriate	Reason for not being held in the name of the Company
Residential Flats	Rs. 14.85 lakhs	Documents of title deeds are not traceable	No	Since September 30, 1998	Documents of title deeds are not traceable

- (d) The Company has chosen cost model for its Property, Plant and Equipment (including Right of Use assets) and intangible assets. Consequently, the question of our commenting on whether the revaluation is based on the valuation by a Registered Valuer, or specifying the amount of

change, if the change is 10% or more in the aggregate of the net carrying value of each class of Property, Plant and Equipment (including Right of Use assets) or intangible assets does not arise.

- (e) Based on the information and explanations furnished to us, no proceedings have been initiated on or are pending against the Company for holding benami property under the Prohibition of Benami Property Transactions Act, 1988 (as amended in 2016) (formerly the Benami Transactions (Prohibition) Act, 1988 (45 of 1988)) and Rules made thereunder, and therefore the question of our commenting on whether the Company has appropriately disclosed the details in the financial statements does not arise.

- (ii) (a) The physical verification of inventory excluding stocks with third parties has been conducted at reasonable intervals by the Management during the year and, in our opinion, the coverage and procedure of such verification by Management is appropriate. In respect of inventory lying with third parties, these have substantially been confirmed by them. The discrepancies noticed on physical verification of inventory as compared to book records were not 10% or more in aggregate for each class of inventory.

- (b) During the year, the Company has been sanctioned working capital limits in excess of Rs. 5 crores, in aggregate, from banks or financial institutions on the basis of security of current assets. The Company has filed quarterly returns or statements with such banks or financial institutions, which are in agreement with the unaudited books of account (Also, refer Note 50(a)(ii) to the standalone financial statements). Further, the return / statement for the quarter ended March 31, 2024, is yet to be submitted by the Company.

- (iii) (a) The Company has granted loans to employees (Also refer note 6 and note 15 on Loans to the standalone financial statement). The aggregate amount during the year, and balance outstanding at the balance sheet date with respect to such

INDEPENDENT AUDITOR'S REPORT

loans to parties other than subsidiary are as per the table given below:

Particulars	Guarantees	Security	Loans (in lakhs)	Advances in nature of loans
Aggregate amount Others granted/ provided during the year-	NA	NA	261.39	NA
Balance outstanding as at balance sheet date in respect of the above case- Others	NA	NA	112.76	NA

- (b) In respect of the aforesaid loans to employees, the terms and conditions under which such loans were granted are not prejudicial to the Company's interest.
- (c) In respect of the aforesaid employee loans, the schedule of repayment of principal and payment of interest has been stipulated, and the parties are repaying the principal amounts, as stipulated, and are also regular in payment of interest as applicable.
- (d) In respect of the loans to employees, there is no amount which is overdue for more than ninety days.
- (e) There were no loans which have fallen due during the year and were renewed/extended. Further, no fresh loans were granted to same parties to settle the existing overdue loans.
- (f) The loans granted during the year, had stipulated the scheduled repayment of principal and the same were not repayable on demand.
- (iv) The Company has not granted any loans or made any investments or provided any guarantees or security to the parties covered under Sections 185 and 186. Therefore, the reporting under clause 3(iv) of the Order are not applicable to the Company.
- (v) The Company has not accepted any deposits or amounts which are deemed to be deposits referred in Sections 73, 74, 75 and 76 of the Act and the Rules framed there under.
- (vi) Pursuant to the rules made by the Central Government of India, the Company is required to maintain cost records as specified under Section 148(1) of the Act in respect of its products. We have broadly reviewed the same and are of the opinion that, prima facie, the prescribed accounts and records have been made and maintained. We have

not, however, made a detailed examination of the records with a view to determine whether they are accurate or complete.

- (vii) (a) In our opinion, the Company is generally regular in depositing undisputed statutory dues in respect of Maharashtra labour welfare fund and income tax though there has been a slight delay in a few cases, and is regular in depositing undisputed statutory dues, including provident fund, employees' state insurance, sales tax, service tax, duty of customs, duty of excise, cess, goods and services tax and other material statutory dues, as applicable, with the appropriate authorities. Also, refer note 40 to the standalone financial statements regarding management's assessment on certain matters relating to provident fund.
- (b) There are no statutory dues of provident fund, employees' state insurance, sales tax, income tax, duty of excise, Maharashtra labour welfare fund and cess and goods and services tax, which have not been deposited on account of any dispute. The particulars of other statutory dues referred to in sub-clause (a) as at March 31, 2024 which have not been deposited on account of a dispute, are as follows:

Name of the statute	Nature of dues	Amount (Rs. in Lakhs)*	Period to which the amount relates	Forum where the dispute is pending
The Finance Act, 1994	Service Tax	1.95	Financial Years 2005-06 and 2006-07	Central Excise and Service Tax Appellate Tribunal, Ahmedabad
		213.37	Financial Years 2007-08 to 2012-13	Commissioner CGST & CE, Vapi
		95.27	Financial Years 2013-14 and 2014-15	Commissioner CGST & CE, Vapi
The Customs Act, 1962	Duty of Customs	62.1	Financial Year 2015-16	Commissioner CGST & CE, Vapi
		25	Financial Year 2013-14	Commissioner of Customs (Appeals), Mumbai
		64.26	Financial Year 2014-15	Commissioner of Customs (Appeal), Raigad

*Net of amount paid under protest 37.53 lakhs

- (viii) There are no transactions previously unrecorded in the books of account that have been surrendered or disclosed as income during the year in the tax assessments under the Income Tax Act, 1961.
- (ix) (a) The Company has not defaulted in repayment of loans or other borrowings or in the payment of interest to any lender during the year.



INDEPENDENT AUDITOR'S REPORT

- (b) On the basis of our audit procedures, we report that the Company has not been declared Wilful Defaulter by any bank or financial institution or government or any government authority.
- (c) In our opinion, the term loans have been applied for the purposes for which they were obtained. (Also, refer Note 50(a)(viii) to the standalone financial statements).
- (d) According to the information and explanations given to us, and the procedures performed by us, and on an overall examination of the financial statements of the Company, we report that no funds raised on short-term basis have been utilised for long-term purposes by the Company.
- (e) On an overall examination of the financial statements of the Company, we report that the Company has not taken any funds from any entity or person on account of or to meet the obligations of its subsidiary.
- (f) According to the information and explanations given to us and procedures performed by us, we report that the Company has not raised loans during the year on the pledge of securities held in its subsidiary.
- (x) (a) The Company has not raised any money by way of initial public offer or further public offer (including debt instruments) during the year. Accordingly, the reporting under clause 3(x)(a) of the Order is not applicable to the Company.
- (b) The Company has not made any preferential allotment or private placement of shares or fully or partially or optionally convertible debentures during the year. Accordingly, the reporting under clause 3(x)(b) of the Order is not applicable to the Company.
- (xi) (a) During the course of our examination of the books and records of the Company, carried out in accordance with the generally accepted auditing practices in India, we have neither come across any instance of material fraud by the Company or on the Company, noticed or reported during the year, nor have we been informed of any such case by the Management.
- (b) During the course of our examination of the books and records of the Company, carried out in accordance with the generally accepted auditing practices in India, a report under Section 143(12) of the Act, in Form ADT-4, as prescribed under rule 13 of Companies (Audit and Auditors) Rules, 2014 was not required to be filed with the Central Government. Accordingly, the reporting under clause 3(xi)(b) of the Order is not applicable to the Company.
- (c) During the course of our examination of the books and records of the Company carried out in accordance with the generally accepted auditing practices in India, and as represented to us by the management, no whistle-blower complaints have been received during the year by the Company. Accordingly, the reporting under clause 3(xi)(c) of the Order is not applicable to the Company.
- (xii) As the Company is not a Nidhi Company and the Nidhi Rules, 2014 are not applicable to it, the reporting under clause 3(xii) of the Order is not applicable to the Company.
- (xiii) The Company has entered into transactions with related parties in compliance with the provisions of Sections 177 and 188 of the Act. The details of related party transactions have been disclosed in the standalone financial statements as required under Indian Accounting Standard 24 "Related Party Disclosures" specified under Section 133 of the Act.
- (xiv) (a) In our opinion, the Company has an internal audit system commensurate with the size and nature of its business.
- (b) The reports of the Internal Auditor for the period under audit have been considered by us.
- (xv) In our opinion, the Company has not entered into any non-cash transactions with its directors or persons connected with him. Accordingly, the reporting on compliance with the provisions of Section 192 of the Act under clause 3(xv) of the Order is not applicable to the Company.
- (xvi) (a) The Company is not required to be registered under Section 45-IA of the Reserve Bank of India Act, 1934. Accordingly, the reporting under clause 3(xvi)(a) of the Order is not applicable to the Company.
- (b) The Company has not conducted non-banking financial / housing finance activities during the year. Accordingly, the reporting under clause 3(xvi)(b) of the Order is not applicable to the Company.

INDEPENDENT AUDITOR'S REPORT

- (c) The Company is not a Core Investment Company (CIC) as defined in the regulations made by the Reserve Bank of India. Accordingly, the reporting under clause 3(xvi)(c) of the Order is not applicable to the Company.
- (d) Based on the information and explanations provided by the management of the Company, the Group (as defined in the Core Investment Companies (Reserve Bank) Directions, 2016) does not have any CICs, which are part of the Group. We have not, however, separately evaluated whether the information provided by the management is accurate and complete. Accordingly, the reporting under clause 3(xvi)(d) of the Order is not applicable to the Company.
- (xvii) The Company has not incurred any cash losses in the financial year or in the immediately preceding financial year.
- (xviii) There has been no resignation of the statutory auditors during the year and accordingly the reporting under clause 3(xviii) of the Order is not applicable.
- (xix) On the basis of the financial ratios, ageing and expected dates of realisation of financial assets and payment of financial liabilities, other information accompanying the financial statements, our knowledge of the Board of Directors and management plans and based on our examination of the evidence supporting the assumptions, nothing has come to our attention, which causes us to believe that any material uncertainty exists as on the date of the audit report that the Company is not capable of meeting its liabilities existing at the date of balance sheet as and when they fall due within a period of one year from the balance sheet date. We, however, state that this is not an assurance as to the future viability of the Company. We further state that our reporting is based on the facts up to the date of the audit report and we neither give any guarantee nor any assurance that all liabilities falling due within a period of one year from the balance sheet date will get discharged by the Company as and when they fall due (Also refer note 50(b) to the standalone financial statements).
- (xx) As at balance sheet date, the Company does not have any amount remaining unspent under Section 135(5) of the Act. Accordingly, reporting under clause 3(xx) of the Order is not applicable.
- (xxi) The reporting under clause 3(xxi) of the Order is not applicable in respect of audit of Standalone Financial Statements. Accordingly, no comment in respect of the said clause has been included in this report.

For Price Waterhouse Chartered Accountants LLP
Firm Registration Number: 012754N/N500016

sd/-
Pankaj Khandelia
Partner
Membership Number: 102022
UDIN: 24102022BKFNZE7470

Place: Mumbai
Date: May 30, 2024



STANDALONE BALANCE SHEET

as at March 31, 2024

(All amounts in ₹ Lakhs, unless otherwise stated)

Particulars	Note No.	As at March 31, 2024	As at March 31, 2023
ASSETS			
1. Non-Current Assets			
(a) Property, plant and equipment	3a	46,176.44	44,051.67
(b) Right-of-use assets	3b	1,821.71	730.88
(c) Capital work-in-progress	3a	2,025.32	3,096.46
(d) Intangible assets	4	14.24	19.33
(e) Financial assets			
i. Investments	5	1.00	1.00
ii. Loans	6	44.16	56.58
iii. Other financial assets	7	706.43	299.36
(f) Income tax assets (net)	8	162.83	180.37
(g) Deferred tax assets (net)	9	2,092.04	1,995.82
(h) Other non-current assets	10	361.37	568.91
Total Non-Current Assets		53,405.54	51,000.38
2. Current Assets			
(a) Inventories	11	21,461.77	19,940.26
(b) Financial assets			
i. Trade receivables	12	12,283.46	10,404.75
ii. Cash and cash equivalents	13	704.84	908.04
iii. Bank balances other than cash and cash equivalents above	14	1,252.93	1,312.21
iv. Loans	15	68.60	52.61
v. Other financial assets	16	3,000.81	153.46
(c) Other Current Assets	17	10,297.57	8,264.65
Total Current Assets		49,069.98	41,035.98
Total Asset		1,02,475.52	92,036.36
EQUITY AND LIABILITIES			
Equity			
(a) Equity share capital	18(a)	5,063.13	5,035.33
(b) Other equity			
Reserves and Surplus	18(b)	37,319.77	36,990.02
Total Equity		42,382.90	42,025.35
Liabilities			
1. Non-Current Liabilities			
(a) Financial liabilities			
i. Borrowings	19	11,557.99	15,162.37
ii. Lease Liabilities	3b	1,226.75	171.18
iii. Other financial liabilities	20	-	242.28
(b) Employee benefit obligations	21	773.40	742.27
Total non-current liabilities		13,558.14	16,318.10
2. Current liabilities			
(a) Financial liabilities			
i. Borrowings	22	19,040.83	11,637.96
ii. Lease Liabilities	3b	576.94	602.84
iii. Trade payables	23		
a) Dues to micro, small and medium enterprises		1,863.53	1,590.41
b) Dues to creditors other than micro, small and medium enterprises		21,929.17	17,661.16
iv. Other financial liabilities	24	1,935.97	946.72
(b) Employee benefit obligations	25	568.71	535.32
(c) Income tax liabilities	26	3.32	3.32
(d) Other Current Liabilities (net)	27	616.01	715.18
Total Current Liabilities		46,534.48	33,692.91
Total Liabilities		60,092.62	50,011.01
Total Equity and Liabilities		1,02,475.52	92,036.36

The above standalone Balance Sheet should be read in conjunction with the accompanying notes. This is the standalone Balance Sheet referred to in our report of the even date.

For Price Waterhouse Chartered Accountants LLP
Firm Registration No: 012754N/ N500016

Pankaj Khandelia
Partner
Membership No. 102022

Place: Mumbai
Date: May 30, 2024

For and on behalf of the Board of Directors

Rajesh Mandawewala
Chairman
DIN 00007179

Himanshu Dhaddha
Chief Financial Officer

Abhishek Mandawewala
CEO and Managing Director
DIN 00737785

Ashitosh Sheth
Company Secretary

STANDALONE STATEMENT OF PROFIT AND LOSS

for the Year ended March 31, 2024

(All amounts in ₹ Lakhs, unless otherwise stated)

Particulars	Note No.	Year ended March 31, 2024	Year ended March 31, 2023
INCOME			
Revenue from operations	28	1,35,816.39	1,45,778.22
Other income	29	692.03	786.85
Total income		1,36,508.42	1,46,565.07
EXPENSES			
Cost of materials consumed	30	74,692.80	87,396.79
Changes in inventories of finished goods and goods-in-process	31	953.25	(192.71)
Employee benefit expense	32	7,581.90	6,547.98
Depreciation and amortization expense	33	5,791.46	5,651.87
Other expenses	34	42,493.28	42,498.16
Finance costs	35	4,202.51	3,599.41
Total expenses		1,35,715.20	1,45,501.50
Profit Before Tax		793.22	1,063.57
Exceptional Items	33A	661.07	-
Profit Before Tax		132.15	1,063.57
Income Tax Expense	36		
Current tax		22.22	435.59
Deferred tax		(94.48)	(88.76)
Total Tax Expense		(72.26)	346.83
Profit for the year		204.41	716.74
Other comprehensive income			
Items that will not be reclassified to profit or loss			
Add : Remeasurements of post employment benefit obligations	32	(4.97)	115.17
Less : Income tax effect on above	36	(1.74)	40.25
Other comprehensive income for the year, net of tax		(3.23)	74.92
Total Comprehensive Income for the Year		201.18	791.66
Earnings per share			
Basic (₹)	42	0.40	1.43
Diluted (₹)		0.40	1.41

The above standalone Statement of Profit and Loss should be read in conjunction with the accompanying notes. This is the standalone Statement of Profit and Loss referred to in our report of the even date.

For Price Waterhouse Chartered Accountants LLP

Firm Registration No: 012754N/ N500016

Pankaj KhandeliaPartner
Membership No. 102022Place: Mumbai
Date: May 30, 2024**For and on behalf of the Board of Directors****Rajesh Mandawewala**Chairman
DIN 00007179**Himanshu Dhaddha**
Chief Financial Officer**Abhishek Mandawewala**CEO and Managing Director
DIN 00737785**Ashitosh Sheth**
Company Secretary



STANDALONE STATEMENT OF CASH FLOW

for the Year ended March 31, 2024

(All amounts in ₹ Lakhs, unless otherwise stated)

Particulars	Year ended March 31, 2024	Year ended March 31, 2023
A. CASH FLOW FROM OPERATING ACTIVITIES		
Profit before tax	132.15	1,063.57
Adjustments for:		
Depreciation and amortisation expense	5,791.46	5,651.87
Finance costs	4,202.51	3,599.41
Net unrealised foreign exchange (gain)/loss	(3.77)	(4.66)
Lease concessions	-	(7.10)
Share based expense	128.57	216.38
Gain/Loss on sale/discard of property, plant and equipment (net)	(207.80)	110.65
Unwinding of discount on security deposits	(18.41)	(16.95)
Interest income	(105.81)	(59.53)
Operating profit before changes in operating assets and liabilities	9,918.90	10,553.64
Adjustments for changes in operating assets and liabilities:		
(Increase) / decrease in inventories	(1,521.51)	(1,111.62)
(Increase) / decrease in trade receivables	(1,878.71)	786.44
Increase / (decrease) in trade payables	4,547.00	1,062.06
Increase / (decrease) in other current financial liabilities	37.55	33.91
Increase / (decrease) in employee benefit obligations	59.55	(152.51)
Increase / (decrease) in other current liabilities	(99.17)	(20.01)
Increase / (decrease) in other non-current liabilities	-	(0.45)
(Increase) / decrease in Loans and other financial assets	(2,660.07)	(103.91)
(Increase) / decrease in other current and non-current financial assets	(2,034.35)	1,601.84
Cash Generated from Operations	6,369.19	12,649.39
Income tax (paid) net of refund	(4.68)	(837.38)
Net cash generated from operating activities	6,364.51	11,812.01
B. CASH FLOW FROM INVESTING ACTIVITIES		
Payment for property, plant, equipment and intangible assets	(5,752.46)	(7,795.13)
Proceeds from sale of property, plant and equipment	625.52	32.85
Realisation / (investment) and margin money (Net)	(509.46)	298.69
Interest received	95.05	71.38
Investment in Subsidiary	-	(1.00)
Net cash used in investing activities	(5,541.35)	(7,393.21)
C. CASH FLOW FROM FINANCING ACTIVITIES		
Proceeds from issue of equity shares	27.80	19.97
Proceeds / (Repayments) of long term borrowings	(3,613.18)	768.84
Proceeds / (Repayments) of short term borrowings	2,433.44	(1,703.41)
Proceeds / (Repayments) of supplier finance	4,978.24	-
Principal elements of lease payments	(663.92)	(615.28)
Proceeds from Intercompany deposit	-	1,200.00
Finance costs paid	(4,188.74)	(3,565.95)
Net cash generated from / (used in) financing activities	(1,026.36)	(3,895.83)
Net (decrease) / increase in Cash and Cash Equivalents	(203.20)	522.97
Cash and cash equivalents at the beginning of the year	908.04	385.07
Cash and cash equivalents at the end of the year	704.84	908.04
Non-cash investing/ financing activities		
- Acquisition of right-of-use assets	1,694.43	67.38
Cash and cash equivalents comprise of:		
Cash on Hand (Refer Note 13)	26.82	20.96
Balance with banks in current accounts (Refer Note 13)	678.02	887.08
Cash and bank balances at the end of the year	704.84	908.04

Notes:

- 1) Standalone Cash flow statement has been prepared under the indirect method as set out in the Indian Accounting Standard (Ind AS) 3 "Statement of Cash Flows".
- 2) Previous year figures are regrouped/reconsidered wherever necessary. The above standalone statement of cash flows should be read in conjunction with the accompanying notes.

This is the standalone Statement of Cash Flow referred to in our report of the even date.

For Price Waterhouse Chartered Accountants LLP

Firm Registration No: 012754N/ N500016

Pankaj Khandelia

Partner

Membership No. 102022

Place: Mumbai

Date: May 30, 2024

For and on behalf of the Board of Directors

Rajesh Mandawewala

Chairman

DIN 00007179

Himanshu Dhadha

Chief Financial Officer

Abhishek Mandawewala

CEO and Managing Director

DIN 00737785

Ashitosh Sheth

Company Secretary

STANDALONE STATEMENT OF CHANGES IN EQUITY

for the year ended March 31, 2024

(All amounts in ₹ Lakhs, unless otherwise stated)

A EQUITY SHARE CAPITAL

Particulars	Notes	Amount
Balance as at April 1, 2022		5,015.36
Changes in equity share capital during the year	17(a)	19.97
Balance as at March 31, 2023		5,035.33
Changes in equity share capital during the year	17(a)	27.80
Balance as at March 31, 2024		5,063.13

B OTHER EQUITY

Particulars	Notes	Reserves and Surplus					Retained earnings	Total Other Equity
		Capital reserve	Securities premium reserve	General Reserve	Share options outstanding account	Capital Redemption Reserve		
Balance as at April 1, 2022		2,664.93	7,056.59	107.06	190.77	293.36	25,669.27	35,981.98
Profit for the year		-	-	-	-	-	716.74	716.74
Other comprehensive income		-	-	-	-	-	74.92	74.92
Total comprehensive income for the year		-	-	-	-	-	791.66	791.66
Share options outstanding account	17(b)	-	103.26	-	216.38	-	-	319.64
Employee stock options exercised	17(b)	-	-	-	(103.26)	-	-	(103.26)
Balance as at March 31, 2023		2,664.93	7,159.85	107.06	303.89	293.36	26,460.93	36,990.02
Profit for the year		-	-	-	-	-	204.41	204.41
Other comprehensive income		-	-	-	-	-	(3.23)	(3.23)
Total comprehensive income for the year		-	-	-	-	-	201.18	201.18
Share options outstanding account	17(b)	-	127.41	-	128.57	-	-	255.98
Employee stock options exercised	17(b)	-	-	-	(127.41)	-	-	(127.41)
Balance as at March 31, 2024		2,664.93	7,287.26	107.06	305.05	293.36	26,662.11	37,319.77

The above standalone Statement of Changes in Equity should be read in conjunction with the accompanying notes.

This is the standalone Statement of Changes in Equity referred to in our report of the even date.

For Price Waterhouse Chartered Accountants LLP

Firm Registration No: 012754N/ N500016

Pankaj KhandeliaPartner
Membership No. 102022Place: Mumbai
Date: May 30, 2023**For and on behalf of the Board of Directors****Rajesh Mandawewala**Chairman
DIN 00007179**Himanshu Dhaddha**
Chief Financial Officer**Abhishek Mandawewala**CEO and Managing Director
DIN 00737785**Ashitosh Sheth**
Company Secretary



NOTES

to the Standalone Financial Statements for the Year ended March 31, 2024

(All amounts in ₹ Lakhs, unless otherwise stated)

General information

AYM Syntex Limited (herein referred to as “AYM” or “the Company”) is public limited Company incorporated and domiciled in India. The address of its registered office is Survey No. 374/1/1, Saily, Silvassa -396230 (U.T. of Dadra & Nagar Haveli), India. The Company is listed on the Bombay Stock Exchange (BSE) and the National Stock Exchange (NSE). Since its inception, it has grown manifold and today is amongst the largest manufacturers and exporters of Polyester Filament Yarn, Nylon Filament Yarn and Bulk Continuous Filament Yarn from India.

The standalone financial statements were authorised for issue by the board of directors on May 30, 2024.

Note 1A: Material Accounting Policies

This Note provides a list of the Material accounting policies adopted in the preparation of these standalone financial statements. These policies have been consistently applied to all the years presented, unless otherwise stated.

1.1 Basis of Preparation of Standalone Financial Statements

(i) Compliance with Ind AS

The standalone financial statements have been prepared in accordance with the accounting principles generally accepted in India and comply in all material aspects with Indian Accounting Standards (IND AS) notified under Section 133 of the Companies Act, 2013 (the Act) read with rule 3 of the Companies (Indian Accounting Standards) Rules, 2015, presentation requirement of Division II of Schedule III of the Companies Act, 2013 and other relevant provisions of the Act as amended from time to time.

(ii) Historical cost convention

The standalone financial statements have been prepared on an accrual and going concern basis. The standalone financial statements have been prepared on a historical cost basis, except as stated in subsequent policies for the following items:

- Certain financial assets and liabilities - Fair value
- Assets held for sale – Lower of cost or fair value less cost of sale
- Share based payments – Fair value

(iii) New and amended standards adopted by the Company

The Ministry of Corporate Affairs had vide notification dated 31 March 2023 notified Companies (Indian Accounting Standards) Amendment Rules, 2023 which amended certain accounting standards, and are effective 1 April 2023.

Disclosure of accounting policies – amendments to Ind AS 1

Definition of accounting estimates – amendments to Ind AS 8

Deferred tax related to assets and liabilities arising from a single transaction – amendments to Ind AS 12

These amendments did not have any material impact on the amounts recognised in prior periods and are not expected to significantly affect the current or future periods.

1.2 Foreign currency translation

a) Functional and presentation currency

Items included in the standalone financial statements of the Company are measured using the currency of the primary economic environment in which the Company operates ('the functional currency'). The standalone financial statements are presented in Indian Rupees (INR), which is Company's functional and presentation currency.

b) Transactions and balances

Foreign currency transactions are translated and recorded into the functional currency using the exchange rates prevailing on the date of the transaction. Foreign exchange gains and losses resulting from the settlement of such transactions and from the translation of monetary assets and liabilities denominated in foreign currencies at year end exchange rates are generally recognised in profit or loss.

Foreign exchange differences regarded as an adjustment to borrowing costs are presented in the standalone statement of profit and loss, within finance costs. All other foreign exchange gains and losses are presented in the standalone statement of profit and loss on a net basis within other income or other expenses, as applicable.

NOTES

to the Standalone Financial Statements for the Year ended March 31, 2024

(All amounts in ₹ Lakhs, unless otherwise stated)

Non-monetary items that are measured in terms of historical cost in a foreign currency are translated using the exchange rates at the dates of the initial transaction.

Non-monetary items that are measured at fair value in a foreign currency are translated using the exchange rates at the date when the fair value was determined. Translation differences on assets and liabilities carried at fair value are reported as part of the fair value gain or loss.

The Company has applied the exemption from the transition date i. e. April 1, 2016 in respect of accounting policy followed for long term foreign currency monetary items. Accordingly, foreign exchange differences, in respect of the long term foreign currency items till the year ended March 31, 2017, on account of depreciable assets are adjusted in the cost of depreciable assets and depreciated over the balance life of the assets.

1.3 Revenue recognition

The Company derives revenues primarily from sale of manufactured goods and related services. The Company has assessed revenue contracts and revenue is recognised upon satisfying specific performance obligations in accordance with provisions of contract with the customer.

It recognizes revenue when control over the promised goods or services are transferred to the customer at an amount that reflects the consideration to which the Company expects to be entitled in exchange of those goods or services.

This is generally determined when documents of title/goods are delivered/shipped to the customer in accordance with the agreed terms, following which the customer has full discretion over responsibility, manner of distribution and price to sell the goods and bears the risks of obsolescence and loss in relation to the goods and there is no unfulfilled obligation that would affect customer's acceptance of the product. All the foregoing occurs at a point in time upon shipment or delivery of the documents of title/product or goods.

The Company considers terms of the contract in determining the revenue. It is measured at the price that reflects the consideration the Company expects to be entitled to in exchange for satisfaction of the performance obligation. The Company considers freight, insurance and handling activities as costs to fulfil the promise to transfer products and related

services and the customer payments for such activities are recorded as a component of revenue.

In certain customer contracts where freight is arranged by the Company and recovered from the customers, the same is treated as a distinct separate performance obligation and revenue is recognised when such freight services are rendered. The related shipping and handling costs incurred are included in freight expenses when the Company is acting as principal in the shipping and handling arrangement.

For volume discounts and pricing incentives/ concessions offered to the customers, the Company makes estimates and provide for, based on customer performance and sales volume, which is recorded as deductions from revenue. Revenue from sale of by-products are included in revenue. Revenue from services is recognised when the services are completed. Revenue excludes any taxes and duties collected on behalf of the government.

When there is uncertainty as to measurement or ultimate collectability, revenue recognition is postponed until such uncertainty is resolved. The Company does not have any contracts where in the period between the transfer of the promised goods or services to the customer and payment by the customer exceeds one year. As a consequence, the Company does not adjust any of the transaction prices for the time value of money.

A receivable is recognised when the goods are delivered and to the extent it has an unconditional right to consideration (i.e. only the passage of time is required before the payment of consideration is due). Consideration received before a related performance obligation is satisfied or before the Company transfer goods or services to the customer are recognised as contract liabilities. Contract liabilities are recognised as revenue when the Company completes its performance obligation under the contract.

Export Incentives

Export incentives and subsidies are recognised when there is reasonable assurance that the Company will comply with the conditions and the incentive will be received.

Export benefits arising from duty drawback scheme, remission of duties and taxes on export products and merchandise export incentive scheme are recognised on shipment for export at the rate at which they accrue and is included in other operating income.



NOTES

to the Standalone Financial Statements for the Year ended March 31, 2024

(All amounts in ₹ Lakhs, unless otherwise stated)

1.4 Income Tax

The income tax expense or credit for the year is the tax payable on the current year's taxable income based on the applicable income tax rate adjusted by changes in deferred income tax assets and liabilities attributable to temporary differences and unabsorbed tax losses.

a) Current income tax

Current income tax charge is based on taxable profit for the year. The tax rates and tax laws used to compute the amount are those that are enacted or substantively enacted, at the reporting date where the Company operates and generates taxable income. Management periodically evaluates positions taken in tax returns with respect to situations in which applicable tax regulation is subject to interpretation and considers whether it is probable that a taxation authority will accept an uncertain tax treatment. It establishes provisions where appropriate on the basis of amounts expected to be paid to the tax authorities.

Current tax assets and liabilities are offset when there is a legally enforceable right to set off current tax assets against current tax liabilities and Company intends either to settle on a net basis, or to realize the asset and settle the liability simultaneously.

b) Deferred income tax

Deferred income tax is provided in full using the liability method on temporary differences between the tax bases of assets and liabilities and their carrying amounts for financial reporting purposes at the reporting date. Deferred income tax assets are recognised to the extent that it is probable that future taxable income will be available against which the deductible temporary differences, unused tax losses, depreciation carry-forwards and unused tax credits could be utilised.

Deferred income tax is not accounted for if it arises from initial recognition of an asset or liability in a transaction other than a business combination that at the time of the transaction affects neither accounting profit nor taxable profit (tax loss).

Deferred tax assets and liabilities are determined using tax rates and laws that have been enacted or substantially enacted by the end of the reporting period and are expected to apply when the related deferred income tax asset is realised or the deferred income tax liability is settled.

The carrying amount of deferred income tax assets is reviewed at each reporting date and adjusted to reflect changes in probability that sufficient taxable profits will be available to allow all or part of the asset to be recovered.

Deferred tax assets are recognised for all deductible temporary differences and unused tax losses only if it is probable that future taxable amounts will be available to utilize those temporary differences and losses.

Deferred tax assets and liabilities are offset where there is a legally enforceable right to offset current tax assets and liabilities and where the deferred tax balances relate to the same taxation authority. Current tax assets and tax liabilities are offset where the entity has a legally enforceable right to offset and intends either to settle on a net basis, or to realise the asset and settle the liability simultaneously.

Current and Deferred Tax is recognised in profit or loss, except to the extent that it relates to items recognised in other comprehensive income or directly in equity. In this case the tax is also recognised in other comprehensive income or directly in equity respectively.

Minimum Alternate Tax ('MAT') credit entitlement is recognised as a deferred tax asset by crediting the standalone Statement of profit and loss only when and to the extent there is convincing evidence that MAT credit will reverse in the foreseeable future and the Company will be able to utilize the said credit against normal tax payable during the specified period.

1.5 Leases

As a lessee

Leases are recognised as a right-of-use (ROU) asset and a corresponding liability at the date at which the leased asset is available for use by the Company for all leases except short-term leases. Contracts may contain both lease and non-lease components. The

NOTES

to the Standalone Financial Statements for the Year ended March 31, 2024

(All amounts in ₹ Lakhs, unless otherwise stated)

Company allocates the consideration in the contract to the lease and non-lease components based on their relative stand-alone prices. However, for leases of real estate for which the Company is a lessee, it has elected not to separate lease and non-lease components and instead accounts for these as a single lease component.

Assets and liabilities arising from a lease are initially measured on a present value basis. Lease liabilities are recognised based on the net present value of the following lease payments:

- fixed payments (including in-substance fixed payments), less any lease incentives receivable
- variable lease payment that are based on an index or a rate, initially measured using the index or rate as at the commencement date
- amounts expected to be payable by the Company under residual value guarantees
- the exercise price of a purchase option if the Company is reasonably certain to exercise that option, and
- payments of penalties for terminating the lease, if the lease term reflects the Company exercising that option.

Lease payments to be made under reasonably certain extension options are also included in the measurement of the liability. The lease payments are discounted using the interest rate implicit in the lease. If that rate cannot be readily determined, which is generally the case for leases in the Company, the lessee's incremental borrowing rate at the date of initial application is used, being the rate that the individual lessee would have to pay to borrow the funds necessary to obtain an asset of similar value to the right-of-use asset in a similar economic environment with similar terms, security and conditions.

To determine the incremental borrowing rate, the Company:

- where possible, uses recent third-party financing received by the individual lessee as a starting point, adjusted to reflect changes in financing conditions since third party financing was received
- uses a build-up approach that starts with a risk-free interest rate adjusted for credit risk for

leases held by Company, which does not have recent third party financing, and

- makes adjustments specific to the lease, e.g. term, country, currency and security.

If a readily observable amortising loan rate is available to the individual lessee (through recent financing or market data) which has a similar payment profile to the lease, then the Company use that rate as a starting point to determine the incremental borrowing rate.

The Company is exposed to potential future increases in variable lease payments based on an index or rate, which are not included in the lease liability until they take effect. When adjustments to lease payments based on an index or rate take effect, the lease liability is reassessed and adjusted against the right-of-use asset.

Lease payments are allocated between principal and finance cost. The finance cost is charged to profit or loss over the lease period so as to produce a constant periodic rate of interest on the remaining balance of the liability for each period.

The ROU assets are measured at cost comprising the following:

- initial amount of lease liability
- any lease payments made at or before the commencement date less any lease incentives received
- any initial direct costs, and
- restoration costs.

They are subsequently measured at cost less accumulated depreciation. ROU assets are depreciated from the commencement date over the shorter of the asset's useful life and the lease term on a straight-line basis. If the company is reasonably certain to exercise a purchase option, the right-of-use asset is depreciated over the underlying asset's useful life.

Lease liability and ROU assets have been separately disclosed in the Balance Sheet and lease payments have been classified as financing cash flows. Payments associated with short-term leases are recognised as an expense in profit or loss. Short-term leases are leases with a lease term of 12 months or less.



NOTES

to the Standalone Financial Statements for the Year ended March 31, 2024

(All amounts in ₹ Lakhs, unless otherwise stated)

1.6 Property, plant and equipment

Freehold land is carried at historical cost. All other items of property, plant and equipment are stated at historical cost less accumulated depreciation and impairment losses, if any.

Historical cost includes expenditure that is directly attributable on making the asset ready for its intended use and location, relevant borrowing cost for qualifying assets and present value of any obligatory cost of decommissioning.

Subsequent costs of replacement and major maintenance or repair (overhaul costs) are included in an asset's carrying amount or recognised as a separate asset, as appropriate, only when it is probable that future economic benefits will flow to the Company and the cost can be measured reliably. The carrying amount of any asset or component of an asset replaced is derecognised when replaced. Overhaul costs associated with major maintenance are capitalised and depreciated over their useful lives. All other repairs and maintenance are charged to profit or loss during the reporting period in which they are incurred.

Capital work-in-progress comprises cost and related expenses, of property, plant and equipment that are not yet ready for their intended use at the reporting date.

Depreciation methods, estimated useful lives and residual value

Freehold land is not depreciated. Leasehold improvements are amortised over the shorter of estimated useful life or the related lease term, unless the entity expects to use the assets beyond the lease term. Depreciation is calculated using the straight-line method to allocate the costs, net of residual values, over the estimated useful lives as follows:

Asset	Useful life (years)
Office equipment	5
Furniture and fixtures	10
Computer hardware and software	3/5
Vehicles	8
Plant and machinery*#	7 to 25
Electrical installation	10
Factory building	30
Residential and other buildings	60
Other buildings (carpeted roads)	10

*Extra shift depreciation is provided.

#Useful lives determined based on technical evaluation by the expert is equal to or lower than those specified in the Schedule II.

The useful lives have been determined based on Schedule II of the Companies Act, 2013. The residual values are not more than 5% of the original cost of the assets. The assets' residual values and useful lives are reviewed, and adjusted if appropriate, at the end of each reporting period. Each component of an item of property, plant and equipment with a cost that is significant in relation to the total cost of that item is depreciated separately, if its useful life differs from that of other components of the asset.

Estimated useful lives, residual values and depreciation methods are reviewed annually, taking into account commercial and technological obsolescence as well as normal wear and tear and adjusted prospectively, if appropriate.

An item of property, plant and equipment is derecognised upon disposal or when no future economic benefits are expected to arise from continued use of the asset. Gains and losses on disposal or retirement are determined as the difference between net proceeds and the carrying amount. These are recognised in standalone statement of profit and loss within other expenses or other income, as applicable.

1.7 Intangible assets

a) Intangible assets with finite useful lives:

Intangible assets with finite useful lives acquired by the Company are measured at cost less accumulated amortization and accumulated impairment losses, if any. Amortization is charged on a straight-line basis over the estimated useful lives. The estimated useful life and amortization method are reviewed at the end of each annual reporting period, with the effect of any changes in the estimate being accounted for on a prospective basis.

b) Research and Development

Research expenditure and development expenditure that do not meet the criteria in Note 1.7(a) above are recognised as an expense as incurred. Development costs previously recognised as an expense are not recognised as an asset in subsequent period.

NOTES

to the Standalone Financial Statements for the Year ended March 31, 2024

(All amounts in ₹ Lakhs, unless otherwise stated)

c) Amortization method and period

Intangible assets comprise of computer software and licenses which are amortised on a straight-line basis over the expected useful life over a period of five years.

1.8 Inventories

Raw materials and stores, goods-in-process and finished goods

Raw materials, stores, goods-in-process and finished goods are stated at the lower of cost and net realizable value. Cost of raw materials comprises cost of purchases. Cost of work-in progress and finished goods comprises direct materials, direct labor and an appropriate proportion of variable and fixed overhead expenditure, the latter being allocated based on normal operating capacity. Cost of inventories also include all other costs incurred in bringing the inventories to their present location and condition. Costs are assigned to individual items of inventory on moving weighted average basis. Costs of purchased inventory are determined after deducting rebates and discounts. Net realizable value is the estimated selling price in the ordinary course of business less the estimated costs of completion and the estimated costs necessary to make the sale.

1.9 Borrowing costs

General and specific borrowing costs that are directly attributable to the acquisition, construction or production of a qualifying asset are capitalised during the period that is required to complete and prepare the asset for its intended use or sale. Qualifying assets are assets that necessarily take a substantial period of time to get ready for their intended use or sale.

Borrowing cost includes exchange differences arising from foreign currency borrowings to the extent they are regarded as an adjustment to the finance cost.

Investment income earned on the temporary investment of specific borrowings pending their expenditure on qualifying assets is deducted from the borrowing costs eligible for capitalization. Other borrowing costs are expensed in the period in which they are incurred.

1.10 Employee benefits

Short-term obligations

Liabilities for wages and salaries, including non-monetary benefits that are expected to be settled

wholly within 12 months after the end of the period in which the employees render the related service are recognised in respect of employees' services up to the end of the reporting period and are rendered at the undiscounted amount of benefits expected to be paid when the liabilities are settled. The liabilities are presented as current employee benefit obligations in the balance sheet.

Other long-term employee benefit obligations

The liabilities for earned leave are not expected to be settled wholly within 12 months after the end of the period in which the employees render the related service. They are therefore measured as the present value of expected future payments to be made in respect of services provided by employees up to the end of the reporting period using the projected unit credit method. The benefits are discounted using the market yields at the end of the reporting period that have terms approximating to the terms of the related obligation.

Remeasurements as a result of experience adjustments and changes in actuarial assumptions are recognised in other comprehensive income.

The obligations are presented as current liabilities in the balance sheet if the entity does not have an unconditional right to defer settlement for at least twelve months after the reporting period, regardless of when the actual settlement is expected to occur.

Post-employment obligations

The Company operates the following post-employment schemes:

- Defined benefit plans such as gratuity, and
- Defined contribution plans such as provident fund and superannuation fund.

a) Defined Benefit Plans

(i) Gratuity obligations

The liability or asset recognised in the balance sheet in respect of defined benefit gratuity plans is the present value of the defined benefit obligation at the end of the annual reporting period less the fair value of plan assets. The defined benefit cost is calculated annually by actuaries using the projected unit credit method.



NOTES

to the Standalone Financial Statements for the Year ended March 31, 2024

(All amounts in ₹ Lakhs, unless otherwise stated)

The present value of the defined benefit obligation denominated in INR is determined by discounting the estimated future cash outflows by reference to market yields at the end of the reporting period on government bonds that have terms approximating to the terms of the related obligation. The benefits which are denominated in currency other than INR, the cash flows are discounted using market yields determined by reference to high-quality corporate bonds that are denominated in the currency in which the benefits will be paid, and that have terms approximating to the terms of the related obligation.

The service cost include current service cost, past service cost, gains and losses on curtailments and settlements. Changes in the present value of the defined benefit obligation resulting from plan amendments or curtailments are recognised immediately in profit or loss as past service cost.

The net interest cost is calculated by applying the discount rate to the net balance of the defined benefit obligation and the fair value of plan assets. This cost is included in employee benefit expense in the standalone statement of profit and loss.

Remeasurement gains and losses arising from experience adjustments and changes in actuarial assumptions are recognised in the period in which they occur, directly in other comprehensive income. They are included in retained earnings in the standalone statement of changes in equity and in the balance sheet.

Remeasurements are not reclassified to profit and loss in the subsequent periods.

b) Defined contribution plans

(i) Provident Fund, Employee State Insurance Corporation (ESIC) and Labour Welfare Fund (LWF).

The Contribution towards provident fund, ESIC, LWF for certain employees is made to the regulatory authorities where the Company has no further obligations. Such benefits are classified as Defined Contribution Schemes as the Company does not carry any further obligations apart from the contributions made on a monthly basis.

(ii) Superannuation Fund

Contribution towards superannuation fund for certain employees is made to defined contribution scheme administered by insurance Company where the Company has no further obligations. Such benefits are classified as Defined Contribution Schemes as the Company does not carry any further obligations, apart from contributions made on monthly basis.

Payment to defined contribution retirement benefit plans are recognised as an expense when employees have rendered service entitling them to the contributions.

c) Shared based payments

Employee options

The fair value of options under the AYM Syntex Limited Employee Option scheme is recognised as an employee benefits expense at the grant date with a corresponding increase in equity. The total amount to be expensed is determined by reference to the fair value of the options granted:

- including any market performance conditions (e.g., the entity's share price)
- excluding the impact of any service and non-market performance vesting conditions (e.g. profitability, sales growth targets and remaining an employee of the entity over a specified time period), and
- including the impact of any non-vesting conditions (e.g. the requirement for employees to save or holdings shares for a specific period).

The total expense is recognised over the vesting period, which is the period over which all the specified vesting conditions are to be satisfied. At the end of each period, the entity reviews its estimates of the number of options that are expected to vest based on the non-market vesting and service conditions. It recognizes the impact of the revision to original estimates, if any, in profit or loss such that the cumulative expense reflects the revised estimate with a corresponding adjustment to equity-settled employee benefits reserve.

NOTES

to the Standalone Financial Statements for the Year ended March 31, 2024

(All amounts in ₹ Lakhs, unless otherwise stated)

Bonus Plan

The Company recognizes a liability and an expense for bonus where contractually obliged or where there is a past practice that has created a constructive obligation.

1.11 Provisions and contingent liabilities

a) Provisions

Provisions for legal claims, quality claims and volume discounts are recognised when the Company has a present legal or constructive obligation as a result of past events, it is probable that an outflow of resources will be required to settle the obligation and the amount can be reliably estimated. Provisions are not recognised for future operating losses. Provisions for restructuring are recognised by the Company when it has developed a detailed formal plan for restructuring and has raised a valid expectation in those affected that the Company will carry out the restructuring by starting to implement the plan or announcing its main features to those affected by it. The measurement of provision for restructuring includes only direct expenditures arising from the restructuring, which are both necessarily entailed by the restructuring and not associated with the ongoing activities of the Company.

Where there are a number of similar obligations, the likelihood that an outflow will be required in settlement is determined by considering the class of obligations as a whole. A provision is recognised even if the likelihood of an outflow with respect to any one item included in the same class of obligations may be small.

Provisions are measured at the nominal or present value of management's best estimate of the expenditure required, taking into account the risks and uncertainties surrounding the obligation, to settle the present obligation at the end of the reporting period. The discount rate used to determine the present value is a pre-tax rate that reflects current market assessments of the time value of money and the risks specific to the liability. The increase in the provision due to the passage of time is recognised as interest expense.

b) Contingent liabilities

Contingent liabilities are disclosed when there is a possible obligation arising from past events the existence of which will be confirmed only by the occurrence or non-occurrence of one or more uncertain future events not wholly within the control of the Company or a present obligation that arises from past events where it is either not probable that an outflow of resources will be required to settle or a reliable estimate of the amount cannot be made.

c) Contingent Assets

Contingent Assets are disclosed, where an inflow of economic benefits is probable. The Company shall not recognise a contingent asset unless the recovery is virtually certain.

1.12 Exceptional items

Exceptional items are items of income or expense recorded in the year in which they have been determined by management as being material by their size or incidence in relation to the standalone financial statements and are presented separately within the results of the Company. The determination of which items are disclosed as exceptional items affect the presentation of profit for the year and requires a degree of judgment.

Note 1B: Other Accounting Policies

This Note provides a list of the other accounting policies adopted in the preparation of these standalone financial statements. These policies have been consistently applied to all the years presented, unless otherwise stated.

1.13 Contributed Equity

Equity shares are classified as equity. Incremental costs directly attributable to the issue of new shares or options are shown in equity as a deduction, net of tax, from the proceeds.

1.14 Dividends

Provision is made for any dividend declared, being appropriately authorised and no longer at the discretion of the entity, on or before the end of the reporting period but not distributed at the end of the reporting period.



NOTES

to the Standalone Financial Statements for the Year ended March 31, 2024

(All amounts in ₹ Lakhs, unless otherwise stated)

1.15 Government grants

Grants from the government are recognised at their fair value where there is a reasonable assurance that the grant will be received and the Company will comply with all attached conditions.

Government grants relating to income are deferred and recognised in the profit or loss over the period necessary to match them with the costs that they are intended to compensate and presented within other income.

Government grants relating to the purchase of property, plant and equipment are included in liabilities as deferred income and are credited to profit or loss over the periods and in proportions in which depreciation expense on those assets is recognised.

1.16 Earnings per share

Basic earnings per share

Basic earnings per share is calculated by dividing the profit attributable to owners of the Company by the weighted average number of equity shares outstanding during the financial year, adjusted for bonus elements in equity shares issued during the year and excluding treasury shares (Note 42).

Diluted earnings per share

Diluted earnings per share adjusts the figures used in the determination of basic earnings per share to take into account the after income tax effect of interest and other financing costs associated with dilutive potential equity shares, and the weighted average number of additional equity shares that would have been outstanding assuming the conversion of all dilutive potential equity shares.

1.17 Impairment of assets

Assets are tested for impairment whenever events or changes in circumstances indicate that the carrying amount may not be recoverable. An impairment loss is recognised for the amount by which the asset's carrying amount exceeds its recoverable amount.

The recoverable amount is the higher of an asset's fair value less costs of disposal and value in use. For the purposes of assessing impairment, assets are grouped at the lowest levels for which there are separately identifiable cash inflows which are largely independent of the cash inflows from other assets or groups of assets (cash-generating units). Non-financial assets that suffered an impairment are reviewed for

possible reversal of the impairment at the end of each reporting period.

An impairment loss or a reversal of an impairment loss is immediately recognised in the standalone statement of profit and loss.

1.18 Non-current assets held for sale

Non-current assets are classified as held for sale if their carrying amount will be recovered principally through a sale transaction rather than through continuing use and a sale is considered highly probable. They are measured at the lower of their carrying amount and fair value less costs to sell.

An impairment loss is recognised for any initial or subsequent write-down of the assets to fair value less costs to sell. A gain is recognised for any subsequent increase in fair value less costs to sell, but not in excess of any cumulative impairment loss previously recognised. A gain or loss not previously recognised by the date of the sale of the non-current assets is recognised at the date of de-recognition.

Non-current assets are not depreciated or amortised while they are classified as held for sale.

Non-current assets classified as held for sale are presented separately from the other assets in the balance sheet.

1.19 Financial Instruments

A financial instrument is any contract that gives rise to a financial asset of one entity and a financial liability or equity instrument of another entity.

Investments and Other Financial Assets

a) Classification

The Company classifies its financial assets in the following measurement categories:

- Those to be measured subsequently at fair value (either through other comprehensive income, or through profit or loss), and
- Those measured at amortised cost.

The classification depends on the entity's business model for managing the financial assets and the contractual terms of the cash flows.

For assets measured at fair value, gains and losses will either be recorded in profit or loss or other comprehensive income.

NOTES

to the Standalone Financial Statements for the Year ended March 31, 2024

(All amounts in ₹ Lakhs, unless otherwise stated)

For investments in debt instruments, recognition will depend on the business model in which the investment is held.

For investments in equity instruments, recognition will depend on whether the Company has made an irrevocable election at the time of initial recognition to account for the equity investment at fair value through other comprehensive income.

The Company reclassifies debt investments when and only when its business model for managing those assets changes.

b) Recognition

Regular way purchases and sales of financial assets are recognised on trade-date, the date on which the company commits to purchase or sale the financial asset.

c) Measurement

At initial recognition, the Company measures a financial asset (excluding trade receivables which do not contain a significant financing component) at its fair value plus, in the case of a financial asset not at fair value through profit or loss, transaction costs that are directly attributable to the acquisition of the financial asset. Transaction costs of financial assets carried at fair value through profit or loss are expensed in profit or loss.

(i) Debt instruments:

Subsequent measurement of debt instruments depends on the Company's business model for managing the asset and the cash flow characteristics of the asset. There are three measurement categories into which the Company classifies its debt instruments:

- **Amortised cost:**

Assets that are held for collection of contractual cash flows where those cash flows represent solely payments of principal and interest are measured at amortised cost. Interest income from these financial assets is included in finance income using the effective interest rate method. Any gain or loss arising on derecognition is recognised directly in profit or loss and presented in other gains/ (losses). Impairment losses are presented

as separate line item in the standalone statement of profit and loss.

- **Fair value through other comprehensive income (FVOCI):**

Assets that are held for collection of contractual cash flows and for selling the financial assets, where the assets' cash flows represent solely payments of principal and interest, are measured at fair value through other comprehensive income (FVOCI). Movements in the carrying amount are taken through OCI, except for the recognition of impairment gains or losses, interest income and foreign exchange gains and losses which are recognised in profit and loss. When the financial asset is derecognised, the cumulative gain or loss previously recognised in OCI is reclassified from equity to profit or loss and recognised in other expenses or other incomes, as applicable. Interest income from these financial assets is included in other income using the effective interest rate method. Foreign Exchange gains and losses are presented in other gains and losses and impairment expenses in other expenses.

- **Fair value through profit or loss:**

Assets that do not meet the criteria for amortised cost or FVOCI are measured at fair value through profit or loss. A gain or loss on a debt investment that is subsequently measured at fair value through profit or loss and is not part of a hedging relationship is recognised in profit or loss and presented net in the standalone statement of profit and loss within other expenses or other incomes, as applicable in the period in which it arises. Interest income from these financial assets is included in other income.

(ii) Equity instruments:

The Company measures all equity investments at fair value. Where the Company's management has elected to present fair value gains and losses on equity investments in other comprehensive income, there will be no subsequent reclassification of fair value gains and losses to profit or loss. Dividends from such investments are recognised in profit or loss as other income when the Company's right to receive payments is established.



NOTES

to the Standalone Financial Statements for the Year ended March 31, 2024

(All amounts in ₹ Lakhs, unless otherwise stated)

Changes in the fair value of financial assets at fair value through profit or loss are recognised in the standalone statement of profit and loss. Impairment losses (and reversal of impairment losses) on equity investments measured at FVOCI are not reported separately from other changes in fair value.

d) Impairment of financial assets

The Company assesses on a forward-looking basis the expected credit loss associated with its assets carried at amortised cost and FVOCI debt instruments. The impairment methodology applied depends on whether there has been a significant increase in credit risk. Note 39 details how the Company determines whether there has been a significant increase in credit risk.

For trade receivables only, the Company applies the simplified approach permitted by Ind AS 109 Financial Instruments, which requires expected lifetime losses to be recognised from initial recognition of the receivables.

e) Derecognition of financial assets revenue recognition

A financial asset is derecognised only when

- the Company has transferred the rights to receive cash flows from the financial asset or
- it retains the contractual rights to receive the cash flows of the financial asset, but assumes a contractual obligation to pay the cash flows to one or more recipients.

Where the entity has transferred an asset, the Company evaluates whether it has transferred substantially all risks and rewards of ownership of the financial asset. In such cases, the financial asset is derecognised. Where the entity has not transferred substantially all risks and rewards of ownership of the financial asset, the financial asset is not derecognised.

Where the entity has neither transferred a financial asset nor retains substantially all risks and rewards of ownership of the financial asset, the financial asset is derecognised if the Company has not retained control of the financial asset. Where the Company retains control of the financial asset, the asset is continued to be recognised to the extent of continuing involvement in the financial asset.

f) Income recognition

(i) Interest income

Interest income from financial assets at fair value through profit or loss is disclosed as interest income within other income. Interest income on financial assets at amortised cost and financial assets at FVOCI is calculated using the effective interest method is recognised in the standalone statement of profit and loss as part of other income.

Interest income is calculated by applying the effective interest rate to the gross carrying amount of a financial asset except for financial assets that subsequently become credit-impaired. For credit-impaired financial assets the effective interest rate is applied to the net carrying amount of the financial asset (after deduction of the loss allowance).

(ii) Dividends

Dividends are received from financial assets at fair value through profit or loss and at FVOCI. Dividends are recognised as other income in profit or loss when the right to receive payment is established. This applies even if they are paid out of pre-acquisition profits, unless the dividend clearly represents a recovery of part of the cost of the investment.

g) Cash and cash equivalents

Cash and cash equivalents includes cash in hand, deposits held at call with banks, other short term highly liquid investments with original maturities of three months or less that are readily convertible to known amounts of cash and which are subject to an insignificant risk of changes in value.

Bank overdrafts are shown within borrowings in current liabilities in the balance sheet.

h) Trade receivable

Trade receivables are consideration due from customers for goods sold or services performed in the ordinary course of business. Trade receivables are recognised/measured initially at transaction price that is unconditional unless they contain significant financing components.

NOTES

to the Standalone Financial Statements for the Year ended March 31, 2024

(All amounts in ₹ Lakhs, unless otherwise stated)

Financial liabilities

a) Measurement:

Financial liabilities are initially recognised at fair value, reduced by transaction costs (in case of financial liability not at fair value through profit or loss), that are directly attributable to the issue of financial liability. After initial recognition, financial liabilities are measured at amortised cost using effective interest method. The effective interest rate is the rate that exactly discounts estimated future cash outflow (including all fees paid, transaction cost, and other premiums or discounts) through the expected life of the financial liability, or, where appropriate, a shorter period, to the net carrying amount on initial recognition. At the time of initial recognition, there is no financial liability irrevocably designated as measured at fair value through profit or loss. Liabilities from finance lease agreements are measured at the lower of fair value of the leased asset or present value of minimum lease payments.

b) Derecognition:

A financial liability is derecognised when the obligation under the liability is discharged or cancelled or expires. When an existing financial liability is replaced by another from the same lender on substantially different terms, or the terms of an existing liability are substantially modified, such an exchange or modification is treated as the de-recognition of the original liability and the recognition of a new liability. The difference in the respective carrying amounts is recognised in the standalone statement of profit or loss.

c) Borrowings:

Borrowings are initially recognised at fair value, net of transaction costs incurred. Borrowings are subsequently measured at amortised cost. Any difference between the proceeds (net of transaction costs) and the redemption amount is recognised in profit or loss over the period of the borrowings using the effective interest method. Fees paid on the establishment of loan facilities are recognised as transaction costs of the loan to the extent that it is probable that some or all of the facility will be drawn down. In this case, the fee is deferred until the draw down occurs. To the extent there is no evidence that it

is probable that some or all of the facility will be drawn down, the fee is capitalised as a prepayment for liquidity services and amortised over the period of the facility to which it relates.

Borrowings are removed from the balance sheet when the obligation specified in the contract is discharged, cancelled or expired. The difference between the carrying amount of a financial liability that has been extinguished or transferred to another party and the consideration paid, including any non-cash assets transferred or liabilities assumed, is recognised in standalone Statement of profit and loss.

Where the terms of a financial liability are renegotiated and the entity issues equity instruments to a creditor to extinguish all or part of the liability (debt for equity swap), a gain or loss is recognised in profit or loss, which is measured as the difference between the carrying amount of the financial liability and the fair value of the equity instruments issued.

Borrowings are classified as current liabilities unless the Company has unconditional right to defer settlement of the liability for at least 12 months after the reporting period. Where there is a breach of a material provision of a long-term arrangement on or before the end of the reporting period with the effect that the liability becomes payable on demand on the reporting date, the entity does not classify the liability as current, if the lender agreed, after the reporting period and before the approval of the standalone financial statements for issue, not to demand payment as consequence of the breach.

d) Trade and other payables:

These amounts represent liabilities for goods and services provided to the company prior to the end of financial year which are unpaid. The amounts are unsecured and are usually paid within 30-90 days of recognition. Trade and other payables are presented as current liabilities unless payment is not due within 12 months after the reporting period. They are recognised initially at their fair value and subsequently measured at amortised cost using the effective interest method.



NOTES

to the Standalone Financial Statements for the Year ended March 31, 2024

(All amounts in ₹ Lakhs, unless otherwise stated)

f) Offsetting financial instruments

Financial assets and liabilities are offset and the net amount is reported in the balance sheet where there is a legally enforceable right to offset the recognised amounts and there is an intention to settle on a net basis or realize the asset and settle the liability simultaneously. The legally enforceable right must not be contingent on future events and must be enforceable in the normal course of business and in the event of default, insolvency or bankruptcy of the Company or the counterparty.

1.20 Segment Reporting

Operating segments are reported in a manner consistent with the internal reporting provided to the chief operating decision maker. The Managing Director, who has been identified as the chief operating decision maker, assesses the financial performance and position of the Company and makes strategic decisions. Refer Note 48 for the segment information presented.

1.21 Rounding of amounts

All amounts disclosed in the standalone financial statements and notes have been rounded off to the nearest lakhs with two decimal as per the requirement of Schedule III, unless otherwise stated.

Note 2: Material accounting assumptions, estimates and judgements

The preparation of standalone financial statements requires the use of accounting estimates which, by definition, will seldom equal the actual results. Management also needs to exercise assumptions, estimates and judgements in applying the Company's accounting policies. This note provides an overview of the areas that involved a higher degree of judgement or complexity, and of items which are more likely to be materially adjusted due to estimates and assumptions turning out to be different than those originally assessed. Detailed information about each of these estimates and judgements is included in relevant notes together with information about the basis of calculation for each affected line item in the standalone financial statements. Accounting estimates could change from period to period.

a) Estimation of current tax expense and deferred income tax

The calculation of the Company's tax charge necessarily involves a degree of estimation and judgement in respect of certain items whose tax

treatment cannot be finally determined until resolution has been reached with the relevant tax authority or, as appropriate, through a formal legal process. The final resolution of some of these items may give rise to material profits/losses and/or cash flows. Significant judgments are involved in determining the provision for income taxes, including amount expected to be paid/recovered for uncertain tax positions (Refer Note 36).

The recognition of deferred income tax assets (including MAT Credit)/ liabilities is based upon management's assessment of future taxable profits for recoverability of the deferred benefit. Expected recoverability may result from sufficient and suitable taxable profits in the future, planned transactions and planned tax optimizing measures. To determine the future taxable profits, reference is made to the latest available profit forecasts.

b) Estimation of Provisions and Contingent Liabilities.

The Company exercises judgement in measuring and recognizing provisions and the exposures to contingent liabilities which is related to pending litigation or other outstanding claims. Judgement is necessary in assessing the likelihood that a pending claim will succeed, or a liability will arise, and to quantify the possible range of the financial settlement. Because of the inherent uncertainty in this evaluation process, actual liability may be different from the originally estimated as provision (Refer Note 40).

c) Estimated useful life of Property, Plant and Equipment

Property, Plant and Equipment represent a significant proportion of the asset base of the Company. The charge in respect of periodic depreciation is derived after determining an estimate of an asset's expected useful life and the expected residual value at the end of its life.

The useful lives and residual values of Company's assets are determined by management at the time the asset is acquired and reviewed periodically, including at each financial year end. Internal and external factors such as changes in the expected level of usage, technological developments, product life cycle, relative efficiencies and operating costs may

NOTES

to the Standalone Financial Statements for the Year ended March 31, 2024

(All amounts in ₹ Lakhs, unless otherwise stated)

impact their life and the residual value of these assets. This reassessment may result in change in depreciation and amortization expense and have an impact on profit in future years.

For the relative size of the Company's property, plant and equipment and intangible assets (Refer Note 3 and 4).

d) Provision for inventories

The Company writes down inventories to net realisable value based on an estimate of the realisability of inventories. Write downs on inventories are recorded where events or changes in circumstances indicate that the carrying balances may not be realised. The identification of write-downs requires the use of estimates of net selling prices, age and quality/condition of downgraded materials/inventories. Where the expectation is different from the original estimate, such difference will impact the carrying value of inventories and write-downs of inventories in the periods in which such estimate has been changed.

Write-downs of inventories to net realisable value amounted to ₹ 391.91 lakhs (March 31, 2023:

₹ 318.91 lakhs). These were recognised as an expense during the year and included in 'changes in the inventories of work-in-progress and finished goods' in standalone statement of Profit and Loss.

e) Estimation of Defined Benefit Obligation

The present value of the defined benefit obligations depends on a number of factors that are determined on an actuarial basis using a number of assumptions. Significant judgements are required when setting these assumptions which include estimation of appropriate discount rate, inflation, salary growth, attrition

rates and mortality rates. Any changes in these assumptions will impact the carrying amount of such obligations. All assumptions are reviewed at each reporting date.

The Company determines the appropriate discount rate at the end of each year. This is the interest rate that is used to determine the present value of estimated future cash outflows expected to be required to settle the defined benefit obligations. In determining the appropriate discount rate, the Company considers the interest rates of government bonds of maturity approximating the terms of the related plan liability. Refer Note 32 for the details of the assumptions used in estimating the defined benefit obligation.

f) Estimation of impairment of non-current assets

Ind AS 36 requires that the Company assesses whether there is any indication of impairment to an asset or a cash generating unit and recoverability of potentially impaired assets. The indications come from interplay of various internal and external factors. Based on the indications/conditions which can be external or internal, impairment testing requires an estimate of value in use of the assets. The company applies the discounted cash flow method based on the continued use of the assets in the present condition for calculation of value in use. In considering the value in use, the management requires the use of estimates of, among other uncertain variables, capacity utilization, sales, cost of materials, operating margins, rate of growth, currency rate movements and discount rates of the underlying business/operations.

Any consequent changes to the cash flows due to changes in any of the above factors could impact the carrying value of the assets.



NOTES

to the Standalone Financial Statements for the Year ended March 31, 2024

(All amounts in ₹ Lakhs, unless otherwise stated)

NOTE 3A: PROPERTY, PLANT AND EQUIPMENT

Particulars	Freehold Land	Leasehold Improvements	Building	Plant & Machinery	Vehicles	Furniture and Fixtures	Equipments	Computers	Total	Capital work in progress
Year ended March 31, 2023										
Gross carrying amount										
Opening gross carrying amount	1,607.42	17.31	8,154.91	55,060.38	192.83	261.29	192.77	640.90	66,127.81	1,495.32
Additions	44.62	-	-	77.11	-	0.44	3.11	7.68	132.96	6,415.15
Disposals	-	-	(4.43)	(467.44)	-	(0.07)	(0.02)	-	(471.96)	-
Transfers from CWIP	-	-	843.53	3,871.11	-	-	5.90	93.47	4,814.01	(4,814.01)
Closing gross carrying amount	1,652.04	17.31	8,994.01	58,541.16	192.83	261.66	201.76	742.05	70,602.82	3,096.46
Accumulated depreciation										
Opening accumulated depreciation	-	16.27	1,508.91	19,568.01	90.15	114.77	148.09	452.89	21,899.09	-
Depreciation charge during the year	-	-	384.17	4,460.11	22.11	25.02	20.48	68.63	4,980.52	-
Disposals	-	-	(1.30)	(327.11)	-	(0.04)	(0.01)	-	(328.46)	-
Closing accumulated depreciation	-	16.27	1,891.78	23,701.01	112.26	139.75	168.56	521.52	26,551.15	-
Net carrying amount as at March 31, 2023	1,652.04	1.04	7,102.23	34,840.15	80.57	121.91	33.20	220.53	44,051.67	3,096.46
Year ended March 31, 2024										
Gross carrying amount										
Opening gross carrying amount	1,652.04	17.31	8,994.01	58,541.16	192.83	261.66	201.76	742.05	70,602.82	3,096.46
Additions	-	-	-	10.18	-	5.70	1.38	2.08	19.34	6,777.66
Disposals	(36.63)	-	-	(656.99)	-	-	(2.59)	(0.57)	(696.78)	(186.57)
Transfers from CWIP	-	-	265.55	7,298.03	-	56.20	4.39	38.06	7,662.23	(7,662.23)
Closing gross carrying amount	1,615.41	17.31	9,259.56	65,192.38	192.83	323.56	204.94	781.62	77,587.61	2,025.32
Accumulated depreciation										
Opening accumulated depreciation	-	16.27	1,891.78	23,701.01	112.26	139.75	168.56	521.52	26,551.15	-
Depreciation charge during the year	-	-	407.79	4,596.83	20.72	25.14	8.58	73.75	5,132.81	-
Disposals	-	-	-	(269.69)	-	-	(2.55)	(0.55)	(272.79)	-
Closing accumulated depreciation	-	16.27	2,299.57	28,028.15	132.98	164.89	174.59	594.72	31,411.17	-
Net carrying amount as at March 31, 2024	1,615.41	1.04	6,959.99	37,164.23	59.85	158.67	30.35	186.90	46,176.44	2,025.32

Notes:

- (i) Refer to Note 19 for information on property, plant and equipment hypothecated / pledged as security by the Company.
- (ii) Contractual obligations : Refer to Note 41 for disclosure of contractual commitments for acquisition of property, plant and equipment.
- (iii) Borrowing costs allocated to fixed assets / capital work in progress is ₹ 48.58 lakhs (March 31, 2023 : ₹ 40.83 lakhs) (Refer note 35).
- (iv) Capital work-in-progress - Capital work-in-progress mainly comprises of new plant and machinery for spinning and texturing process, being installed/constructed in India.

NOTES

to the Standalone Financial Statements for the Year ended March 31, 2024

(All amounts in ₹ Lakhs, unless otherwise stated)

NOTE 3a (i) CAPITAL WORK IN PROGRESS (CWIP)**(A) AGEING OF CWIP:**

Projects in progress	Amounts in capital work-in-progress for				
	Less than one year	1 – 2 years	2 – 3 years	More than 3 years	Total
March 31, 2024	1,852.81	172.51	-	-	2,025.32
March 31, 2023	2,882.63	213.83	-	-	3096.46

NOTE 3a (ii) COMPLETION SCHEDULE FOR CAPITAL WORK-IN-PROGRESS WHOSE COMPLETION IS OVERDUE :

Projects in progress	To be Completed in				
	Less than one year	1 – 2 years	2 – 3 years	More than 3 years	Total
March 31, 2024	112.44	-	-	-	112.44
March 31, 2023	-	-	-	-	-

NOTE 3a (iii) TITLE DEEDS OF IMMOVABLE PROPERTY NOT IN THE NAME OF THE COMPANY

Particulars	Description of item of property	Gross carrying value	Title deeds held in the name of	Whether title deed holder is a promoter, director or relative of promoter/ director or employee of promoter/ director	Property held since which date	Reason for not being held in the name of the company
Building	Building - Residential flats - Flat No. C-4-18 to C-4-23 (6 flats) at Vardhman Co-op. Hsg Soc.Ltd. Survey No. 91, Village Lavachha Tal. Pardi.	14.85	Original title deeds not traceable	No	30-Sep-98	Original title deeds not traceable



NOTES

to the Standalone Financial Statements for the Year ended March 31, 2024

(All amounts in ₹ Lakhs, unless otherwise stated)

Note 3(b): LEASES

This note provides information for leases where the Company is a lessee.

The Company leases various offices, warehouses and vehicles etc. Rental contracts are typically made for fixed periods of 6 months to 5 years, but may have extension options as described in (ii) below.

(i) Amounts recognised in balance sheet

The balance sheet shows the following amounts relating to leases:

Particulars	As at March 31, 2024	As at March 31, 2023
Right-of-use assets		
Buildings	1,821.71	730.88
Vehicles	-	-
Total	1,821.71	730.88

Particulars	As at March 31, 2024	As at March 31, 2023
Lease Liabilities		
Current	576.94	602.84
Non-current	1,226.75	171.18
Total	1,803.69	774.02

Additions to the right-of-use assets during the current financial year were ₹ 1,694.43 lakhs (March 31, 2023: ₹ 67.38 lakhs).

(ii) Amounts recognised in the statement of profit and loss

The statement of profit or loss shows the following amounts relating to leases:

Particulars	Note No	As at March 31, 2024	As at March 31, 2023
Depreciation charge of right-of-use assets			
Buildings	33	653.56	656.50
Vehicles	33	-	2.36
Total		653.56	658.86

Particulars	Note No	As at March 31, 2024	As at March 31, 2023
Interest expense (included in finance costs)	35	64.89	107.23
Expense relating to short-term leases (included in other expenses)	34	37.26	18.00
Total		102.15	125.23

The total cash outflow for leases for the year ended March 31, 2024 was ₹ 663.92 lakhs (March 31, 2023: ₹ 615.28 lakhs).

The majority of extension and termination options held are exercisable only by the Company and not by the respective lessor.

The lease liability is remeasured during the year ended March 31, 2023 due to decrease in scope of lease. Due to this, the carrying amount of the right-of-use assets is decreased to reflect the partial termination of lease resulting in a gain of ₹ 7.10 lakhs.

NOTES

to the Standalone Financial Statements for the Year ended March 31, 2024

(All amounts in ₹ Lakhs, unless otherwise stated)

Note 4: INTANGIBLE ASSETS

Particulars	Computer Software
Year ended March 31, 2023	
Gross carrying amount	
Opening	137.25
Additions during the year	-
Disposals during the year	-
Closing gross carrying amount	137.25
Accumulated amortisation	
Opening	105.43
Charge during the year	12.49
Amortisation on disposals	-
Closing accumulated amortisation	117.92
Net carrying amount as at March 31, 2023	19.33
Year ended March 31, 2024	
Gross carrying amount	
Opening	137.25
Additions during the year	-
Disposals during the year	-
Closing gross carrying amount	137.25
Accumulated amortisation	
Opening	117.92
Charge during the year	5.09
Amortisation on disposals	-
Closing accumulated amortisation	123.01
Net carrying amount as at March 31, 2024	14.24

NOTE 5: NON-CURRENT INVESTMENTS

Particulars	As at March 31, 2024	As at March 31, 2023
Unquoted (Investment in subsidiary) 10,000 equity shares of face value of ₹ 10 each (March 31, 2023 :10,000 equity shares) - AYM Textiles Private Limited	1.00	1.00
Total	1.00	1.00

NOTE 6: LOANS- NON-CURRENT

Particulars	As at March 31, 2024	As at March 31, 2023
Loans to employees	44.16	56.58
Total	44.16	56.58

NOTE 7: NON-CURRENT FINANCIAL ASSETS - OTHERS

Particulars	As at March 31, 2024	As at March 31, 2023
Security deposits	31.33	193.00
Margin Money Deposits with banks with maturity period of more than 12 months	675.10	106.36
Total	706.43	299.36



NOTES

to the Standalone Financial Statements for the Year ended March 31, 2024

(All amounts in ₹ Lakhs, unless otherwise stated)

NOTE 8: INCOME TAX ASSETS (NET)

Particulars	As at March 31, 2024	As at March 31, 2023
Income tax assets	180.37	108.64
Add : Taxes Paid (net of refund)	4.68	259.08
MAT utilised	-	248.24
Less : Provision for current tax	(22.22)	(435.59)
Total	162.83	180.37

The above asset are net of provision for tax ₹ 4,179.46 lakhs (March 31, 2023 : ₹ 4,157.24 lakhs)

NOTE 9: DEFERRED TAX ASSETS (NET)

Particulars	As at March 31, 2024	As at March 31, 2023
Deferred tax assets		
Unabsorbed tax losses - depreciation	348.40	-
Defined benefit obligation	401.30	377.07
Provision for doubtful debts	50.60	21.85
MAT credit entitlement*	5,848.14	5,825.92
Lease liabilities	630.28	270.47
Others including expenses allowable on payment basis	383.35	408.55
	7,662.07	6,903.86
Deferred tax liabilities		
Depreciation	4,933.45	4,652.64
Right-of-use assets	636.58	255.40
	5,570.03	4,908.04
Net deferred tax assets	2,092.04	1,995.82

Note:

*In assessing the realisability of deferred tax on MAT credit entitlement, the Company considers the extent to which it is probable that the credit will be realised. Entitlement of MAT credit is recognised to the extent there is convincing evidence that the Company will be able to utilise the said credit against normal tax payable during the period of fifteen years succeeding the year of filing of return of Income tax. The Company considers the expected projected future taxable income and tax planning strategies in making this assessment. Based on this, the Company believes that it is probable that it will realise the benefits of this MAT credit entitlement.

MOVEMENT IN DEFERRED TAX ASSETS AND DEFERRED TAX LIABILITIES

	Deferred tax assets				Deferred tax liabilities			Net deferred tax assets
	Unabsorbed tax losses-depreciation	MAT credit entitlement	Defined benefit obligation	Provision	Lease liabilities	Depreciation	Right-of-use assets	
As at April 1, 2022	-	6,074.16	430.73	451.52	575.10	4,763.83	572.13	2,195.55
Charged / credited								
- to statement of Profit & Loss	-	-	(13.41)	(21.12)	(304.63)	(111.19)	(316.73)	88.76
- to other comprehensive income	-	-	(40.25)	-	-	-	-	(248.24)
- MAT credit utilisation#	-	(248.24)	-	-	-	-	-	(40.25)
At March 31, 2023	-	5,825.92	377.07	430.40	270.47	4,652.64	255.40	1,995.82
As at April 1, 2023	-	5,825.92	377.07	430.40	270.47	4,652.64	255.40	1,995.82
Charged/credited:								
- to statement of profit or loss	348.40	-	22.49	3.55	359.81	280.81	381.18	72.26
- to other comprehensive income	-	-	1.74	-	-	-	-	1.74
- MAT credit	-	22.22	-	-	-	-	-	22.22
At March 31, 2024	348.40	5,848.14	401.30	433.95	630.28	4,933.45	636.58	2,092.04

Utilisation of deferred tax assets on carry forward MAT credit is towards current tax payable and hence not routed through the Statement of Profit and Loss.

NOTES

to the Standalone Financial Statements for the Year ended March 31, 2024

(All amounts in ₹ Lakhs, unless otherwise stated)

NOTE 10 : OTHER NON-CURRENT ASSETS

Particulars	As at March 31, 2024	As at March 31, 2023
Capital advances	216.27	465.11
Prepaid expenses / prepayments	46.38	18.47
Balances with government authorities	98.72	85.33
Total	361.37	568.91

NOTE 11 : INVENTORIES

Particulars	As at March 31, 2024	As at March 31, 2023
Raw Materials		
-In stock	5,489.08	3,877.56
-In transit	4,249.03	4,078.95
Goods-in-process	1,852.39	2,363.58
Finished goods		
-In stock	4,628.71	4,811.45
-In transit	2,472.15	2,731.47
Consumables, packing materials, stores and spares	2,770.41	2,077.25
Total	21,461.77	19,940.26

Refer Note 1.8 and Note 2 (d) for basis of valuation and provision.

NOTE 12 : TRADE RECEIVABLES - UNSECURED

Particulars	As at March 31, 2024	As at March 31, 2023
Current Trade receivables from contracts billed with:		
Related parties (Refer Note 47)	300.63	209.99
Others	12,127.62	10,257.29
Less: Loss allowance	(144.79)	(62.53)
Total	12,283.46	10,404.75

AGEING OF TRADE RECEIVABLES : AS AT MARCH 31, 2024

Particulars	Not Due	Outstanding for following periods from the due date					Total
		Less than 6 Months	6 months - 1 years	1-2 years	2-3 years	More than 3 years	
Undisputed trade receivables							
considered good	10,577.28	1,663.47	42.71	-	-	-	12,283.46
which have significant increase in credit risk	-	68.49	-	-	-	-	68.49
credit impaired	-	10.25	19.81	41.65	4.59	-	76.30
Less: Loss allowance	-	(78.74)	(19.81)	(41.65)	(4.59)	-	(144.79)
Total	10,577.28	1,663.47	42.71	-	-	-	12,283.46



NOTES

to the Standalone Financial Statements for the Year ended March 31, 2024

(All amounts in ₹ Lakhs, unless otherwise stated)

AGEING OF TRADE RECEIVABLES : AS AT MARCH 31, 2023

Particulars	Not Due	Outstanding for following periods from the due date					Total
		Less than 6 Months	6 months - 1 years	1-2 years	2-3 years	More than 3 years	
Undisputed trade receivables							
considered good	7,966.32	2,400.39	38.04	-	-	-	10,404.75
which have significant increase in credit risk	-	-	-	-	-	-	-
credit impaired	-	23.83	17.30	16.81	4.59	-	62.53
Less: Loss allowance	-	(23.83)	(17.30)	(16.81)	(4.59)	-	(62.53)
Total	7,966.32	2,400.39	38.04	-	-	-	10,404.75

NOTE 13 : CASH AND CASH EQUIVALENTS

Particulars	As at March 31, 2024	As at March 31, 2023
Balance with Banks		
- in current accounts	344.38	779.61
- in EEFC account	333.64	107.47
Cash on hand	26.82	20.96
Total	704.84	908.04

NOTE 14 : BANK BALANCES OTHER THAN CASH AND CASH EQUIVALENTS

Particulars	As at March 31, 2024	As at March 31, 2023
Balance with Banks in		
- in margin money deposits with banks having maturity period upto twelve months (Refer Note below)	1,252.93	1,312.21
Total	1,252.93	1,312.21

Note:

- Above amount of fixed deposits includes amount of Rs 1.12 Cr (March 31, 2023 : 1.12 Cr) which is restricted against maturities and interest payments of borrowings.
- Fixed money deposits with banks having maturity period more than 12 months are disclosed under "Non-current financial assets - Other financial assets" (Refer Note 7)

NOTE 15 : LOANS

Particulars	As at March 31, 2024	As at March 31, 2023
Loans and advances to employees	68.60	52.61
Total	68.60	52.61

NOTE 16 : CURRENT FINANCIAL ASSETS - OTHERS

Particulars	As at March 31, 2024	As at March 31, 2023
Security deposits	181.03	34.56
Interest accrued on fixed deposits	30.11	19.35
Insurance claim receivable	2,563.24	-
Other receivables	226.43	99.55
Total	3,000.81	153.46

NOTES

to the Standalone Financial Statements for the Year ended March 31, 2024

(All amounts in ₹ Lakhs, unless otherwise stated)

NOTE 17 : OTHER CURRENT ASSETS

Particulars	As at March 31, 2024	As at March 31, 2023
Assets held for disposal	45.57	5.70
Advances to vendors (recoverable in cash or kind)	1,480.90	986.39
Advances to employee	14.11	-
Prepaid expenses/Prepayments	361.13	127.29
Balances with government authorities	8,102.23	6,866.54
Export benefits receivable	293.63	278.73
Technology upgradation fund subsidy receivable	391.31	391.31
Less: Loss allowance	(391.31)	(391.31)
Total	10,297.57	8,264.65

NOTE 18(A) : EQUITY SHARE CAPITAL

Particulars	As at March 31, 2024	As at March 31, 2023
Authorized equity share capital		
9,20,00,000 (March 31, 2023: 9,20,00,000) Equity Shares of ₹ 10/- each	9,200.00	9,200.00
2,80,00,000 (March 31, 2023: 2,80,00,000) Optionally Convertible Cumulative Preference Shares of ₹ 10/- each	2,800.00	2,800.00
	12,000.00	12,000.00
Issued, subscribed and fully paid up equity share capital		
50,631,274 (March 31, 2023: 50,353,314) Equity Shares of ₹ 10/- each fully paid up	5,063.13	5,035.33
Total	5,063.13	5,035.33

Movement in equity share capital	Number of equity shares	Amount
As at March 31, 2022	5,01,53,634	5,015.36
Add: Exercise of options - proceeds received	1,99,680	19.97
As at March 31, 2023	5,03,53,314	5,035.33
Add: Exercise of options - proceeds received	2,77,960	27.80
As at March 31, 2024	5,06,31,274	5,063.13

Terms/ rights attached to equity shares

The Company has only one class of equity shares having a par value of ₹10 per share. All issued shares rank pari-passu and have same voting rights per share. The Company declares and pays dividend in indian rupees.

In the event of liquidation of the Company, the holders of the equity shares will be entitled to receive remaining assets of the Company, after distribution of preferential amounts. The distribution will be in proportion to the number of equity shares held by the shareholders.

Equity shares held by holding company	As at March 31, 2024	As at March 31, 2023
Mandawewala Enterprises Limited	3,67,34,927	3,67,34,927

Details of shareholders holding more than 5% equity shares	As at March 31, 2024	As at March 31, 2023
Mandawewala Enterprises Limited	Number of equity shares	3,67,34,927
	Percentage of holding	72.55%
		72.95%

Details of shareholding of promoters	As at March 31, 2024			As at March 31, 2023		
	Number of Shares	Percentage of total number of shares	Percentage of change during the year	Number of Shares	Percentage of total number of shares	Percentage of change during the year
Mandawewala Enterprises Limited	3,67,34,927	72.55%	-0.40%	3,67,34,927	72.95%	-0.29%
RRM Family Trust	500,000	0.99%	-0.01%	500,000	0.99%	-0.01%



NOTES

to the Standalone Financial Statements for the Year ended March 31, 2024

(All amounts in ₹ Lakhs, unless otherwise stated)

NOTE 18 (B): OTHER EQUITY - RESERVES AND SURPLUS

Particulars	As at March 31, 2024	As at March 31, 2023
Capital reserve	2,664.93	2,664.93
Capital redemption reserve	293.36	293.36
Securities premium	7,287.26	7,159.85
General reserve	107.06	107.06
Share options outstanding account	305.05	303.89
Retained earnings	26,662.11	26,460.93
Total	37,319.77	36,990.02
Movement	As at March 31, 2024	As at March 31, 2023
- Capital reserve		
As per last balance sheet	2,664.93	2,664.93
Add/(less): Changes during the year	-	-
	2,664.93	2,664.93
- Capital redemption reserve		
As per last balance sheet	293.36	293.36
Add/(less): Changes during the year	-	-
	293.36	293.36
- Securities premium		
As per last balance sheet	7,159.85	7,056.59
Add: Exercise of options - proceeds received	127.41	103.26
	7,287.26	7,159.86
- General reserve		
As per last balance sheet	107.06	107.06
Add/ (Less): Changes during the year	-	-
	107.06	107.06
- Share options outstanding account		
As per last balance sheet	303.89	190.77
Add: Employee share based payment expense	128.57	216.38
Less: Employee stock options exercised	127.41	103.26
	305.05	303.89
- Retained earnings		
Opening balance	26,460.93	25,669.27
Restated Balance	26,460.93	25,669.27
Add/(Less):		
Net profit for the year	204.41	716.74
Item of other comprehensive income recognized directly in retained earnings		
- Remeasurement of post-employment benefit obligation, net of tax	(3.23)	74.92
	26,662.11	26,460.93

Nature and purpose of reserves

Capital reserve

Capital reserve represents capital surplus and is not available for distribution as dividend.

Securities premium reserve

Securities premium is used to record the premium received on issue of shares. The reserve is utilized in accordance with the provisions of the Companies Act, 2013.

Capital redemption reserve (CRR)

CRR is created on redemption of preference shares in accordance with the provisions of the Act.

Debenture redemption reserve (DRR)

DRR was created on issue of debentures in the earlier years. This has been transferred to General reserve as the debentures have been redeemed.

General reserve

General reserve represents appropriation of profits by the Company.

Share options outstanding account

The share options outstanding account is used to recognise the grant date fair value of options issued to employees under AYM Syntex Limited employee stock option plan.

Retained earnings

Retained earnings represent the accumulated undistributed earnings.

NOTES

to the Standalone Financial Statements for the Year ended March 31, 2024

(All amounts in ₹ Lakhs, unless otherwise stated)

NOTE 19 : NON-CURRENT BORROWINGS

Particulars	As at March 31, 2024	As at March 31, 2023
Secured		
Term loans from banks		
- Rupee loans	14,921.37	18,534.56
Unsecured, considered good		
Inter-corporate deposits from related parties (Refer Note 47)	2,400.00	2,400.00
Less: Current maturities of long-term debt (included in current borrowings)	(5,763.38)	(5,772.19)
Total	11,557.99	15,162.37

Note:

The rate of interest on the borrowings are in range of 8.20% to 11.50% p.a. (March 31, 2023 : 7.75% to 9.30% p.a.). The rupee term loans from banks are eligible for Central and State Government interest subsidies/rebates.

Net debt reconciliation

This section sets out an analysis of net debt and the movements in net debt for each of the periods presented.

Particulars	As at March 31, 2024	As at March 31, 2023
Cash and cash equivalents	704.84	908.04
Lease liabilities	(1,803.69)	(774.02)
Long term borrowings	(17,321.37)	(20,934.56)
Current borrowings *	(19,040.83)	(5,865.77)
Net debt	(37,461.05)	(26,666.31)

Particulars	Other assets		Liabilities from financial activities		Total	
	Cash and Cash equivalents		Lease Liabilities	Non Current borrowings		Current borrowings*
Net debt as at March 31, 2022	385.07		(1,645.76)	(18,965.72)	(8,356.94)	(28,583.35)
Cash flows (net)	522.97		615.28	(1,968.84)	2,491.17	1,660.58
New leases	-		(67.38)	-	-	(67.38)
Interest expense	-		(107.23)	(1,765.07)	(513.34)	(2,385.64)
Interest paid	-		107.23	1,765.07	513.34	2,385.64
Non-cash movements						
- Fair value adjustment	-		323.84	-	-	323.84
Net debt as at March 31, 2023	908.04		(774.02)	(20,934.56)	(5,865.77)	(26,666.31)
Cash flows (net)	(203.20)		663.92	3,556.56	(13,175.06)	(9,157.78)
New leases	-		(1,694.43)	-	-	(1,694.43)
Interest expense	-		(64.89)	1,755.12	1,033.25	2,723.48
Interest paid	-		64.89	(1,755.12)	(1,033.25)	(2,723.48)
Non-cash movements						
- Acquisitions/disposals	-		0.84	-	-	0.84
- Fair value adjustment	-		-	56.63	-	56.63
Net debt as at March 31, 2024	704.84		(1,803.69)	(17,321.37)	(19,040.83)	(37,461.05)

* Includes current maturities of long-term borrowings



NOTES

to the Standalone Financial Statements for the Year ended March 31, 2024

(All amounts in ₹ Lakhs, unless otherwise stated)

Particulars	Last installment due	Terms of Repayment	As at March 2024	As at March 2023
Rupee term loan is secured by 1st pari passu charge over the present and future fixed assets, all movable and immovable properties and 2nd pari passu charged over current assets of the Company	April-2024	Repayable in 28 quarterly installments commencing from Jan 2017	-	340.78
Rupee term loan is secured by 1st pari passu charge over the present and future fixed assets, all movable and immovable properties and 2nd pari passu charged over current assets of the Company	April-2024	Repayable in 28 quarterly installments commencing from Jan 2017	-	486.95
Rupee term loan is secured by 1st pari passu charge over the present and future fixed assets, all movable and immovable properties and 2nd pari passu charged over current assets of the Company	September - 2024	Repayable in 27 quarterly installments commencing from July 2017	149.53	448.58
Rupee term loan is secured by 1st pari passu charge over the present and future fixed assets, all movable and immovable properties and 2nd pari passu charged over current assets of the Company	January 2025	Repayable in 30 quarterly installments commencing from July 2017	403.31	771.03
Rupee term loan is secured by 1st pari passu charge over the present and future fixed assets, all movable and immovable properties and 2nd pari passu charged over current assets of the Company	April-2025	Repayable in 28 quarterly installments commencing from June 2018	395.69	851.32
Rupee term loan is secured by 1st pari passu charge over the present and future fixed assets, all movable and immovable properties and 2nd pari passu charged over current assets of the Company	April-2025	Repayable in 28 quarterly installments commencing from October 2018	206.31	528.84
Rupee term loan is secured by 1st pari passu charge over the present and future fixed assets, all movable and immovable properties and 2nd pari passu charged over current assets of the Company	July-2026	Repayable in 28 quarterly installments commencing from October 2018	1,168.75	1,558.94
Rupee term loan is secured by 1st pari passu charge over the present and future fixed assets, all movable and immovable properties and 2nd pari passu charged over current assets of the Company	June-2026	Repayable in 29 quarterly installments commencing from December 2019	3,232.98	4,383.15
Rupee working capital term loan is secured by 2nd pari passu charge over the present and future fixed assets, all movable and immovable properties and 2nd pari passu charged over current assets of the Company	February-26	Repayable in 48 Monthly installments commencing from March 2022.	445.59	678.13
Rupee working capital term loan is secured by 2nd pari passu charge over the present and future fixed assets, all movable and immovable properties and 2nd pari passu charged over current assets of the Company	February-26	Repayable in 48 Monthly installments commencing from April 2022.	1,188.33	1,808.33
Rupee working capital term loan is secured by 2nd pari passu charge over the present and future fixed assets, all movable and immovable properties and 2nd pari passu charged over current assets of the Company	March- 2026	Repayable in 48 Monthly installments commencing from April 2022.	149.93	225.00
Rupee term loan is secured by 1st pari passu charge over the present and future fixed assets, all movable and immovable properties of the Company	November - 2026	Repayable in 18 quarterly installments commencing from August 2022	1,376.84	1,932.40
Rupee term loan is secured by 1st pari passu charge over the entire fixed assets, and 2nd pari passu charge over the entire current asset of the Company	August- 2027	Repayable in 16 quarterly installments commencing from Nov 2023	2,187.50	2,488.96
Rupee term loan is secured by 1st pari passu charge over the present and future fixed assets, all movable and immovable properties and 2nd pari passu charge over the entire current asset of the Company	March- 2028	Repayable in 20 quarterly installments commencing from Jun 2023	2,410.31	2,032.15
Rupee working capital term loan is secured by 2nd pari passu charge over the present and future fixed assets, all movable, immovable properties and all current assets of the Company	March-2028	Repayable in 48 monthly installments commencing from April 2024	808.00	-
Rupee term loan is secured by 1st pari passu charge over the present and future fixed assets, all movable and immovable properties of the Company	September- 2031	Repayable in 24 quarterly installments commencing from September 2025	859.44	-
Total			14,982.51	18,534.56

NOTES

to the Standalone Financial Statements for the Year ended March 31, 2024

(All amounts in ₹ Lakhs, unless otherwise stated)

NOTE 20 : OTHER NON-CURRENT FINANCIAL LIABILITIES

Particulars	As at March 31, 2024	As at March 31, 2023
Creditors for capital purchases	-	242.28
Total	-	242.28

NOTE 21 : NON-CURRENT EMPLOYEE BENEFIT OBLIGATIONS

Particulars	As at March 31, 2024	As at March 31, 2023
Provision for gratuity (Refer Note 32)	773.40	742.27
Total	773.40	742.27

NOTE 22 : CURRENT FINANCIAL LIABILITIES - BORROWINGS

Particulars	As at March 31, 2024	As at March 31, 2023
Secured		
Working capital from banks		
- Rupee loans	7,404.73	5,560.51
- Foreign currency loans	415.00	-
Current maturities of long-term borrowings (Refer Note 19)	5,763.38	5,772.19
Unsecured		
Supplier finance arrangement (Refer Note ii)	4,978.24	-
Buyers' credit from banks	479.48	305.26
Total	19,040.83	11,637.96

Note:

- (i) The working capital loans, which includes cash credit and packing credit, are secured by hypothecation of raw material, stock-in-process, finished goods, semi finished goods, stores, spares and book debts and other current assets of the Company and equitable mortgage on entire property, plant and equipment.
- (ii) a. Repayable upto 180 days
b. Interest rate 9-10% p.a

NOTE 23 : TRADE PAYABLES

Particulars	As at March 31, 2024	As at March 31, 2023
Acceptances	15,686.99	11,721.69
Dues to micro, small and medium enterprises (Refer Note 43)	1,863.53	1,590.41
Dues to other	6,242.18	5,939.47
Total	23,792.70	19,251.57

For payables to Related parties (Refer Note 47)

AGEING OF TRADE PAYABLES: AS AT MARCH 31, 2024

Particulars	Not Due	Outstanding for following periods from the due date				Total
		Less than 1 year	1-2 years	2-3 years	More than 3 years	
Undisputed trade receivables						
Micro, small and medium enterprises	1,863.53	-	-	-	-	1,863.53
Others	18,231.61	3,608.87	48.93	39.76	-	21,929.17
Total	20,095.14	3,608.87	48.93	39.76	-	23792.70



NOTES

to the Standalone Financial Statements for the Year ended March 31, 2024

(All amounts in ₹ Lakhs, unless otherwise stated)

AGEING OF TRADE PAYABLES: AS AT MARCH 31, 2023

Particulars	Not Due	Outstanding for following periods from the due date				Total
		Less than 1 year	1-2 years	2-3 years	More than 3 years	
Undisputed trade receivables						
Micro, small and medium enterprises	1,590.41	-	-	-	-	1,590.41
Others	15,263.29	2,235.09	49.55	30.95	82.28	17,661.16
Total	16,853.70	2,235.09	49.55	30.95	82.28	19,251.57

NOTE 24 : OTHER CURRENT FINANCIAL LIABILITIES

Particulars	As at March 31, 2024	As at March 31, 2023
Interest accrued but not due	58.94	116.20
Creditors for capital purchases	1,673.28	664.32
Security deposits	203.75	166.20
Total	1,935.97	946.72

NOTE 25 : CURRENT EMPLOYEE BENEFIT OBLIGATIONS

Particulars	As at March 31, 2024	As at March 31, 2023
Provision for gratuity (Refer Note 32)	125.90	80.64
Provision for compensated absences (Refer Note 32)	254.09	256.17
Employee benefit payables	188.72	198.51
Total	568.71	535.32

Note:

The entire amount of the provision of ₹ 254.09 lakhs (31 March 2023 – ₹ 256.17 lakhs) is presented as current, since the Company does not have an unconditional right to defer settlement for any of these obligations. However, based on past experience, the Company does not expect all employees to avail the full balance of accrued leave or require payment for such leave within the next 12 months.

NOTE 26 : INCOME TAX LIABILITIES (NET)

Particulars	As at March 31, 2024	As at March 31, 2023
Opening balance	3.32	581.61
Add : Provision for Current Tax	-	-
Less : Paid during the year	-	(578.29)
Closing Balance	3.32	3.32

The above liabilities are net of advance taxes paid of ₹ 426.94 lakhs, (March 31, 2023 : ₹ 426.94 lakhs). (Refer Note 36)

NOTE 27 : OTHER CURRENT LIABILITIES

Particulars	As at March 31, 2024	As at March 31, 2023
Contact Liabilities	446.64	543.46
Statutory dues	169.37	171.25
Deferred capital subsidy	-	0.47
Total	616.01	715.18

Revenue recognised that was included in the contract liability balance at the beginning of the period is ₹ 543.46 lakhs (March 31, 2023 ₹ 549.75 lakhs)

NOTES

to the Standalone Financial Statements for the Year ended March 31, 2024

(All amounts in ₹ Lakhs, unless otherwise stated)

NOTE 28: REVENUE FROM OPERATIONS

Particulars	Year ended March 31, 2024	Year ended March 31, 2023
Revenue from contract with customers		
Sale of products	131,189.58	142,287.38
Sales of Services	277.48	343.00
Other Operating Revenue		
Insurance claim for business interruption (Refer Note 33A)	1,200.00	-
Sale of scrap	696.47	606.88
Export incentives (Refer Note 1.3)	2,452.86	2,540.96
Total	135,816.39	145,778.22

NOTE 29: OTHER INCOME

Particulars	Year ended March 31, 2024	Year ended March 31, 2023
Exchange difference (net)	63.88	359.32
Interest on:		
- Fixed deposits	105.81	59.53
- Others	75.07	161.87
Profit on sale Discarding of Property, Plant and equipment (Net)*	207.80	-
Insurance claim	36.09	11.43
Miscellaneous	203.38	194.70
Total	692.03	786.85

* Includes cwip written down of Rs 153.74 lakhs

NOTE 30: COST OF MATERIALS CONSUMED

Particulars	Year ended March 31, 2024	Year ended March 31, 2023
Raw material consumed		
Inventory at the beginning of the year	7,956.51	7,281.04
Add: Purchases	76,474.40	88,072.26
	84,430.91	95,353.30
Less: Inventory at the end of the year	9,738.11	7,956.51
Total	74,692.80	87,396.79

NOTE 31: CHANGES IN INVENTORIES OF FINISHED GOODS AND GOODS-IN-PROCESS

Particulars	Year ended March 31, 2024	Year ended March 31, 2023
Inventory at the end of the year		
Goods-in-process	1,852.39	2,363.58
Finished goods	7,100.86	7,542.92
	8,953.25	9,906.50
Less: Inventory at the beginning of the year		
Goods-in-process	2,363.58	1,795.73
Finished goods	7,542.92	7,918.06
	9,906.50	9,713.79
Total changes in inventories of finished goods and goods-in-process	953.25	(192.71)



NOTES

to the Standalone Financial Statements for the Year ended March 31, 2024

(All amounts in ₹ Lakhs, unless otherwise stated)

NOTE 32: EMPLOYEE BENEFITS EXPENSE

Particulars	Year ended March 31, 2024	Year ended March 31, 2023
Salaries, wages and allowances	6,461.88	5364.80
Share based payment expense (Refer note 49)	128.57	216.38
Managerial remuneration	219.04	223.46
Contribution to provident and other funds	325.98	355.56
Gratuity	158.07	169.48
Workmen and staff welfare expenses	288.36	218.30
Total	7,581.90	6547.98

*Provident fund contribution ₹ 13.38 lakhs (₹ 12.37 lakhs) and gratuity ₹ 1.41 lakhs (₹ 5.03 lakhs) are included in managerial remuneration.

Defined Contribution Plans	Year ended March 31, 2024	Year ended March 31, 2023
During the year, the Company has recognized the following amounts in the statement of Profit and Loss:		
Employers' Contribution to Provident Fund*	301.26	329.17
Employers' Contribution to Employees' State Insurance *	24.42	26.08
Employers' Contribution to Labour welfare fund*	0.30	0.31
Total	325.98	355.56

* Included in Contribution to Provident and Other Funds

Defined Benefit Plan

Contribution to Gratuity

The Company provides for every employee who is entitled to a benefit equivalent to fifteen days salary last drawn for each completed year of service in line with the Payment of Gratuity Act, 1972. The same is payable at the time of separation from the Company or retirement, whichever is earlier.

Risk exposure

These defined benefit plans expose the Company to actuarial risk such as longevity risks, interest rate risks, market (investment) risks.

Major Assumptions	Year ended March 31, 2024 % p.a.	Year ended March 31, 2023 % p.a.
Discount Rate	7.25	7.50
Salary Escalation Rate *	6.50	7.00
Rate of Employee Turnover:		
-Upto 30 years	6.00	4.00
-From 31 to 44 years	6.00	6.00
-Above 44 years	2.00	2.00
Mortality Rate During Employment	100% of IALM (2012-2014)	100% of IALM (2012-2014)

* The estimates for future salary increases considered takes into account the inflation, seniority, promotion and other relevant factors.

NOTES

to the Standalone Financial Statements for the Year ended March 31, 2024

(All amounts in ₹ Lakhs, unless otherwise stated)

Change in the Present Value of Obligation	Year ended March 31, 2024	Year ended March 31, 2023
Opening Present Value of Obligation	822.91	846.88
Current Service Cost	99.59	112.52
Interest Cost	59.89	61.99
Total amount recognized in profit or loss	159.48	174.51
Remeasurement		
(Gain)/Loss from change in demographic assumptions and experience adjustments	33.52	(26.24)
(Gain)/Loss from change in financial assumptions	(28.55)	(88.93)
Total amount recognized in other comprehensive income	4.97	(115.17)
Benefit/ Exgratia paid	88.06	83.31
Closing Present Value of Obligation	899.30	822.91

Amount recognized in the Balance sheet	Year ended March 31, 2024	Year ended March 31, 2023
Present value of Obligation	899.30	822.91
Funded Status [(Surplus/ (Deficit))]	(899.30)	(822.91)
Expense recognized in Statement of Profit and Loss	159.48	174.51
Expense recognized in Other comprehensive income	(4.97)	115.17
Net (liability)/ Asset Recognized in the Balance Sheet	(899.30)	(822.91)

Expenses Recognized in Profit and Loss	Year ended March 31, 2024	Year ended March 31, 2023
Current Service Cost	99.59	112.52
Interest Cost	59.89	61.99
Expenses recognized in statement of profit or loss*	159.48	174.51

* Included in Employee Benefits Expense

Expenses recognized in Other Comprehensive Income	Year ended March 31, 2024	Year ended March 31, 2023
Re-measurement (Refer Note b above)		
Actuarial (Gains)/Losses on Obligation For the year	4.97	(115.17)
Net (Income)/Expenses for the Period Recognized in OCI	4.97	(115.17)



NOTES

to the Standalone Financial Statements for the Year ended March 31, 2024

(All amounts in ₹ Lakhs, unless otherwise stated)

Sensitivity Analysis	Year ended March 31, 2024	Year ended March 31, 2023
Projected Benefit Obligation on Current Assumptions	899.30	822.91
Delta Effect of		
+0.5% Change in Rate of Discounting	(33.69)	(42.86)
-0.5% Change in Rate of Discounting	36.25	32.60
+0.5% Change in Rate of Salary	36.25	32.60
-0.5% Change in Rate of Salary	(34.11)	(31.31)
+0.5% Change in Rate of Employee Turnover	-	1.16
-0.5% Change in Rate of Employee Turnover	-	(1.23)

The above sensitivity analyses are based on a change in an assumption while holding all other assumptions constant. In practice, this is unlikely to occur, and changes in some of the assumptions may be correlated. When calculating the sensitivity of the defined benefit obligation to significant actuarial assumptions the same method (present value of the defined benefit obligation calculated with the projected unit credit method at the end of the reporting period) has been applied as when calculating the defined benefit liability recognized in the Balance Sheet.

The methods and types of assumptions used in preparing the sensitivity analysis did not change compared to the prior period.

Defined benefit liability and employer contributions

The Company considers that the contribution rates set at the last valuation date are sufficient to eliminate the deficit over the agreed period and that regular contributions, which are based on service costs, will not increase significantly.

The weighted average duration of the defined benefit obligation is 16.75 years (2023 -16.37 years). The expected maturity analysis of undiscounted gratuity is as follows:

	Less than a year	More than one year
As at March 31, 2024		
Defined benefit obligation (gratuity)	125.90	773.40
As at March 31, 2023		
Defined benefit obligation (gratuity)	80.64	742.27

Maturity Profile of Defined Benefit Obligation

Year	Amount
1-2 years	200.82
2-3 years	84.57
3-4 years	138.89
4-5 years	107.29
5-6 years	130.82

Other employee benefit

The liability for compensated absences as at year end is ₹ 254.09 lakhs (March 31, 2023: ₹ 256.17 lakhs)

NOTE 33: DEPRECIATION AND AMORTISATION EXPENSE

Particulars	Year ended March 31, 2024	Year ended March 31, 2023
Depreciation on property, plant and equipment (Refer Note 3a)	5,132.81	4,980.52
Depreciation of right-of-use assets (Refer Note 3b)	653.56	658.86
Amortization of intangible assets (Refer Note 4)	5.09	12.49
Total	5,791.46	5,651.87

NOTES

to the Standalone Financial Statements for the Year ended March 31, 2024

(All amounts in ₹ Lakhs, unless otherwise stated)

NOTE 33A: EXCEPTIONAL ITEMS

Particulars	Year ended March 31, 2024	Year ended March 31, 2023
Loss from fire	661.07	-
Total	661.07	-

On May 12, 2023, an incident of fire occurred in some of the manufacturing lines of one of the unit of the Company, located at Rakholi, Silvassa, U.T. Of Dadra & Nagar Haveli and Daman And Diu, India. It resulted in damage to certain property, plant, and equipment (PPE), inventory and caused temporary interruption in the business. The Company completed restoration of the damaged facilities and the plant has resumed normal production. The cost of repairs, restoration, loss of assets (inventory and PPE) and other related losses/expenses incurred during the year ended March 31, 2024 aggregating to Rs. 2,226 lakhs were recognised under 'Exceptional Items' in the Statement of Profit and Loss. Further, the above expenses were netted off for considering the impact of claim receivable amounting to Rs. 1,165 lakhs along with and an interim claim receipt of Rs. 400 lakhs, and the net amount of Rs. 661 lakhs is disclosed as 'Exceptional Item' in the Statement of Profit and Loss. The Company further received a communication from the insurance company for an interim claim of Rs. 1200 lakhs against the loss incurred towards business interruption, claim is accounted as operating income in the financial statements. The claims that are receivable are considered to be fully admissible based on assessment of the loss, the terms conditions of the insurance policies and communications from the insurance company and is presented under other financial assets.

NOTE 34: OTHER EXPENSES

Particulars	Year ended March 31, 2024	Year ended March 31, 2023
Consumption of stores and spares	3,941.92	3,606.65
Packing materials	4,411.86	4,488.71
Dyes and chemicals	4,950.99	4,219.33
Power, fuel and water	10,587.96	10,374.64
Contract labour charges	4,997.07	4,433.65
Repairs and maintenance:		
-Buildings	279.45	162.85
-Property, plant and equipment	687.34	581.84
-Others	297.33	244.30
Rent	37.26	18.00
Rates and taxes	56.48	45.93
Insurance	371.16	328.27
Directors sitting fees	15.24	14.49
Printing and stationery	34.71	33.50
Travelling and conveyance expenses	548.27	479.08
Legal and professional charges	1,011.62	825.89
Payment to auditors [Refer Note (a) below]	31.42	32.80
Communication charges	19.19	38.69
Vehicle expenses	63.06	63.18
Loss on sale/discarding of property, plant and equipment (net)	-	110.65
Freight and forwarding expenses	7,186.76	9,164.23
Brokerage and commission	1,672.79	2,004.68
Donations	5.32	5.11
Corporate social responsibility expenditure (Refer Note:51)	71.85	72.41
Miscellaneous expenses	1,214.23	1,149.28
Total	42,493.28	42,498.16
Note (a) Payment to auditors for:		
As auditor:		
-Audit fees	27.00	29.00
-Tax audit	2.25	2.25
In other capacities:		
-Certifications	1.15	1.15
-Reimbursement of expenses	1.02	0.40
Total	31.42	32.80



NOTES

to the Standalone Financial Statements for the Year ended March 31, 2024

(All amounts in ₹ Lakhs, unless otherwise stated)

NOTE 35: FINANCE COSTS

Particulars	Year ended March 31, 2024	Year ended March 31, 2023
Interest and finance charges on financial and lease liabilities		
- Long term borrowings	1,755.12	1,765.07
- Short term borrowings	1,033.25	513.34
- Others	240.95	252.03
Bank and other financial charges	1,173.19	1,068.97
Total	4,202.51	3,599.41

Note: Total borrowing costs is ₹ 4251.09 (March 31, 2023 : ₹ 3640.24 lakhs) out of which, ₹ 48.58 lakhs (March 31, 2023 : ₹ 40.83 lakhs) allocated to fixed assets / capital work in progress.

NOTE 36: INCOME TAX EXPENSE

a) This note provides an analysis of the Company's income tax expense, show amounts that are recognised directly in equity and how the tax expense is affected by non-assessable and non-deductible items. It also explains significant estimates made in relation to the Company's tax positions.

i) Income tax related to items recognised directly in profit or loss of the Statement of Profit and Loss

Particulars	As at March 31, 2024	As at March 31, 2023
Current tax		
Current tax on profits for the year	22.22	435.59
(A)	22.22	435.59
Deferred tax		
Decrease/(increase) in deferred tax assets# (Refer Note 9)	(756.47)	339.16
(Decrease)/increase in deferred tax liabilities	661.99	(427.92)
(B)	(94.48)	(88.76)
Income tax expense charged to profit or loss (C) = (A) + (B)	(72.26)	346.83

ii) Deferred tax related to items recognized in other comprehensive income (OCI)

Particulars	As at March 31, 2024	As at March 31, 2023
Deferred tax on remeasurement gains/(losses) on defined benefit plan	(1.74)	40.25
Deferred tax credited to other comprehensive income	(1.74)	40.25

b) The reconciliation of estimated income tax expense at the Indian statutory income tax rate to the income tax expenses reported in statement of profit and loss is as follows:

Particulars	As at March 31, 2024	As at March 31, 2023
Profit before income tax	132.15	1,063.57
Tax at the Indian tax rate of 34.94% (March 31, 2023: 34.94%)	46.18	371.65
Expected tax expense at the enacted tax rate in India		
Tax effect of adjustments to reconcile expected income tax expense to reported income tax expense:		
1) Non-deductible expenses		
CSR expenditure and donations	29.14	27.09
Other items	0.90	4.49
2) Tax benefit items		
Other items	-	(7.81)
3) Incomes exempt from tax	(148.48)	-
4) Re-measurement of Deferred tax assets / liabilities	-	(48.59)
Income tax expense charged to the statement of profit and loss	(72.26)	346.83

NOTES

to the Standalone Financial Statements for the Year ended March 31, 2024

(All amounts in ₹ Lakhs, unless otherwise stated)

NOTE 37: FAIR VALUE MEASUREMENTS

Financial instruments by category:

Financial assets	Note	As at March 31, 2024		As at March 31, 2023	
		Amortised cost	FVTPL	Amortised cost	FVTPL
Trade receivables	12	12,283.46	-	10,404.75	-
Margin money deposits with banks	14	1,252.93	-	1,312.21	-
Cash and cash equivalents	13	704.84	-	908.04	-
Bank balances other than cash and cash equivalents above	7	675.10	-	106.36	-
Security deposits	7, 16	212.36	-	227.56	-
Loans	6, 15	112.76	-	109.19	-
Insurance claim receivable	16	2,563.24	-	-	-
Investment in Subsidiary	5	-	1.00	-	1.00
Interest accrued on fixed deposits	16	30.11	-	19.35	-
Other receivable	16	226.43	-	99.55	-
Total financial assets		18,061.23	1.00	13187.01	1.00

Financial liabilities	Note	As at March 31, 2024		As at March 31, 2023	
		Amortised cost	FVTPL	Amortised cost	FVTPL
Borrowings	19, 22	30,598.82	-	26,800.33	-
Trade payables	23	23,792.70	-	19,251.57	-
Creditors for Capital Purchase	20, 24	1673.28	-	906.60	-
Interest accrued but not due	24	58.94	-	116.20	-
Security deposits received	24	203.75	-	166.20	-
Lease liabilities	3b	1,803.69	-	774.02	-
Total financial liabilities		58,131.18	-	48,014.92	-

Fair value hierarchy

The fair values of the financial assets and liabilities are included at the amount that would be received to sell an asset or paid to transfer a liability in an orderly transaction between market participants at the measurement date.

This section explains the judgements and estimates made in determining the fair values of the financial instruments that are (a) recognised and measured at fair value and (b) measured at amortised cost and for which fair values are disclosed in the financial statements. To provide an indication about the reliability of the inputs used in determining fair value, the Company has classified its financial instruments into three levels prescribed under the Ind AS. An explanation for each level is given below.

Level 1: Level 1 hierarchy includes financial instruments measured using quoted prices. This includes listed equity instruments, exchange traded funds and mutual funds that have quoted price. The fair value of all equity instruments which are traded in the stock exchanges is valued using the closing price as at the reporting period. The mutual funds are valued using the closing Net Assets Value (NAV), NAV represents the price at which, the issuer will issue further units and will redeem such units of mutual funds to and from the investors.

Level 2: The fair value of financial instruments that are not traded in an active market is determined using valuation techniques which maximise the use of observable market data and rely as little as possible on entity-specific estimates. If all significant inputs required to fair value an instrument are observable, the instrument is included in level 2. Instruments in the level 2 category for the Company include foreign exchange forward contracts.

Level 3: If one or more of the significant inputs is not based on observable market data, the instrument is included in this level.



NOTES

to the Standalone Financial Statements for the Year ended March 31, 2024

(All amounts in ₹ Lakhs, unless otherwise stated)

There are no internal transfers of financial assets and financial liabilities between Level 1, Level 2, Level 3 during the period. The Company's policy is to recognise transfers into and transfers out of fair value hierarchy level as at the end of the reporting period.

Financial assets and liabilities measured at amortised cost for which fair values are disclosed	As at March 31, 2024			As at March 31, 2023		
	Level 1	Level 2	Level 3	Level 1	Level 2	Level 3
Financial assets						
Margin money deposits with banks	-	-	1,252.93	-	-	1,312.21
Security deposits	-	-	212.36	-	-	227.56
Loans	-	-	112.76	-	-	109.19
Interest accrued margin money fixed deposits	-	-	30.11	-	-	19.35
Financial liabilities						
Borrowings	-	-	11,557.99	-	-	15,162.37
Interest accrued but not due	-	-	58.94	-	-	116.20
Security Deposits received	-	-	203.75	-	-	166.20

Financial assets and liabilities measured at amortised cost	As at March 31, 2024		As at March 31, 2023	
	Carrying Amount	Fair Value	Carrying Amount	Fair Value
Financial assets				
Security deposits	212.36	262.45	227.56	245.34

The carrying amounts of trade receivables, cash and cash equivalents, fixed deposit having maturity period upto 12 months and its interest accrued, export benefits receivable, current loans, current borrowings, trade payables and other financial liabilities are considered to be approximately same as their value, due to the short -term maturities of these financial assets/liabilities.

During the periods mentioned above, there have been no transfers amongst the levels of hierarchy.

Valuation techniques used to determine fair value:

Specific valuation techniques used to value financial instruments include:

- the use of quoted market prices or dealer quotes for similar instruments.
- the fair value of foreign exchange forward contracts is determined using forward exchange rates at the balance sheet date.
- the fair value of the remaining financial instruments is determined using discounted cash flow analysis

NOTES

to the Standalone Financial Statements for the Year ended March 31, 2024

(All amounts in ₹ Lakhs, unless otherwise stated)

NOTE 38: CAPITAL MANAGEMENT

Risk management

The Company's objectives when managing capital is to safeguard continuity, maintain a strong credit rating and healthy capital ratios in order to support its business and provide adequate return to shareholders through continuing growth. The Company's overall strategy remains unchanged from previous year.

The Company determines the amount of capital required on the basis of annual business and long-term operating plans which include capital and other strategic investments.

The funding requirements are met through a mixture of equity, internal fund generation and other long term borrowings. The Company's policy is to use short-term and long-term borrowings to meet anticipated funding requirements.

For the purpose of the Company's capital management, equity includes paid up capital, securities premium and other reserves. Net debt are long term, short term interest bearing debt and lease liabilities as reduced by balances with banks and cash and cash equivalents. The Company's strategy is to maintain a gearing ratio within 2:1.

The capital composition is as follows:

Particulars	As at March 31, 2024	As at March 31, 2023
Gross debt	32,402.51	27,574.35
Less: - Bank balances	1,928.03	1,418.57
Less: - Cash and cash equivalents	704.84	908.04
Net debt	29,769.64	25,247.74
Total equity	42,382.90	42,025.35
Total capital	72,152.54	67,273.09
Net debt to equity ratio	0.70	0.60

Loan covenants

Bank loan agreements contain certain debt covenants relating to limitation on indebtedness, debt-equity ratio, debt service coverage ratio and fixed assets coverage ratio.

The lower than mandated debt service coverage ratio has no implications on the cash flows as the Company complies with and satisfies all other conditions in the respective sanction of the banks.

NOTE 39: FINANCIAL RISK MANAGEMENT

The Company's activities are exposed to market risk, liquidity risk and credit risk which may adversely impact the fair value of its financial instruments. In order to minimise any adverse effects on the financial performance of the Company, derivative financial instruments, such as foreign exchange forward contracts are entered to hedge certain foreign currency risk exposures. Derivatives are used exclusively for hedging purpose and not as trading or speculative instruments.

Risk	Exposure arising from	Measurement	Management
Credit risk	Cash and cash equivalents, trade receivables, derivative financial instruments, financial assets measured at amortised cost.	Ageing analysis	Diversification of bank deposits, credit limits and letters of credit
Liquidity risk	Borrowings and other liabilities	Rolling cash flow forecasts	Availability of committed credit lines and borrowing facilities
Market risk - foreign exchange	Future commercial transactions Recognised financial assets and liabilities not denominated in Indian Rupee (₹)	Cash flow forecasting Sensitivity analysis	Forward Foreign Exchange Contracts
Market risk – interest rate	Long-term borrowings at variable rates	Sensitivity analysis	Availability of committed credit lines and borrowing facilities

The Company's risk management is carried out by a central treasury department under policies approved by the Board of Directors. Company's treasury team identifies, evaluates and hedges financial risks in close cooperation with the Company's respective department heads. The Board provides written principles for overall risk management, as well as policies covering specific areas, such as foreign exchange risk, interest rate risk, credit risk, use of derivative financial instruments, non derivative financial instruments and investment of excess liquidity.



NOTES

to the Standalone Financial Statements for the Year ended March 31, 2024

(All amounts in ₹ Lakhs, unless otherwise stated)

A. Credit risk

Credit risk is the risk that counterparty will not meet its obligation under a financial instrument or customer contract, leading to a financial loss. The Company is exposed to credit risk from its operating activities (primarily trade receivables) and from its financing activities, including deposits with banks, investments in mutual funds, foreign exchange transactions and other financial instruments. The credit risk encompasses both the direct risk of default and the risk of deterioration of credit worthiness as well as concentration risks. To manage this, the Company periodically assesses the financial reliability of counterparty, taking into account the financial condition, current economic trends, analysing the risk profile of the counterparty and the analysis of historical bad debts and ageing of accounts receivable etc. Individual risk limits are set accordingly.

The Company determines default by considering the business environment in which the Company operates and other macro-economic factors. The Company considers the probability of default upon initial recognition of asset and whether there has been a significant increase in credit risk on an ongoing basis throughout each reporting period. To assess whether there is a significant increase in credit risk the Company compares the risk of a default occurring on the asset as at the reporting date with the risk of default as at the date of initial recognition. It considers reasonable and supportive forwarding-looking information such as:

- i) Actual or expected significant adverse changes in business;
- ii) Actual or expected significant changes in the operating results of the counterparty;
- iii) Financial or economic conditions that are expected to cause a significant change to the counterparty's ability to meet its obligations;
- iv) Significant increase in credit risk on other financial instruments of the same counterparty;
- v) Significant changes in the value of the collateral supporting the obligation or in the quality of the third-party guarantees.

None of the financial instruments of the Company result in material concentration of credit risk. The carrying value of financial assets represent the maximum credit risk. Financial assets are written off when there is no reasonable expectation of recovery, such as a debtor failing to engage in a repayment plan with the Company.

i) Trade receivables

The Company extends credit to customers in normal course of business. The Company considers factors such as credit track record in the market and past dealings for extension of credit to customers. Credit risk is managed through credit approvals, establishing credit limits, payment track record, monitoring financial position of the customer and other relevant factors. Outstanding customer receivables are regularly monitored and reviewed.

The Company evaluates the concentration of risk with respect to trade receivables as limited, as its customers are located in several jurisdictions and industries and operate in largely independent markets. The exposure to customers is diversified and no substantial concentration of risk as no single customer contributes more than 10% of revenue and of the outstanding receivables. Sales made in domestic market predominantly are through agents appointed by the Company, the agents being del credere agents most of the credit risk emanating thereto is borne by agents and the Company's exposure to risk is limited to sales made to customers directly. In case of direct sale, the Company has a policy of dealing only with credit worthy counter parties. The credit risk related to such sales are mitigated by taking advance, security deposit, letter of credit, setting and monitoring internal limits on exposure to individual customers as and where considered necessary. An impairment analysis which includes assessment for indicators of impairment is performed at each reporting date on an individual basis for all major customers and provision for impairment taken. The allowance reduces the net carrying amount.

To measure the expected credit losses, trade receivables have been grouped based on shared credit risk characteristics. The expected loss rates for trade receivables has been computed based on reasonable approximation of the loss rates and past trend of outstanding debtors

NOTES

to the Standalone Financial Statements for the Year ended March 31, 2024

(All amounts in ₹ Lakhs, unless otherwise stated)

A. Trade receivables

Loss allowance as at 31 March 2024 and 31 March 2023 was determined as follows for trade receivables and contract assets under the simplified approach:

As at 31 March 2024	Not Due	0 - 30 days	31 - 60 Days	61 - 90 Days	91 - 180 Days	181-360 Days	Over 360 Days	Total
Gross carrying amount	10,577.28	1,288.40	317.38	52.30	84.13	62.52	46.24	12,428.25
Expected loss rate	0.00%	0.22%	0.97%	2.74%	3.46%	31.69%	100.00%	-
Expected credit losses	-	2.83	3.08	1.43	2.91	19.81	46.24	76.30
Significant increase in credit risk	-	68.49	-	-	-	-	-	68.49
Carrying amount (net of impairment)	10,577.28	1,217.08	314.30	50.87	81.22	42.71	-	12,283.46

As at 31 March 2023	Not Due	0 - 30 days	31 - 60 Days	61 - 90 Days	91 - 180 Days	181-360 Days	Over 360 Days	Total
Gross carrying amount	7,966.32	1,843.80	182.38	106.20	291.84	55.34	21.40	10,467.28
Expected loss rate	0.00%	0.30%	1.23%	3.24%	4.29%	31.25%	100.00%	-
Expected credit losses	-	5.62	2.24	3.44	12.53	17.30	21.40	62.53
Carrying amount (net of impairment)	7,966.32	1,838.18	180.14	102.76	279.31	38.04	-	10,404.75

Reconciliation of loss allowance provision of trade receivables :

Particulars	As at March 31, 2024	As at March 31, 2023
Loss allowance - opening	62.53	165.97
Increase in loss allowance recognised in profit or loss during the year	82.26	-
Receivables written off during the year as uncollectible	-	31.87
Unused amount reversed	-	71.57
Loss allowance - closing	144.79	62.53

ii) Financial Instruments and Cash Deposits

The Company maintains exposure in Cash and Cash equivalents and term deposits with banks. The same is done after considering factors such as track record, size of the institution, market reputation and service standards. Generally, the balances are maintained with the institutions from whom the Company has also availed borrowings. Individual risk limits are set for each counter party based on financial position, credit rating and past experience. Credit risk and concentration of exposure are actively monitored by the Company. None of the financial instruments of the Company result in material concentration of credit risk.

iii) The ageing analysis of the trade receivables (other than due from related parties) has been considered from the date the Invoice falls due.

Particulars	As at March 31, 2024	As at March 31, 2023
Not due	10,276.65	7,756.33
Up to 6 months	1,673.72	2,424.22
More than 6 months	177.25	76.74
Total	12,127.62	10,257.29



NOTES

to the Standalone Financial Statements for the Year ended March 31, 2024

(All amounts in ₹ Lakhs, unless otherwise stated)

B. Liquidity risk

Liquidity risk is defined as the risk that the Company will not be able to settle or meet its obligations, by delivering cash or other financial assets, on time or at a reasonable price. For the Company, liquidity risk arises from obligations on account of financial liabilities – borrowings, trade and other payables, derivative instruments and other financial liabilities.

The Company's approach to managing liquidity is to ensure, as far as possible, that it will always have sufficient liquidity to meet its liabilities when due, under both normal and stressed conditions, without incurring unacceptable losses or risking damage to the Company's reputation. The Company manages liquidity risk by maintaining adequate cash and drawable reserves, by continuously monitoring forecast and actual cash flows and matching the maturity profiles of the financial assets and liabilities. The Company regularly monitors liquidity position through rolling forecast based on estimated free cash flow generated from business. The Company invests its surplus funds in bank fixed deposits and liquid schemes of mutual funds, which carry no/negligible mark to market risks.

i) Financing arrangements

The Company had access to the following undrawn borrowing facilities at the end of the reporting period:

Particulars	As at March 31, 2024	As at March 31, 2023
Floating rate		
- Expiring within one year (Working capital and Term Loans)	2,967.00	7,443.99
- Expiring beyond one year (Term Loans)	5,640.56	-
Total	8,607.56	7,443.99

The working capital facilities may be drawn at any time and may be terminated by the bank without notice.

ii) Maturities of Financial liabilities

The tables below analyse the Company's financial liabilities into relevant maturity groupings based on their contractual maturities for:

- all non derivative financial liabilities, and
- net and gross settled derivative financial instruments for which the contractual maturities are essential for an understanding of the timing of the cash flows.

The amounts disclosed in the table are the contractual undiscounted cash flows:

As at March 31, 2024	Less than 1 year	Between 1 and 5 years	Beyond 5 years	Total
Maturities of non – derivative financial liabilities				
Long term borrowings	5,763.38	11,454.86	103.13	17,321.37
Short term borrowings	13,277.45	-	-	13,277.45
Interest accrued and not due	58.94	-	-	58.94
Lease liabilities	576.94	1,226.75	-	1,803.69
Trade payables	23,792.70	-	-	23,792.70
Other financial liabilities	1,877.03	-	-	1,877.03
Total	45,346.44	12,681.61	103.13	58,131.18

As at March 31, 2023	Less than 1 year	Between 1 and 5 years	Beyond 5 years	Total
Maturities of non – derivative financial liabilities				
Long term borrowings	5,772.19	15,162.37	-	20,934.56
Short term borrowings	5,865.77	-	-	5,865.77
Interest accrued and not due	116.20	-	-	116.20
Lease liabilities	602.84	171.18	-	774.02
Trade payables	19,251.57	-	-	19,251.57
Other financial liabilities	830.52	242.28	-	1,072.80
Total	32,439.09	15,575.83	-	48,014.92

NOTES

to the Standalone Financial Statements for the Year ended March 31, 2024

(All amounts in ₹ Lakhs, unless otherwise stated)

Market risk

Market risk is the risk that changes in market prices, such as foreign exchange rates, interest rates and equity or commodity prices will affect the Company's income/cash flows or the value of its holdings of financial instruments. The objective of market risk management is to manage and control market risk exposures within acceptable parameters, while optimising the return. The sensitivity analysis excludes the impact of movements in market variables on the carrying value of postemployment benefit obligations provisions and on the non-financial assets and liabilities. Financial instruments affected by market risk include receivables, loans and borrowings, advances, deposits, investments and derivative financial instruments. The sensitivity of the relevant profit and loss item is the effect of the assumed changes in respective market risks.

The Company's activities expose it to risks on account of changes in foreign currency exchange rates and interest rates.

The Company uses derivative financial instruments such as foreign exchange forward contracts of varying maturity depending upon the underlying contract as a risk management strategy to manage its exposures to foreign exchange fluctuations and interest rate.

Foreign currency risk

Currency risk is the risk that the fair value of a financial instrument or future cash flows fluctuate because of changes in market price of the functional currency. The Company is exposed to foreign exchange risk on their receivables, payables and foreign currency loans which are mainly held in the United State Dollar ("USD"), the Euro ("EUR"), British Pound ("GBP"), the Australian Dollar ("AUD"), the Swiss Franc ("CHF") and Japanese Yen ("JPY"). Consequently, the Company is exposed primarily to the risk that the exchange rate of the Indian Rupees ("₹") relative to the USD, the EUR, the CHF, and the CNY may change in a manner that has a material effect on the reported values of the Company's assets and liabilities that are denominated in these foreign currencies.

The Company evaluates exchange rate exposure arising from foreign currency transactions and follows established risk management policy wherein exposure is identified, a benchmark is set and monitored closely for suitable hedges, including minimising cross currency transactions, using natural hedge and the use of derivatives like foreign exchange forward contracts to hedge exposure to foreign currency risk.

The Company's exposure to foreign currency risk at the end of the reporting period are as under -

(₹ in lakhs)

Particulars	As at March 31, 2024						As at March 31, 2023					
	Foreign Currency exposure						Foreign Currency exposure					
	USD	EUR	GBP	JPY	AUD	CHF	USD	EUR	GBP	JPY	AUD	CHF
Financial assets												
- Trade receivables*	6,272.67	411.29	11.45	-	-	-	5,919.64	906.50	185.18	-	-	-
- Advance to Suppliers	641.39	264.38	0.11	43.54	-	-	578.20	17.18	-	47.18	-	-
- Capital advances	40.39	13.11	-	-	-	-	152.62	123.30	-	-	-	1.78
- Cash and cash equivalents	333.64	-	-	-	-	-	107.46	-	-	-	-	-
- Other financial assets	133.14	93.94	-	-	-	-	44.22	55.33	-	-	-	-
Net exposure to foreign currency risk (Assets)	7,421.23	782.72	11.56	43.54	-	-	6,802.14	1,102.31	185.18	47.18	-	1.78
Financial liabilities												
- Packing credit in foreign currency	415.00	-	-	-	-	-	-	-	-	-	-	-
- Buyers credit from banks	479.48	-	-	-	-	-	305.26	-	-	-	-	-
- Trade payables	7,408.44	53.24	5.97	-	-	-	5,233.49	130.49	10.03	-	16.73	-
- Creditors for Capital Purchases	-	1,105.44	-	-	-	16.93	-	491.67	-	-	-	-
- Advance from Customers	237.81	76.15	-	-	-	-	378.43	24.55	-	-	-	-
Net exposure to foreign currency risk (Liabilities)	8,540.73	1,234.83	5.97	-	-	16.93	5,917.18	646.71	10.03	-	16.73	-
Net open exposure	(1,119.50)	(452.11)	5.60	43.54	-	(16.93)	884.96	455.60	175.15	47.18	(16.73)	1.78

(₹ in lakhs)

* The net open exposure as at March 31, 2024 excludes reversal of sale under Ind AS of ₹ 1730.15 lakhs (₹ 2076.93 lakhs).



NOTES

to the Standalone Financial Statements for the Year ended March 31, 2024

(All amounts in ₹ Lakhs, unless otherwise stated)

Sensitivity to foreign currency risk

The following table demonstrates the foreign exchange sensitivity by assuming rates shift in the USD, EUR, CHF, GBP, JPY, AUD, CHF and other currencies with all other variables held constant. The impact below on the Company's profit/equity before considering tax impact is due to changes in the fair value of unhedged foreign currency monetary assets and liabilities at balance sheet date:

Currencies / Sensitivity	As at March 31, 2024		As at March 31, 2023	
	Increase by 5%	Decrease by 5%	Increase by 5%	Decrease by 5%
	Gain / (Loss)		(Loss) / Gain	
USD	(55.97)	55.97	44.25	(44.25)
EUR	(22.61)	22.61	22.78	(22.78)
GBP	0.28	(0.28)	8.76	(8.76)
JPY	2.18	(2.18)	2.36	(2.36)
AUD	-	-	(0.84)	0.84
CHF	(0.85)	0.85	0.09	(0.09)

II Interest rate risk

This refers to risk to the fair value or future cash flows of a financial instrument on account of movement in market interest rates.

For the Company, the interest risk arises mainly from debt obligations, both short term and long term with floating interest rates. Interest rate risk is measured by using the cash flow sensitivity for changes in variable interest rate.

III Cash flow and fair value interest rate risk

Interest rate risk is measured by using the cash flow sensitivity for changes in variable interest rate. The Company uses a mix of interest rate sensitive financial instruments to manage the liquidity and fund requirements for its day to day operations like vendor bill discounting, suppliers' and buyers' credit. The risk is managed by the Company by maintaining an appropriate mix between fixed and floating rate borrowings. As the Company does not have exposure to any floating interest bearing assets, its interest income and related cash flows are not affected by changes in the market interest rates.

a) Interest rate risk exposure:

Particulars	As at March 31, 2024	As at March 31, 2023
Variable rate borrowings	27,719.34	24,095.07
Fixed rate borrowings	2,879.48	2,705.26
Total borrowings	30,598.82	26,800.33

As at the end of the reporting period, the Company had the following variable rate borrowings

Particulars	As at March 31, 2024			As at March 31, 2023		
	Weighted average interest rate	Balance	% of total loans	Weighted average interest rate	Balance	% of total loans
Borrowings	9.61%	27,719.34	91%	9.21%	24,095.07	90%
Net exposure to cash flow interest rate risk		27,719.34			24,095.07	

NOTES

to the Standalone Financial Statements for the Year ended March 31, 2024

(All amounts in ₹ Lakhs, unless otherwise stated)

b) Interest rate Sensitivity

The following table illustrates the sensitivity of profit and equity before considering tax impact to a reasonably possible change in interest rate of 50 basis point increase or decrease. The calculations are based on the risk exposures outstanding at the balance sheet date.

Particulars	Impact on Profit	
	As at March 31, 2024	As at March 31, 2023
Interest rates - increase by 50basis points*	(138.60)	(120.48)
Interest rates - decrease by 50basis points*	138.60	120.48

*Holding all other variables constant including change in interest subsidy

NOTE 40: CONTINGENT LIABILITY DISCLOSURE

Particulars	As at March 31, 2024	As at March 31, 2023
Excise, GST, Customs and Service Tax Matters	484.12	1,100.21
Income Tax Matters	-	6.32
Claims against Company not acknowledged as debts	603.52	488.27

The Hon'ble Supreme Court of India, through a ruling in February 2019, provided interpretation on the components of salary on which the Company and its employees are to contribute towards provident fund under the Employee's Provident Fund Act. Based on the current evaluation, the Company believes it is not probable that certain components of salary paid by the Company will be subject to contribution towards provident fund due to the Supreme Court order. The Company will continue to monitor and evaluate its position based on future events and developments.

Notes:

- (a) It is not practicable for the Company to estimate the timing of cash outflows, if any, in respect of the above pending resolution of the respective proceedings.
- (b) The Company does not expect any reimbursements in respect of the above contingent liabilities.

Description of contingent liabilities:**Excise, GST, customs and service tax matters**

The Company has ongoing disputes with tax authorities mainly relating to availment of input tax credit on certain items and classification of finished goods.

Income tax matters

The Company has ongoing disputes with Income tax authorities relating to tax treatment of certain items. These mainly includes disallowed expenses, claimed by the Company as deductions.

Claims against Company not acknowledged as debts

Represent claims disputed by the Company wherein the Company has filed application for dismissal of the matters.



NOTES

to the Standalone Financial Statements for the Year ended March 31, 2024

(All amounts in ₹ Lakhs, unless otherwise stated)

NOTE 41: CAPITAL AND OTHER COMMITMENTS

Particulars	As at March 31, 2024	As at March 31, 2023
(a) Capital Commitments		
Estimated value of Contracts remaining to be executed (Net of Advances)	331.19	1,576.79
(b) Other Commitments		
Custom duty on pending export obligation against import under Advance License and EPCG scheme	1,434.94	475.79

NOTE 42: EARNINGS PER SHARE

Particulars	Year ended March 31, 2024	Year ended March 31, 2023
Profit after tax (A) (₹ in lakhs)	204.41	716.74
Weighted average number of equity shares outstanding during the year (B)	5,05,04,488	5,02,68,023
Weighted average number of equity shares for basic earning per share	5,05,04,488	5,02,68,023
Adjustments for dilluted earning per share - options	293,414	501,853
Weighted average number of equity shares for diluted earning per share (C)	5,07,97,902	5,07,69,876
Basic earnings per share (A)/(B)	0.40	1.43
Diluted earnings per share (A)/(C)	0.40	1.41
Nominal value of an equity share (₹)	10.00	10.00

NOTE 43: DISCLOSURE FOR MICRO, MEDIUM AND SMALL ENTERPRISES

Particulars	As at March 31, 2024	As at March 31, 2023
Principal amount due to suppliers registered under the MSMED Act and remaining unpaid as at year end	1,758.87	1,488.68
Interest due to suppliers registered under the MSMED Act and remaining unpaid as at year end	104.66	101.73
Principal amounts paid to suppliers registered under the MSMED Act, beyond the appointed day during the year	8,024.01	7,374.47
Interest paid, under Section 16 of MSMED Act, to suppliers registered under the MSMED Act, beyond the appointed day during the year	13.61	48.04
Interest paid, other than under Section 16 of MSMED Act, to suppliers registered under the MSMED Act, beyond the appointed day during the year	-	-
Amount of interest due and payable for the period of delay in making payment (which have been paid but beyond the appointed day during the year) but without adding the interest specified under the MSMED Act	-	-
Interest accrued and remaining unpaid at the end of each accounting year	-	-
Amount of further interest remaining due and payable even in the succeeding years, until such date when the interest dues above are actually paid to the small enterprise, for the purpose of disallowance of a deductible expenditure under section 23 of the MSMED Act	104.66	101.73

NOTE 44: DISCLOSURE PURSUANT TO THE REGULATION 34(3) READ WITH PARA A OF SCHEDULE V OF SEBI LISTING REGULATIONS, 2015

There are no loans and advances, in the nature of loans to firms/ companies in which directors are interested outstanding during the year ended March 31, 2024 and March 31, 2023.

NOTES

to the Standalone Financial Statements for the Year ended March 31, 2024

(All amounts in ₹ Lakhs, unless otherwise stated)

NOTE 45: RESEARCH AND DEVELOPMENT EXPENDITURE

Details of Research and Development expenses incurred during the year, debited to the Statement of Profit and Loss account are ₹ 1081.06 lakhs (March 31, 2023: ₹ 1001.81 lakhs), which includes materials cost, power cost, employee cost.

Details of capital expenditure incurred during the year for Research and Development is given below:

Particulars	As at March 31, 2024	As at March 31, 2023
Plant and Machinery	-	-
Total	-	-

NOTE 46: OFFSETTING FINANCIAL ASSETS AND FINANCIAL LIABILITIES

There are no financial assets or financial liabilities which are subject to offsetting as at March 31, 2024 and March 31, 2023, since the Company neither has enforceable right or an intent to settle on net basis or to realise the asset and settle the liability simultaneously. Further, the Company has no enforceable matters netting arrangements and other similar arrangements as at March 31, 2024 and March 31, 2023.

NOTE 47: RELATED PARTY DISCLOSURES**(i) Relationships**

Holding Company	Mandawewala Enterprises Limited
Subsidiary	AYM Textiles Private Limited
Key Management Personnel	Mr. Abhishek Mandawewala (Managing Director & CEO) Mrs. Khushboo Mandawewala (Whole Time Director) Mr. Himanshu Dhaddha (Chief Financial Officer)
Independent Directors	Mr. Atul Desai Mr. Kantilal N Patel Mr. K H Vishwanathan Mr. Mohan Tandon
Other Related Parties	Mertz Estates Limited RRM Enterprises Private Limited Welspun Retail Limited Welspun Global Brands Limited Welspun Flooring Limited Welspun India Limited



NOTES

to the Standalone Financial Statements for the Year ended March 31, 2024

(All amounts in ₹ Lakhs, unless otherwise stated)

(ii) Terms and conditions

- All transactions were made on normal commercial terms and conditions and at market rates.
- All outstanding balances are unsecured and repayable in cash.

Particulars	Holding Company	Subsidiary Company	Enterprises over which Key Management Personnel or relatives of such personnel exercise significant influence or control and with whom transactions have taken place during the year						Key Management Personal	Independent Directors
	Mandawewala Enterprises Limited	AYM Textiles Private Limited	Mertz Estates Limited	RRM Enterprises Private Limited	Welspun India Limited	Welspun Retail Limited	Welspun Flooring Limited	Welspun Global Brands Limited		
Transactions during the year										
Intercorporate deposits received				-						
				(1,200.00)						
Cross charge	14.50									
	(14.31)									
Interest expense	-			216.59						
				(205.35)						
Investment in equity share		-								
		(1.00)								
Short term employee benefit								319.37		
								(313.96)		
Stock Options								23.16		
								(31.20)		
Loan advanced										
Loan repaid								12.00		
								(11.00)		
Director sitting fees									15.24	
									(14.49)	
Purchase of goods/services/ expenses incurred	2.95		177.00		-	0.55	125.64	1530.08		
	(3.13)		(221.25)		(45.51)	-	(55.26)	(3,579.92)		
Sale of goods					1,086.88		1,336.27			
					(452.84)		(1,914.64)			
Closing balance										
Intercorporate deposits				2,400.00						
				(2,400.00)						
Interest accrued				-						
				(47.93)						
Loan advanced/repaid								37.00		
								(49.00)		
Investment in Equity Share		1.00								
		(1.00)								
Debtors					159.14		141.49			
					(28.12)		(181.87)			
Creditors							-	111.86		
							(123.73)	(115.94)		

Year 2022-23 figures are given in round brackets ().

*All amount is inclusive of taxes

NOTES

to the Standalone Financial Statements for the Year ended March 31, 2024

(All amounts in ₹ Lakhs, unless otherwise stated)

Note 48: Segment information**i) Information about primary business segment :**

The Company is engaged in the business of Synthetic Yarn which in the context of Ind AS 108 on segment reporting are considered to constitute single primary business segment.

The chief operational decision maker monitors the operating results of its business segment separately for the purpose of making decision about profit or loss in the financial statements, Operating segment have been identified on the basis of geographical segment and other quantitative criteria specified in the Ind AS 108.

(i) Segment revenue :

The segment revenue is measured in the same way as in the Statement of Profit or Loss.

Particulars	2024			2023		
	India	Outside India	Total	India	Outside India	Total
Segmental revenue*	71,352.67	64,463.72	135,816.39	78,058.44	67,719.78	145,778.22

*excluding other income

The Company is domiciled in India. The amount of its revenue from external customers broken down by location of the customers is shown in the table below.

Revenue from outside India	For the Year ended March 31, 2024	For the Year ended March 31, 2023
Australia and New Zealand	17,248.61	16,713.41
European Union	13,685.46	10,988.07
U.S.A	12,838.55	25,144.24
U.K.	832.48	1,804.05
Others	19,858.62	13,070.01
Total	64,463.72	67,719.78

(ii) Segment assets :

Segment assets are measured in the same way as in the financial statements. These assets are allocated based on the operations of the segment and the physical location of the asset.

Segment Assets	As at March 31, 2024			As at March 31, 2023		
	India	Outside India	Total	India	Outside India	Total
Carrying amount of segment assets:	82,809.77	8,977.76	91,787.53	73,535.09	9,045.11	82,580.20
Additions to non-current assets#	6,610.41	-	6,610.41	65,48.09	-	6,548.09
Total segment assets	89,420.18	8,977.76	98,397.94	80,083.18	9,045.11	89,128.29
Unallocated:						
Right-of-use assets			1,821.71	-	-	730.88
Deferred tax assets (net)			2,092.04	-	-	1,995.82
Income tax assets (net)			162.83	-	-	180.37
Investments	-	-	1.00	-	-	1.00
Balance Sheet Assets			1,02,475.52			92,036.36

Additions to non-current assets also includes expenditure incurred on capital work-in-progress.



NOTES

to the Standalone Financial Statements for the Year ended March 31, 2024

(All amounts in ₹ Lakhs, unless otherwise stated)

(iii) Segment liabilities :

Segment liabilities are measured in the same way as in the financial statements. These liabilities are allocated based on the operations of the segment and the physical location of the liability.

Segment Liabilities	As at March 31, 2024			As at March 31, 2023		
	India	Outside India	Total	India	Outside India	Total
Carrying amount of segment liabilities	18,782.82	8,903.97	27,686.79	16,147.94	6,285.40	22,433.34
Total segment liabilities	18,782.82	8,903.97	27,686.79	16,147.94	6,285.40	22,433.34
Unallocated:						-
Borrowings			30,598.82	-	-	26,800.33
Lease liabilities			1,803.69	-	-	774.02
Income Tax Liabilities (net)			3.32	-	-	3.32
Balancesheet Liabilities			60,092.62			50,011.01

NOTE 49: EMPLOYEE STOCK OPTION PLAN DISCLOSURE FOR IND AS

The Company has formulated employee share-based payment schemes with objective to attract and retain talent and align the interest of employees with the Company as well as to incentivize and motivate them to contribute to its growth and profitability. At present two share-based payment schemes are in existence.

- 1) AYM Employee Stock Option (AYMSOP 2018) was approved by shareholders at Extra Ordinary general meeting in 2018.
- 2) AYM Employee Stock Option Scheme 2021 (AYM ESOP SCHEME 2021) was approved by the shareholders through postal ballot on March 05, 2021. Details of these employee share-based schemes are given below:

Persons covered under this scheme include all permanent employees working in India or out of India, whole time and other directors.

The schemes however exclude employee outside india who is an employee of a subsidiary, holding or associate of the Company, promoters or person belonging to the Promoter group, promoter director, director holding directly or indirectly more than 10% of the outstanding share of the Company.

Options are granted under the plan for no consideration and carry no dividend or voting rights. When exercisable, each option is convertible into one equity share. The exercise price of the options shall not be less than face value of equity share and shall not exceed market price of the equity share of the Company as on the date of grant of Option.

AYM Employee Stock Option (AYMSOP 2018)

The Grant date is August 13, 2018

Vesting Proportion	Date of vesting
10% of the options granted	13-Aug-19
10% of the options granted	13-Aug-20
20% of the options granted	13-Aug-21
20% of the options granted	13-Aug-22
40% of the options granted	13-Aug-23

Set out below is a summary of options granted under the plan

	March 31, 2024		March 31, 2023	
	Average exercise price per share option (₹)	Number of Option	Average exercise price per share option (₹)	Number of Option
Opening balance	10	2,05,360	10	3,15,600
Granted during the year	-	-	-	-
Exercised during the year	10	1,85,960	10	1,02,680
Cancelled during the year		19,400	10	7,560
Closing balance		-		2,05,360

The weighted average share price at the date of exercise of options exercised during the year ended 31 March 2024 was ₹ 67.08 per share.

Weighted average remaining contractual life of options outstanding at end of period NIL 1.37 years

No option expired during the periods covered in the above tables.

NOTES

to the Standalone Financial Statements for the Year ended March 31, 2024

(All amounts in ₹ Lakhs, unless otherwise stated)

The fair value at grant date of options granted was ₹.41.20

The fair value at grant date is determined using Black Scholes Model which takes into account the exercise price, the term of the option, the share price at grant date and expected price volatility of the underlying share, the expected dividend yield and the risk free interest rate for the term of the option.

The model input for the option granted during the year ended March 31, 2024 included:

- a) options are granted for no consideration and vest upon completion of minimum employment of one year from the date of grant. Vesting options will be subject to continued employment with the company. Vested options are exercisable for a period of one year after vesting.
- b) Exercise price : ₹ 10
- c) Grant date : August 13, 2018
- d) expiry date : August 13, 2024
- e) Share price at the grant date : ₹ 41.2
- f) expected price volatility of the Company's shares : 41.22%
- g) expected dividend yeild : 0.00%
- h) risk free interest rate : 7.61%-7.90%

The expected price volatility is based on historic volatility (Based on the remaining life of the option), adjusted for any expected changes to future volatility due to publicly available information.

AYM ESOP SCHEME 2021 Grant -1

The Grant date is April 24, 2021

Vesting Proportion	Date of vesting
10% of the options granted	24-Apr-22
10% of the options granted	24-Apr-23
20% of the options granted	24-Apr-24
20% of the options granted	24-Apr-25
40% of the options granted	24-Apr-26

Once vested, the option remains exercisable for a period of one year and expire thereafter.

The fair value at grant date of options granted was ₹ 43.50

Set out below is a summary of options granted under the plan

	March 31, 2024		March 31, 2023	
	Average exercise price per share option (₹)	Number of Option	Average exercise price per share option (₹)	Number of Option
Opening balance	10	5,40,000	10	6,00,000
Granted during the year	-	-	-	-
Exercised during the year	10	60,000	10	60,000
Cancelled during the year	-	80,000	-	-
Closing balance		4,00,000		5,40,000

No option expired during the periods covered in the above table.

The weighted average share price at the date of exercise of options exercised during the year ended 31 March 2024 was ₹ 72.52 per share.

Weighted average remaining contractual life of options outstanding at end of period	2.32 years	3.07 years
---	------------	------------

The fair value at grant date is determined using Black Scholes Model which takes into account the exercise price, the term of the option, the share price at grant date and expected price volatility of the underlying share, the expected dividend yield and the risk free interest rate for the term of the option.



NOTES

to the Standalone Financial Statements for the Year ended March 31, 2024

(All amounts in ₹ Lakhs, unless otherwise stated)

The model input for the option granted during the year ended March 31, 2024 included:

- a) options are granted for no consideration and vest upon completion of minimum employment of one year from the date of grant. Vesting options will be subject to continued employment with the company. Vested options are exercisable for a period of one year after vesting.
- b) Exercise price: ₹ 10
- c) Grant date: April 24, 2021
- d) Expiry date: April 24, 2027
- e) Share price at the grant date: ₹ 43.50
- f) Expected price volatility of the Company's shares: 64.09%
- g) Expected dividend yield: 0.00%
- h) Risk free interest rate: 4.15%-5.87%

The expected price volatility is based on historic volatility (Based on the remaining life of the option), adjusted for any expected changes to future volatility due to publicly available information.

AYM ESOP SCHEME 2021 Grant -2

The Grant date is January 29, 2022

Vesting Proportion	Date of vesting
10% of the options granted	29-Jan-23
10% of the options granted	29-Jan-24
10% of the options granted	28-Jan-25
15% of the options granted	28-Jan-26
15% of the options granted	28-Jan-27
40% of the options granted	28-Jan-28

Set out below is a summary of options granted under the plan

	March 31, 2024		March 31, 2023	
	Average exercise price per share option (₹)	Number of Option	Average exercise price per share option (₹)	Number of Option
Opening balance	10	3,33,000	10	3,90,000
Granted during the year	-	-	-	-
Exercised during the year	10	32,000	10	37,000
Cancelled during the year	10	45,000	10	20,000
Closing balance		2,56,000		3,33,000

The weighted average share price at the date of exercise of options exercised during the year ended 31 March 2024 was ₹ 89.06 per share.

Weighted average remaining contractual life of options outstanding at end of period	3.89 years	3.56 years
---	------------	------------

No option expired during the periods covered in the above table.

The fair value at grant date is determined using Black Scholes Model which takes into account the exercise price, the term of the option, the share price at grant date and expected price volatility of the underlying share, the expected dividend yield and the risk free interest rate for the term of the option.

The model input for the option granted during the year ended March 31, 2023 included:

- a) options are granted for no consideration and vest upon completion of minimum employment of one year from the date of grant. Vesting options will be subject to continued employment with the company. Vested options are exercisable for a period of one year after vesting.
- b) Exercise price: ₹ 10
- c) Grant date: January 29, 2022
- d) Expiry date: January 27, 2029
- e) Share price at the grant date: ₹ 136.95
- f) Expected price volatility of the Company's shares: 53.48%
- g) Expected dividend yield: 0.00%
- h) Risk free interest rate: 4.45%-6.45%

The expected price volatility is based on historic volatility (Based on the remaining life of the option), adjusted for any expected changes to future volatility due to publicly available information.

NOTES

to the Standalone Financial Statements for the Year ended March 31, 2024

(All amounts in ₹ Lakhs, unless otherwise stated)

Expenses arising from share-based payment transactions

Total expenses arising from share based payment transactions recognised in profit or loss as part of employee benefit expenses were as follow:

	31-Mar-24	31-Mar-23
Employee-share based expense	128.57	216.38

NOTE 50: (A) ADDITIONAL REGULATORY INFORMATION REQUIRED BY SCHEDULE III

- (i) No proceedings have been initiated on or are pending against the company as at March 31, 2024 for holding benami property under the Benami Transactions (Prohibitions) Act, 1988 (45 of 1988) and the rules made thereunder.
- (ii) The company has borrowings from banks on the basis of security of current assets. The quarterly returns filed by the Company with banks are in agreement with the books of accounts.
- (iii) The company has not been declared wilful defaulter by any bank or financial institution or government or any government authority.
- (iv) The company has no transactions with the companies struck off under Companies Act, 2013 or Companies Act, 1956.
- (v)
 1. The company has not advanced or loaned or invested funds to any other person(s) or entity(ies), including foreign entities (Intermediaries) with the understanding that the Intermediary shall:
 - a. directly or indirectly lend or invest in other persons or entities identified in any manner whatsoever by or on behalf of the Company (Ultimate Beneficiaries) or
 - b. provide any guarantee, security or the like to or on behalf of the ultimate beneficiaries
 2. The company has not received any fund from any person(s) or entity(ies), including foreign entities (Funding Party) with the understanding (whether recorded in writing or otherwise) that the group shall:
 - a. directly or indirectly lend or invest in other persons or entities identified in any manner whatsoever by or on behalf of the Funding Party (Ultimate Beneficiaries) or
 - b. provide any guarantee, security or the like on behalf of the ultimate beneficiaries
- (vi) There is no income surrendered or transaction disclosed as income during the current or previous year in the tax assessments under the Income Tax Act, 1961, that has not been recorded in the books of account.
- (vii) There are no charges or satisfaction which are yet to be registered with the Registrar of Companies beyond the statutory period.
- (viii) The borrowings obtained by the company from banks have been applied for the purposes for which such loans were taken.
- (ix) The company has complied with number of layers prescribed under the Companies Act, 2013 read with the Companies (Restriction on number of layers) Rules 2017
- (x) The company has not entered into any scheme of arrangement which has an accounting impact on current or previous year figure
- (xi) The company has not traded or invetsed in crypto currency or virtual currency during the current or previous year



NOTES

to the Standalone Financial Statements for the Year ended March 31, 2024

(All amounts in ₹ Lakhs, unless otherwise stated)

(B) FINANCIAL RATIOS

Ratio	Numerator	Denominator	As at March 31, 2024	As at March 31, 2023	% Variance	Reason for variance
Current Ratio	Current assets	Current liabilities	1.05	1.22	-13%	-
Debt-Equity Ratio	Total debt	Total equity	0.76	0.66	17%	-
Debt Service Coverage Ratio	Earning for debt	Debt service	0.90	1.25	-28%	Lower earnings because of loss and disruption due to fire in the manufacturing unit at Silvassa
Return on Equity Ratio	Net profit after tax	Average shareholders equity.	0.00	0.02	-74%	Lower earnings because of loss and disruption due to fire in the manufacturing unit at Silvassa
Inventory turnover ratio	COGS	Average inventory	3.65	4.50	-19%	-
Trade Receivables turnover ratio	Credit sales	Average trade receivable	11.76	13.27	-11%	-
Trade payables turnover ratio	Net Credit Purchases	Average Trade Payables	4.66	5.92	-21%	-
Net capital turnover ratio	Credit sales	Working Capital	52.60	19.51	170%	Shorter revenue cycle
Net profit ratio	Net profit after tax	Revenue from operations	0.15%	0.49%	-69%	Lower earnings because of loss and disruption due to fire in the manufacturing unit at Silvassa
Return on Capital employed	Earnings before interest and tax	capital employed	5.94%	6.77%	-12%	-
Return on investment	Earnings before interest and tax	Closing total assets	4%	5%	-17%	-

NOTES

to the Standalone Financial Statements for the Year ended March 31, 2024

(All amounts in ₹ Lakhs, unless otherwise stated)

NOTE 51: DISCLOSURES IN RELATION TO CORPORATE SOCIAL RESPONSIBILITY EXPENDITURE

Particulars	As at March 31, 2024	As at March 31, 2023
Corporate social responsibility expenditure:		
Implementing and supporting education program	11.12	24.28
Provision of safe drinking water	37.46	34.87
Promotion of health care and welfare	12.90	19.90
Promoting rural developments	15.25	-
	76.73	79.05
Amount excess spent, of Earlier Years as per Section 135 of the Act	6.64	15.59
Amount Required to be Spent During the Year, as per Section 135 of the Act	71.85	72.41
Amount spent during the year on		
(i) Construction/acquisition of an asset	-	-
(ii) On purposes other than (i) above	65.21	56.82
(iii) Excess spent, carried forward for next year	4.88	6.64
	70.09	63.46

Details of excess CSR expenditure under Section 135(5) of the Act

Balance excess spent as at 1 April 2023	Amount required to be spent during the year	Amount spent during the year	Balance excess spent as at March 31, 2024
6.64	71.85	70.09	4.88

NOTE 52: EVENTS OCCURRING AFTER THE REPORTING DATE

No adjustments on account of events occurring after the reporting date have been identified to the figures reported.

Signatures to Notes to Financial Statements

For Price Waterhouse Chartered Accountants LLP
Firm Registration No: 012754N/ N500016

Pankaj Khandelia
Partner
Membership No. 102022

Place: Mumbai
Date: May 30, 2024

For and on behalf of the Board of Directors

Rajesh Mandawewala
Chairman
DIN 00007179

Abhishek Mandawewala
CEO and Managing Director
DIN 00737785

Himanshu Dhaddha
Chief Financial Officer

Ashitosh Sheth
Company Secretary



INDEPENDENT AUDITOR'S REPORT

INDEPENDENT AUDITOR'S REPORT

To the Members of AYM Syntex Limited

Report on the Audit of the Consolidated Financial Statements

Opinion

1. We have audited the accompanying consolidated financial statements of AYM Syntex Limited (hereinafter referred to as the "Holding Company") and its subsidiaries (Holding Company and its subsidiaries together referred to as "the Group") (refer Note 1.1 (iv) to the attached consolidated financial statements), which comprise the consolidated Balance Sheet as at March 31, 2024, and the consolidated Statement of Profit and Loss (including Other Comprehensive Income), the consolidated Statement of Changes in Equity and the consolidated Statement of Cash Flows for the year then ended, and notes to the consolidated financial statements, including material accounting policy information and other explanatory information (hereinafter referred to as "the consolidated financial statements").
2. In our opinion and to the best of our information and according to the explanations given to us, the aforesaid consolidated financial statements give the information required by the Companies Act, 2013 ("the Act") in the manner so required and give a true and fair view in conformity with the accounting principles generally accepted in India, of the consolidated state of affairs of the Group, as at March 31, 2024, and consolidated total comprehensive income (comprising of profit and other comprehensive loss), consolidated changes in equity and its consolidated cash flows for the year then ended.

Basis for Opinion

3. We conducted our audit in accordance with the Standards on Auditing (SAs) specified under Section 143(10) of the Act. Our responsibilities under those Standards are further described in the "Auditor's Responsibilities for the Audit of the Consolidated Financial Statements" section of our report. We are independent of the Group in accordance with the ethical requirements that are relevant to our audit of the consolidated financial statements in India in terms of the Code of Ethics issued by the Institute of Chartered Accountants of India and the relevant provisions of the Act, and we have fulfilled our other ethical responsibilities in accordance with these requirements. We believe that the audit evidence we have obtained, and the audit evidence obtained by the other auditor in terms of their reports referred to in sub-paragraph 14 of the Other Matters section below, is sufficient and appropriate to provide a basis for our opinion.

Key Audit Matters

4. Key audit matters are those matters that, in our professional judgment, were of most significance in our audit of the consolidated financial statements of the current period. These matters were addressed in the context of our audit of the consolidated financial statements as a whole, and in forming our opinion thereon, and we do not provide a separate opinion on these matters.

Key audit matter

Assessment of realisability of Minimum Alternate Tax ('MAT') credit entitlement of the Holding Company

(Refer note 8 of the consolidated financial statements)

The balance of Minimum Alternate Tax ('MAT') credit entitlement classified under Deferred Tax Assets (net) in the consolidated balance sheet as on March 31, 2024, is Rs. 5848.14 lakhs.

Entitlement of MAT credit is recognised to the extent there is convincing evidence that the Holding Company will be able to utilise the said credit against normal tax payable based on the Holding Company's projected taxable profits in the forthcoming years.

We considered the realisability of MAT credit entitlement to be a key audit matter as the amount is material to the financial statements and there is significant management judgement involved while applying various assumptions in preparation of forecasts which mainly include future business growth rates and taxable profits.

How our audit addressed the key audit matter

To evaluate the realisability of MAT Credit entitlement, our procedures included the following:

- Understood and evaluated the design and testing the operating effectiveness of the Company's controls over preparation of forecasts.
- Assessed the historical accuracy of the Company's Board approved forecasts by comparing the forecast approved in the previous year with the actual performance in the current year.
- Tested the mathematical accuracy of the underlying calculations and comparing the forecasts with the budgets approved by the Board of Directors.
- Assessed the reasonableness of assumptions used in the preparation of forecasts with external and internal factors including business and industry growth rates, and Company's past performance.
- Applied sensitivity to the forecasts to assess whether the MAT credit carried as an asset would be utilised within the permitted remaining period.

Based on the above procedures, we did not note any material exception to the Holding Company's judgement in preparation of forecasts of future taxable profits for the assessment of realisability of the MAT credit entitlement.

INDEPENDENT AUDITOR'S REPORT

Other Information

5. The Holding Company's Board of Directors is responsible for the other information. The other information comprises the information included in the annual report but does not include the consolidated financial statements and our and other auditor's report thereon. The Annual report report is expected to be made available to us after the date of this auditor's report.

Our opinion on the consolidated financial statements does not cover the other information and we will not express any form of assurance conclusion thereon.

In connection with our audit of the consolidated financial statements, our responsibility is to read the other information identified above when it becomes available and, in doing so, consider whether the other information is materially inconsistent with the consolidated financial statements or our knowledge obtained in the audit, or otherwise appears to be materially misstated.

When we read the Annual report, if we conclude that there is a material misstatement therein, we are required to communicate the matter to those charged with governance and take appropriate action as applicable under the relevant laws and regulations.

Responsibilities of Management and Those Charged with Governance for the Consolidated Financial Statements

6. The Holding Company's Board of Directors is responsible for the preparation and presentation of these consolidated financial statements in term of the requirements of the Act that give a true and fair view of the consolidated financial position, consolidated financial performance and consolidated cash flows, and changes in equity of the Group in accordance with the accounting principles generally accepted in India, including the Accounting Standards specified under Section 133 of the Act. The respective Board of Directors of the companies included in the Group are responsible for maintenance of adequate accounting records in accordance with the provisions of the Act for safeguarding the assets of the Group and for preventing and detecting frauds and other irregularities; selection and application of appropriate accounting policies; making judgments and estimates that are reasonable and prudent; and the design, implementation and maintenance of adequate internal financial controls, that were operating effectively for ensuring accuracy and completeness of the accounting records, relevant to the preparation and presentation of the consolidated financial statements that give a true and fair view and are

free from material misstatement, whether due to fraud or error, which have been used for the purpose of preparation of the consolidated financial statements by the Directors of the Holding Company, as aforesaid.

7. In preparing the consolidated financial statements, the respective Board of Directors of the companies included in the Group are responsible for assessing the ability of the Group to continue as a going concern, disclosing, as applicable, matters related to going concern and using the going concern basis of accounting unless management either intends to liquidate the Group or to cease operations, or has no realistic alternative but to do so.
8. The respective Board of Directors of the companies included in the Group are responsible for overseeing the financial reporting process of the Group.

Auditor's Responsibilities for the Audit of the Consolidated Financial Statements

9. Our objectives are to obtain reasonable assurance about whether the consolidated financial statements as a whole are free from material misstatement, whether due to fraud or error, and to issue an auditor's report that includes our opinion. Reasonable assurance is a high level of assurance but is not a guarantee that an audit conducted in accordance with SAs will always detect a material misstatement when it exists. Misstatements can arise from fraud or error and are considered material if, individually or in the aggregate, they could reasonably be expected to influence the economic decisions of users taken on the basis of these consolidated financial statements.
10. As part of an audit in accordance with SAs, we exercise professional judgment and maintain professional scepticism throughout the audit. We also:
- Identify and assess the risks of material misstatement of the consolidated financial statements, whether due to fraud or error, design and perform audit procedures responsive to those risks, and obtain audit evidence that is sufficient and appropriate to provide a basis for our opinion. The risk of not detecting a material misstatement resulting from fraud is higher than for one resulting from error, as fraud may involve collusion, forgery, intentional omissions, misrepresentations, or the override of internal control.
 - Obtain an understanding of internal control



INDEPENDENT AUDITOR'S REPORT

relevant to the audit in order to design audit procedures that are appropriate in the circumstances. Under Section 143(3)(i) of the Act, we are also responsible for expressing our opinion on whether the Holding company has adequate internal financial controls with reference to consolidated financial statements in place and the operating effectiveness of such controls.

- Evaluate the appropriateness of accounting policies used and the reasonableness of accounting estimates and related disclosures made by management.
- Conclude on the appropriateness of management's use of the going concern basis of accounting and, based on the audit evidence obtained, whether a material uncertainty exists related to events or conditions that may cast significant doubt on the ability of the Group to continue as a going concern. If we conclude that a material uncertainty exists, we are required to draw attention in our auditor's report to the related disclosures in the consolidated financial statements or, if such disclosures are inadequate, to modify our opinion. Our conclusions are based on the audit evidence obtained up to the date of our auditor's report. However, future events or conditions may cause the Group to cease to continue as a going concern.
- Evaluate the overall presentation, structure and content of the consolidated financial statements, including the disclosures, and whether the consolidated financial statements represent the underlying transactions and events in a manner that achieves fair presentation.
- Obtain sufficient appropriate audit evidence regarding the financial information of the entities or business activities within the Group to express an opinion on the consolidated financial statements. We are responsible for the direction, supervision and performance of the audit of the financial statements of such entities included in the consolidated financial statements of which we are the independent auditors. For the other entities included in the consolidated financial statements, which have been audited by other auditors, such other auditors remain responsible for the direction, supervision and performance of the audits carried out by them. We remain solely responsible for our audit opinion.

11. We communicate with those charged with governance of the Holding Company regarding, among other matters, the planned scope and timing of the audit and significant audit findings, including any significant deficiencies in internal control that we identify during our audit.
12. We also provide those charged with governance with a statement that we have complied with relevant ethical requirements regarding independence, and to communicate with them all relationships and other matters that may reasonably be thought to bear on our independence, and where applicable, related safeguards.
13. From the matters communicated with those charged with governance, we determine those matters that were of most significance in the audit of the consolidated financial statements of the current period and are therefore the key audit matters. We describe these matters in our auditor's report unless law or regulation precludes public disclosure about the matter or when, in extremely rare circumstances, we determine that a matter should not be communicated in our report because the adverse consequences of doing so would reasonably be expected to outweigh the public interest benefits of such communication.

Other Matters

14. We did not audit the financial statements of one subsidiary, whose financial statements reflect total assets of Rs 0.40 lakhs and net assets of Rs 0.04 lakhs as at March 31, 2024, total revenue of Rs. Nil, total comprehensive loss (comprising of loss and other comprehensive loss) of Rs 0.41 lakhs and net cash outflows amounting to Rs 0.36 lakhs for the year ended on that date, as considered in the consolidated financial statements. These financial statement have been audited by other auditor whose report have been furnished to us by the Management, and our opinion on the consolidated financial statements insofar as it relates to the amounts and disclosures included in respect of these subsidiary, and our report in terms of sub-section (3) of Section 143 of the Act including report on Other Information in so far as it relates to the aforesaid subsidiary, is based solely on the reports of the other auditors.

Our opinion on the consolidated financial statements, and our report on Other Legal and Regulatory Requirements below, is not modified in respect of the above matters with respect to our reliance on the work done and the reports of the other auditors and the financial statements certified by the Management.

INDEPENDENT AUDITOR'S REPORT

Report on Other Legal and Regulatory Requirements

15. As required by paragraph 3(xxi) of the Companies (Auditor's Report) Order, 2020 ("CARO 2020"), issued by the Central Government of India in terms of sub-section (11) of Section 143 of the Act, we report that the auditors

of following Company has given the adverse remark in their CARO 2020 report on the standalone financial statements of respective Companies included in the consolidated financial statements of the Holding Company, as reproduced below:

Name of the Company	CIN	Relationship with the Holding Company	Date of the respective auditors' report	Paragraph number and comment in the respective CARO report reproduced below
AYM Syntex Limited	L99999DN1983PLC000045	Holding Company	May 30, 2024	Refer comments below for paragraph no (i)(c)
AYM Textiles Private Limited	U17299MH2022PTC385451	Subsidiary Company	May 27, 2024	Paragraph no (xvii) The company has incurred cash losses of Rs. 0.41 lakhs for the period and 0.54 lakhs for the year ended March 31, 2024.

Paragraph no (i)(c) to the Holding company's CARO report.

Description of property	Gross Carrying value	Held in the name of	Whether promoter, director or their relative or employee	Period held – indicate range, Where appropriate	Reason for not being held in the name of the Company
Residential Flats	Rs. 14.85 lakhs	Documents of title deeds are not traceable	No	Since September 30, 1998	Documents of title deeds are not traceable

16. As required by Section 143(3) of the Act, we report, to the extent applicable, that:

(a) We have sought and obtained all the information and explanations which to the best of our knowledge and belief were necessary for the purposes of our audit of the aforesaid consolidated financial statements.

(b) In our opinion, proper books of account as required by law relating to preparation of the aforesaid consolidated financial statements have been kept so far as it appears from our examination of those books and the reports of the other auditors, except for the matters stated in paragraph 16(h)(vi) below on reporting under Rule 11(g) of the Companies (Audit and Auditors) Rules, 2014 (as amended) ("the Rules").

(c) The Consolidated Balance Sheet, the Consolidated Statement of Profit (including other comprehensive loss), the Consolidated Statement of Changes in Equity and the Consolidated Statement of Cash Flows dealt with by this Report are in agreement with the relevant books of account and records maintained for the purpose of preparation of the consolidated financial statements.

(d) In our opinion, the aforesaid consolidated financial statements comply with the Accounting Standards specified under Section 133 of the Act.

(e) On the basis of the written representations received from the directors of the Holding Company as on April 1, 2024 taken on record by the Board of Directors of the Holding Company and the reports of the statutory auditors of its subsidiary company, incorporated in India, none of the directors of the Group companies, incorporated in India is disqualified as on March 31, 2024 from being appointed as a director in terms of Section 164(2) of the Act.

(f) With respect to the maintenance of accounts and other matters connected therewith, reference is made to our comment in paragraph (b) above and paragraph 16(h)(vi) below on reporting under Rule 11(g) of the Rules.

(g) With respect to the adequacy of internal financial controls with reference to consolidated financial statements of the Group and the operating effectiveness of such controls, refer to our separate report in **Annexure A**.



INDEPENDENT AUDITOR'S REPORT

- (h) With respect to the other matters to be included in the Auditor's Report in accordance with Rule 11 of the Companies (Audit and Auditors) Rules, 2014, in our opinion and to the best of our information and according to the explanations given to us:
- i. The consolidated financial statements disclose the impact, if any, of pending litigations on the consolidated financial position of the Group (Refer Note 40 to the consolidated financial statements).
 - ii. The Group was not required to recognise a provision as at March 31, 2024 under the applicable law or accounting standards, as it does not have any material foreseeable losses on long-term contract. The Group did not have any derivative contracts as at March 31, 2024.
 - iii. During the year ended March 31, 2024, there were no amounts which were required to be transferred to the Investor Education and Protection Fund by the Holding Company, and its subsidiary company incorporated in India.
 - a) The respective Managements of the Company and its subsidiary which are companies incorporated in India whose financial statements have been audited under the Act have represented to us and the other auditor of such subsidiary respectively that, to the best of their knowledge and belief, as disclosed in the note 50 to the financial statements, no funds (which are material either individually or in the aggregate) have been advanced or loaned or invested (either from borrowed funds or share premium or any other sources or kind of funds) by the Holding Company or its subsidiary to or in any other person(s) or entity(ies), including foreign entities ("Intermediaries"), with the understanding, whether recorded in writing or otherwise, that the Intermediary shall, directly or indirectly, lend or invest in other persons or entities identified in any manner whatsoever by or on behalf of the Holding Company or its subsidiary ("Ultimate Beneficiaries") or provide any guarantee, security or the like on behalf of the Ultimate Beneficiaries.
 - b) The respective Managements of the Company and its subsidiary which are companies incorporated in India whose financial statements have been audited under the Act have represented to us and the other auditor of such subsidiary respectively that, to the best of their knowledge and belief, as disclosed in the Notes 50 to the financial statements, no funds (which are material either individually or in the aggregate) have been received by the Holding Company or its subsidiary from any person(s) or entity(ies), including foreign entities ("Funding Parties"), with the understanding, whether recorded in writing or otherwise, that the Holding Company or its subsidiary shall, directly or indirectly, lend or invest in other persons or entities identified in any manner whatsoever by or on behalf of the Funding Party ("Ultimate Beneficiaries") or provide any guarantee, security or the like on behalf of the Ultimate Beneficiaries.
- c) Based on the audit procedures, that has been considered reasonable and appropriate in the circumstances, performed by us and those performed by the auditor of the subsidiary which are companies incorporated in India whose financial statements have been audited under the Act, nothing has come to our or other auditor's notice that has caused us or the other auditors to believe that the representations under sub-clause (i) and (ii) of Rule 11(e) contain any material misstatement.
 - v. The Holding Company and its subsidiary company has not declared or paid any dividend during the year.
 - vi. Based on our examination, which included test checks and that performed by the respective auditor of the subsidiary;
 - a) the Holding Company uses a accounting software for maintaining its books of account other than Payroll which has a feature of recording audit trail (edit log) facility and that has operated throughout the year for all transactions, except that the audit trail is not maintained for changes made by certain users with specific access and for direct data base changes (at database levels). Further, during the course of performing our procedures, we did not notice any instance of the audit trail feature being tampered with in the accounting software. With respect to accounting software used for payroll records, the service organisation auditor's report is not

INDEPENDENT AUDITOR'S REPORT

available for our examination and accordingly the question of whether the audit trail operated throughout the year for all transactions or whether there was any instance of the audit trail feature being tampered with does not arise.

- b) the subsidiary which is a company incorporated in India whose financial statements have been audited under the Act, uses a accounting software for maintaining their books of account which have a feature of recording audit trail (edit log) facility and that has operated throughout the year for all relevant transactions recorded in the software. Further, during the course of their audit, they did not notice any instance of the audit trail feature being tampered with.

17. The Holding Company and its subsidiary has paid/ provided for managerial remuneration in accordance with the requisite approvals mandated by the provisions of Section 197 read with Schedule V to the Act.

For Price Waterhouse Chartered Accountants LLP

Firm Registration Number: 012754N/N500016

Pankaj Khandelia

Partner

Membership Number: 102022

UDIN: 24102022BKFNZF2223

Place: Mumbai

Date: May 30, 2024



INDEPENDENT AUDITOR'S REPORT

ANNEXURE A

TO INDEPENDENT AUDITORS' REPORT

Referred to in paragraph 16(g) of the Independent Auditor's Report of even date to the members of AYM Syntex Limited on the consolidated financial statements for the year ended March 31, 2024

Report on the Internal Financial Controls with reference to Consolidated Financial Statements under clause (i) of sub-section 3 of Section 143 of the Act

1. In conjunction with our audit of the consolidated financial statements of the Company as of and for the year ended March 31, 2024, we have audited the internal financial controls with reference to financial statements of AYM Syntex Limited (hereinafter referred to as "the Holding Company") and its subsidiary company, which is a company incorporated in India, as of that date.

Management's Responsibility for Internal Financial Controls

2. The respective Board of Directors of the Holding Company and its subsidiary company to whom reporting under clause (i) of sub section 3 of Section 143 of the Act in respect of the adequacy of the internal financial controls with reference to financial statements is applicable, which are companies incorporated in India, are responsible for establishing and maintaining internal financial controls based on internal control over financial reporting criteria established by the Company considering the essential components of internal control stated in the Guidance Note on Audit of Internal Financial Controls Over Financial Reporting ("the Guidance Note") issued by the Institute of Chartered Accountants of India ("ICAI"). These responsibilities include the design, implementation and maintenance of adequate internal financial controls that were operating effectively for ensuring the orderly and efficient conduct of its business, including adherence to the respective company's policies, the safeguarding of its assets, the prevention and detection of frauds and errors, the accuracy and completeness of the accounting records, and the timely preparation of reliable financial information, as required under the Act.

Auditor's Responsibility

3. Our responsibility is to express an opinion on the Company's internal financial controls with reference to financial statements based on our audit. We conducted our audit in accordance with the Guidance Note issued by the ICAI and the Standards on Auditing deemed to be prescribed under Section 143(10) of the Companies Act, 2013, to the extent applicable to an audit of internal

financial controls, both applicable to an audit of internal financial controls and both issued by the ICAI. Those Standards and the Guidance Note require that we comply with ethical requirements and plan and perform the audit to obtain reasonable assurance about whether adequate internal financial controls with reference to financial statements was established and maintained and if such controls operated effectively in all material respects.

4. Our audit involves performing procedures to obtain audit evidence about the adequacy of the internal financial controls system with reference to financial statements and their operating effectiveness. Our audit of internal financial controls with reference to financial statements included obtaining an understanding of internal financial controls with reference to financial statements, assessing the risk that a material weakness exists, and testing and evaluating the design and operating effectiveness of internal control based on the assessed risk. The procedures selected depend on the auditor's judgement, including the assessment of the risks of material misstatement of the financial statements, whether due to fraud or error.
5. We believe that the audit evidence we have obtained, and the audit evidence obtained by the other auditors in terms of their reports referred to in the Other Matters paragraph below is sufficient and appropriate to provide a basis for our audit opinion on the Holding Company's internal financial controls system with reference to consolidated financial statements.

Meaning of Internal Financial Controls with reference to financial statements

6. A company's internal financial control with reference to financial statements is a process designed to provide reasonable assurance regarding the reliability of financial reporting and the preparation of financial statements for external purposes in accordance with generally accepted accounting principles. A company's internal financial control with reference to financial statements includes those policies and procedures that (1) pertain to the maintenance of records that, in reasonable detail, accurately and fairly reflect the transactions and dispositions of the assets of the company; (2) provide reasonable assurance that transactions are recorded as

INDEPENDENT AUDITOR'S REPORT

necessary to permit preparation of financial statements in accordance with generally accepted accounting principles, and that receipts and expenditures of the company are being made only in accordance with authorisations of management and directors of the company; and (3) provide reasonable assurance regarding prevention or timely detection of unauthorised acquisition, use, or disposition of the company's assets that could have a material effect on the financial statements.

Inherent Limitations of Internal Financial Controls with reference to financial statements

7. Because of the inherent limitations of internal financial controls with reference to financial statements, including the possibility of collusion or improper management override of controls, material misstatements due to error or fraud may occur and not be detected. Also, projections of any evaluation of the internal financial controls with reference to financial statements to future periods are subject to the risk that the internal financial control with reference to financial statements may become inadequate because of changes in conditions, or that the degree of compliance with the policies or procedures may deteriorate.

Opinion

8. In our opinion, the Holding Company and its subsidiary company, which are companies incorporated in India,

have, in all material respects, an adequate internal financial controls system with reference to financial statements and such internal financial controls with reference to financial statements were operating effectively as at March 31, 2024, based on the internal control over financial reporting criteria established by the Company considering the essential components of internal control stated in the Guidance Note issued by the ICAI.

Other Matters

9. Our aforesaid reports under Section 143(3)(i) of the Act on the adequacy and operating effectiveness of the internal financial controls with reference to financial statements insofar as it relates to one subsidiary company, which is a company incorporated in India, is based on the corresponding report of the auditors of the subsidiary company incorporated in India. Our opinion is not modified in respect of this matter.

For Price Waterhouse Chartered Accountants LLP

Firm Registration Number: 012754N/N500016

Pankaj Khandelia

Partner

Membership Number: 102022

UDIN: 24102022BKFNFZ2223

Place: Mumbai

Date: May 30, 2024



CONSOLIDATED BALANCE SHEET

as at March 31, 2024

(All amounts in ₹ Lakhs, unless otherwise stated)

Particulars	Note No.	As at March 31, 2024	As at March 31, 2023
ASSETS			
1. Non-current assets			
(a) Property, plant and equipment	3a	46,176.44	44,051.67
(b) Right-of-use assets	3b	1,821.71	730.88
(c) Capital work-in-progress	3a	2,025.32	3,096.46
(d) Intangible assets	4	14.24	19.33
(e) Financial assets			
i Loans	5	44.16	56.58
ii Other financial assets	6	706.43	299.36
(f) Income tax assets (net)	7	162.83	180.37
(g) Deferred tax assets (net)	8	2,092.04	1,995.82
(h) Other non-current assets	9	361.37	568.91
Total non-current assets		53,404.54	50,999.38
2. Current Assets			
(a) Inventories	10	21,461.77	19,940.26
(b) Financial assets			
i. Trade receivables	11	12,283.46	10,404.75
ii. Cash and cash equivalents	12	705.24	908.80
iii. Bank balances other than cash and cash equivalents above	13	1,252.93	1,312.21
iv. Loans	14	68.60	52.61
v. Other financial assets	15	3,000.81	153.46
(c) Other Current Assets	16	10,297.57	8,264.65
Total Current Assets		49,070.38	41,036.74
Total Asset		1,02,474.92	92,036.12
EQUITY AND LIABILITIES			
Equity			
(a) Equity share capital	17(a)	5,063.13	5,035.33
(b) Other equity			
Reserves and Surplus	17(b)	37,318.81	36,989.48
Total Equity		42,381.94	42,024.81
Liabilities			
1. Non-Current Liabilities			
(a) Financial liabilities			
i. Borrowings	18	11,557.99	15,162.37
ii. Lease Liabilities	3b	1,226.75	171.18
iii. Other financial liabilities	19	-	242.28
(b) Employee benefit obligations	20	773.40	742.27
Total non-current liabilities		13,558.14	16,318.10
2. Current liabilities			
(a) Financial liabilities			
i. Borrowings	21	19,040.83	11,637.96
ii. Lease Liabilities	3b	576.94	602.84
iii. Trade payables	22		
a. Dues to micro Enterprises and Small Enterprises		1,863.53	1,590.41
b. Dues to creditors other than iii (a) above		21,929.17	17,661.46
iv. Other financial liabilities	23	1,935.97	946.72
(b) Employee benefit obligations	24	568.71	535.32
(c) Income tax liabilities	25	3.32	3.32
(d) Other Current Liabilities	26	616.37	715.18
Total Current Liabilities		46,534.84	33,693.21
Total Liabilities		60,092.98	50,011.31
Total Equity and Liabilities		1,02,474.92	92,036.12

The above Consolidated Balance Sheet should be read in conjunction with the accompanying notes. This is the Consolidated Balance Sheet referred to in our report of the even date.

For Price Waterhouse Chartered Accountants LLP

Firm Registration No: 012754N/ N500016

Pankaj Khandelwa

Partner

Membership No. 102022

Place: Mumbai

Date: May 30, 2024

For and on behalf of the Board of Directors

Rajesh Mandawewala

Chairman

DIN 00007179

Himanshu Dhaddha

Chief Financial Officer

Abhishek Mandawewala

CEO and Managing Director

DIN 00737785

Ashitosh Sheth

Company Secretary

CONSOLIDATED STATEMENT OF PROFIT AND LOSS

for the Year ended March 31, 2024

(All amounts in ₹ Lakhs, unless otherwise stated)

Particulars	Note No.	Year ended March 31, 2024	Year ended March 31, 2023
INCOME			
Revenue from operations	27	1,35,816.39	1,45,778.22
Other income	28	692.03	786.85
Total income		1,36,508.42	1,46,565.07
EXPENSES			
Cost of materials consumed	29	74,692.80	87,396.79
Changes in inventories of finished goods and goods-in-process	30	953.25	(192.71)
Employee benefit expense	31	7,581.90	6,547.98
Depreciation and amortization expense	32	5,791.46	5,651.87
Other expenses	33	42,493.69	42,498.69
Finance costs	34	4,202.52	3,599.42
Total expenses		1,35,715.62	1,45,502.04
Profit Before Tax		792.80	1,063.03
Exceptional Items	35	661.07	-
Profit Before Tax		131.73	1,063.03
Income Tax Expense	36		
Current tax		22.22	435.59
Deferred tax		(94.48)	(88.76)
Total Tax Expense		(72.26)	346.83
Profit for the year		203.99	716.20
Other comprehensive income			
Items that will not be reclassified to profit or loss			
Add : Remeasurements of post employment benefit obligations	31	(4.97)	115.17
Less : Income tax effect on above	36	(1.74)	40.25
Other comprehensive income for the year, net of tax		(3.23)	74.92
Total Comprehensive Income for the Year		200.76	791.12
Earnings per share			
Basic (₹)	42	0.40	1.42
Diluted (₹)		0.40	1.41

The above consolidated statement of Profit and Loss should be read in conjunction with the accompanying notes. This is the consolidated statement of Profit and Loss referred to in our report of the even date.

For Price Waterhouse Chartered Accountants LLP

Firm Registration No: 012754N/ N500016

Pankaj KhandeliaPartner
Membership No. 102022Place: Mumbai
Date: May 30, 2024**For and on behalf of the Board of Directors****Rajesh Mandawewala**Chairman
DIN 00007179**Himanshu Dhaddha**
Chief Financial Officer**Abhishek Mandawewala**CEO and Managing Director
DIN 00737785**Ashitosh Sheth**
Company Secretary



CONSOLIDATED STATEMENT OF CASH FLOW

for the Year ended March 31, 2024

(All amounts in ₹ Lakhs, unless otherwise stated)

Particulars	Year ended March 31, 2024	Year ended March 31, 2023
A. CASH FLOW FROM OPERATING ACTIVITIES		
Profit before tax	131.73	1,063.03
Adjustments for:		
Depreciation and amortisation expense	5,791.46	5,651.87
Finance costs	4,202.51	3,599.41
Net unrealised foreign exchange /loss	(3.77)	(4.66)
Gain on Lease Modification	-	(7.10)
Share based payment expense	128.57	216.38
Gain/Loss on sale/discard of property, plant and equipment (net)	(207.80)	110.65
Unwinding of discount on security deposits	(18.41)	(16.95)
Interest income	(105.81)	(59.53)
Operating profit before changes in operating assets and liabilities	9,918.48	10,553.10
Adjustments for changes in operating assets and liabilities:		
(Increase) / decrease in inventories	(1,521.51)	(1,111.62)
(Increase) / decrease in trade receivables	(1,878.71)	786.44
Increase / (decrease) in trade payables	4,547.06	1,062.36
Increase / (decrease) in other current financial liabilities	37.55	33.90
Increase / (decrease) in employee benefit obligations	59.55	(152.51)
Increase / (decrease) in other current liabilities	(99.17)	(20.01)
Increase / (decrease) in other non-current liabilities	-	(0.45)
(Increase) / decrease in Loans and other financial assets	(2,660.07)	(103.91)
(Increase) / decrease in other current and non-current financial assets	(2,034.35)	1,601.85
Cash Generated from Operations	6,368.83	12,649.15
Income tax (paid) net of refund	(4.68)	(837.38)
Net cash generated from operating activities	6,364.15	11,811.77
B. CASH FLOW FROM INVESTING ACTIVITIES		
Payment for property, plant, equipment and intangible assets	(5,752.46)	(7,795.12)
Proceeds from sale of property, plant and equipment	625.52	32.85
Realisation / (investment) in fixed deposit and margin money (Net)	(509.46)	298.69
Interest received	95.05	71.38
Net cash used in investing activities	(5,541.35)	(7,392.20)
C. CASH FLOW FROM FINANCING ACTIVITIES		
Proceeds from issue of equity shares	27.80	19.97
Proceeds / (Repayments) of long term borrowings	(3,613.18)	768.84
Proceeds / (Repayments) of short term borrowings	2,433.44	(1,703.41)
Proceeds / (Repayments) of supplier finance	4,978.24	-
Principal elements of lease payments	(663.92)	(615.28)
Proceeds from Intercorporate deposit	-	1,200.00
Finance costs paid	(4,188.74)	(3,565.96)
Net cash generated from / (used in) financing activities	(1,026.36)	(3,895.84)
Net (decrease) / increase in Cash and Cash Equivalents	(203.56)	523.73
Cash and cash equivalents at the beginning of the year	908.80	385.07
Cash and cash equivalents at the end of the year	705.24	908.80
Non-cash investing/ financing activities		
- Acquisition of right-of-use assets	1,694.43	67.38
Reconciliation of cash and cash equivalents as per the cash flow statement		
Cash and cash equivalents comprise of:		
Cash on Hand (Refer Note 12)	27.22	20.96
Balance with banks in current accounts (Refer Note 12)	678.02	887.84
Cash and bank balances at the end of the year	705.24	908.80

Notes:

- Consolidated cash flow statement has been prepared under the indirect method as set out in the Indian Accounting Standard (Ind AS) 3 "Statement of Cash Flows".
- The above consolidated statement of cash flows should be read in conjunction with the accompanying notes.

This is the consolidated cash flow statement referred to in our report of the even date.

For Price Waterhouse Chartered Accountants LLP

Firm Registration No: 012754N/ N500016

For and on behalf of the Board of Directors

Pankaj Khandelia
Partner
Membership No. 102022

Rajesh Mandawewala
Chairman
DIN 00007179

Abhishek Mandawewala
CEO and Managing Director
DIN 00737785

Place: Mumbai
Date: May 30, 2024

Himanshu Dhatta
Chief Financial Officer

Ashitosh Sheth
Company Secretary

Strategic Reports

Statutory Reports

Financial Statements

CONSOLIDATED STATEMENT OF CHANGES IN EQUITY

for the year ended March 31, 2024

(All amounts in ₹ Lakhs, unless otherwise stated)

A EQUITY SHARE CAPITAL

Particulars	Notes	Amount
Balance as at April 1, 2022		5,015.36
Changes in equity share capital during the year	17(a)	19.97
Balance as at March 31, 2023		5,035.33
Changes in equity share capital during the year	17(a)	27.80
Balance as at March 31, 2024		5,063.13

B OTHER EQUITY

Particulars	Notes	Reserves and Surplus					Retained earnings	Total Other Equity
		Capital reserve	Securities premium reserve	General Reserve	Share options outstanding account	Capital Redemption Reserve		
Balance as at April 1, 2022		2,664.93	7,056.59	107.06	190.77	293.36	25,669.27	35,981.98
Profit for the year		-	-	-	-	-	716.20	716.20
Other comprehensive income		-	-	-	-	-	74.92	74.92
Total comprehensive income for the year		-	-	-	-	-	791.12	791.12
Share options outstanding account	17(b)	-	103.26	-	216.38	-	-	319.64
Employee stock options exercised	17(b)	-	-	-	(103.26)	-	-	(103.26)
Balance as at March 31, 2023		2,664.93	7,159.85	107.06	303.89	293.36	26,460.39	36,989.48
Profit for the year		-	-	-	-	-	203.99	203.99
Other comprehensive income		-	-	-	-	-	(3.23)	(3.23)
Total comprehensive income for the year		-	-	-	-	-	200.76	200.76
Share options outstanding account	17(b)	-	127.41	-	128.57	-	-	255.98
Employee stock options exercised	17(b)	-	-	-	(127.41)	-	-	(127.41)
Balance as at March 31, 2024		2,664.93	7,287.26	107.06	305.05	293.36	26,661.15	37,318.81

The above Consolidated Statement of Changes in Equity should be read in conjunction with the accompanying notes.

This is the Consolidated Statement of Changes in Equity referred to in our report of the even/ date.

For Price Waterhouse Chartered Accountants LLP

Firm Registration No: 012754N/ N500016

Pankaj KhandeliaPartner
Membership No. 102022Place: Mumbai
Date: May 30, 2024**For and on behalf of the Board of Directors****Rajesh Mandawewala**Chairman
DIN 00007179**Himanshu Dhaddha**

Chief Financial Officer

Abhishek MandawewalaCEO and Managing Director
DIN 00737785**Ashitosh Sheth**

Company Secretary



NOTES

to the Consolidated Financial Statements for the Year ended March 31, 2024

(All amounts in ₹ Lakhs, unless otherwise stated)

General information

AYM Syntex Limited (herein referred to as “AYM” or “the Company”) and its subsidiary company AYM Textiles Private Limited together comprises the “Group”. The address of its registered office is Survey No. 374/1/1, Saily, Silvassa - 396230 (U.T. of Dadra & Nagar Haveli), India. The Company is listed on the Bombay Stock Exchange (BSE) and the National Stock Exchange (NSE). Since the inception, the Group has grown manifold and today is amongst the largest manufacturers and exporters of Polyester Filament Yarn, Nylon Filament Yarn and Bulk Continuous Filament Yarn from India.

The consolidated financial statements were authorised for issue by the board of directors of the Company on May 30, 2024

Note 1A: Material Accounting Policies

This Note provides a list of the Material accounting policies adopted in the preparation of these consolidated financial statements. These policies have been consistently applied to all the years presented, unless otherwise stated.

1.1 Basis of Preparation of Consolidated financial statements

(i) Compliance with Ind AS

The consolidated financial statements have been prepared in accordance with the accounting principles generally accepted in India and comply in all material aspects with Indian Accounting Standards (IND AS) notified under Section 133 of the Companies Act, 2013 (the Act) read with rule 3 of the Companies (Indian Accounting Standards) Rules, 2015, presentation requirement of Division II of Schedule III of the Companies Act, 2013 and other relevant provisions of the Act as amended from time to time.

(ii) Historical cost convention

The consolidated financial statements have been prepared on an accrual and going concern basis. The consolidated financial statements have been prepared on a historical cost basis, except as stated in subsequent policies for the following items:

- Certain financial assets and liabilities - Fair value
- Assets held for sale – Lower of cost or fair value less cost of sale
- Share based payments – Fair value

(iii) New and amended standards adopted by the group

The Ministry of Corporate Affairs had vide notification dated 31 March 2023 notified Companies (Indian Accounting Standards) Amendment Rules, 2023 which amended certain accounting standards, and are effective 1 April 2023.

Disclosure of accounting policies – amendments to Ind AS 1

Definition of accounting estimates – amendments to Ind AS 8

Deferred tax related to assets and liabilities arising from a single transaction – amendments to Ind AS 12

These amendments did not have any material impact on the amounts recognised in prior periods and are not expected to significantly affect the current or future periods.

(iv) Principal of consolidation

- a) Subsidiary is the entity over which the Company has control. The Company controls an entity when the Company is exposed to, or has rights to, variable returns from its involvement with the entity and has the ability to affect those returns through its power to direct the relevant activities of the entity. Subsidiary is fully consolidated from the date of incorporation i.e. June 27, 2022 on which the control is established.
- b) The Group combines the financial statements of the parent and its subsidiary line by line adding together like items of assets, liabilities, equity, income and expenses. Accounting policies of subsidiary have been changed where necessary to ensure consistency with the policies adopted by the Group.
- c) The financial statements of the subsidiary used in consolidation is drawn up to the same reporting date as that of the parent company i.e. year ended March 31, 2024.

NOTES

to the Consolidated Financial Statements for the Year ended March 31, 2024

(All amounts in ₹ Lakhs, unless otherwise stated)

- d) Following subsidiary has been considered in the preparation of consolidated financial statements:

Name of the subsidiary	Country of incorporation	% of Holding and voting power as at 31.03.2024
AYM Textiles Private Limited (Date of Incorporation: June 27, 2022)	India	100%

1.2 Foreign currency translation

a) Functional and presentation currency

Items included in the consolidated financial statements of the Group are measured using the currency of the primary economic environment in which the Group operates ('the functional currency'). The consolidated financial statements are presented in Indian rupees (INR), which is Group's functional and presentation currency.

b) Transactions and balances

Foreign currency transactions are translated and recorded into the functional currency using the exchange rates prevailing on the date of the transaction. Foreign exchange gains and losses resulting from the settlement of such transactions and from the translation of monetary assets and liabilities denominated in foreign currencies at year end exchange rates are generally recognised in the statement of profit or loss.

Foreign exchange differences regarded as an adjustment to borrowing costs are presented in the statement of profit and loss, within finance costs. All other foreign exchange gains and losses are presented in the statement of profit and loss on a net basis within other income or other expenses, as applicable.

Non-monetary items that are measured in terms of historical cost in a foreign currency are translated using the exchange rates at the dates of initial transaction.

Non-monetary items that are measured at fair value in a foreign currency are translated using the exchange rates at the date when the fair value was determined. Translation differences

on assets and liabilities carried at fair value are reported as part of the fair value gain or loss.

The Group has applied the exemption from the transition date i. e. April 1, 2016 in respect of accounting policy followed for long term foreign currency monetary items. Accordingly, foreign exchange differences, in respect of the long term foreign currency items till the year ended March 31, 2017, on account of depreciable assets are adjusted in the cost of depreciable assets and depreciated over the balance life of the assets.

1.3 Revenue recognition

The Group derives revenues primarily from sale of manufactured goods and related services. The Group has assessed revenue contracts and revenue is recognised upon satisfying specific performance obligations in accordance with provisions of contract with the customer.

It recognises revenue when control over the promised goods or services are transferred to the customer at an amount that reflects the consideration to which the Group expects to be entitled in exchange of those goods or services. This is generally determined when documents of title/goods are delivered/shipped to the customer in accordance with the agreed terms, following which the customer has full discretion over responsibility, manner of distribution and price to sell the goods and bears the risks of obsolescence and loss in relation to the goods and there is no unfulfilled obligation that would affect customer's acceptance of the product. All the foregoing occurs at a point in time upon shipment or delivery of the documents of title/product or goods.

The Group considers terms of the contract in determining the revenue. It is measured at the price that reflects the consideration the Group expects to be entitled to in exchange for satisfaction of the performance obligation. The Group considers freight, insurance and handling activities as costs to fulfil the promise to transfer products and related services and the customer payments for such activities are recorded as a component of revenue.

In certain customer contracts where freight is arranged by the Group and recovered from the customers, the same is treated as a distinct separate performance obligation and revenue is recognised when such freight services are rendered. The related shipping and handling costs incurred are included in



NOTES

to the Consolidated Financial Statements for the Year ended March 31, 2024

(All amounts in ₹ Lakhs, unless otherwise stated)

freight expenses when the Group is acting as principal in the shipping and handling arrangement. For volume discounts and pricing incentives/concessions offered to the customers, the Group makes estimates and provide for, based on customer performance and sales volume, which is recorded as deductions from revenue. Revenue from sale of by-products are included in revenue. Revenue from services is recognised when the services are completed. Revenue excludes any taxes and duties collected on behalf of the government. When there is uncertainty as to measurement or ultimate collectability, revenue recognition is postponed until such uncertainty is resolved.

The Group does not have any contracts where in the period between the transfer of the promised goods or services to the customer and payment by the customer exceeds one year. As a consequence, the Group does not adjust any of the transaction prices for the time value of money.

A receivable is recognised when the goods are delivered and to the extent it has an unconditional right to consideration (i.e. only the passage of time is required before the payment of consideration is due).

Consideration received before a related performance obligation is satisfied or before the Group transfer goods or services to the customer are recognised as contract liabilities. Contract liabilities are recognised as revenue when the Group completes its performance obligation under the contract.

Export Incentives

Export incentives and subsidies are recognised when there is reasonable assurance that the Group will comply with the conditions and the incentive will be received. Export benefits arising from duty drawback scheme, remission of duties and taxes on export products and merchandise export incentive scheme are recognised on shipment for export at the rate at which they accrue and is included in other operating income.

1.4 Income Tax

The income tax expense or credit for the year is the tax payable on the current year's taxable income based on the applicable income tax rate adjusted by changes in deferred income tax assets and liabilities attributable to temporary differences and unabsorbed tax losses.

a) Current income tax

Current income tax charge is based on taxable profit for the year. The tax rates and tax laws used to compute the amount are those that are enacted or substantively enacted, at the reporting date where the Group operates and generates taxable income. Management periodically evaluates positions taken in tax returns with respect to situations in which applicable tax regulation is subject to interpretation and considers whether it is probable that a taxation authority will accept an uncertain tax treatment. It establishes provisions where appropriate on the basis of amounts expected to be paid to the tax authorities.

Current tax assets and liabilities are offset when there is a legally enforceable right to set off current tax assets against current tax liabilities and Group intends either to settle on a net basis, or to realise the asset and settle the liability simultaneously.

b) Deferred income tax

Deferred income tax is provided in full using the liability method on temporary differences between the tax bases of assets and liabilities and their carrying amounts for financial reporting purposes at the reporting date. Deferred income tax assets are recognised to the extent that it is probable that future taxable income will be available against which the deductible temporary differences, unused tax losses, depreciation carry-forwards and unused tax credits could be utilised.

Deferred income tax is not accounted for if it arises from initial recognition of an asset or liability in a transaction other than a business combination that at the time of the transaction affects neither accounting profit nor taxable profit (tax loss).

Deferred tax assets and liabilities are determined using tax rates and laws that have been enacted or substantially enacted by the end of the reporting period and are expected to apply when the related deferred income tax asset is realised or the deferred income tax liability is settled.

NOTES

to the Consolidated Financial Statements for the Year ended March 31, 2024

(All amounts in ₹ Lakhs, unless otherwise stated)

The carrying amount of deferred income tax assets is reviewed at each reporting date and adjusted to reflect changes in probability that sufficient taxable profits will be available to allow all or part of the asset to be recovered. Deferred tax assets are recognised for all deductible temporary differences and unused tax losses only if it is probable that future taxable amounts will be available to utilize those temporary differences and losses.

Deferred tax assets and liabilities are offset where there is a legally enforceable right to offset current tax assets and liabilities and where the deferred tax balances relate to the same taxation authority. Current tax assets and tax liabilities are offset where the Group has a legally enforceable right to offset and intends either to settle on a net basis, or to realise the asset and settle the liability simultaneously.

Current and Deferred Tax is recognised in profit or loss, except to the extent that it relates to items recognised in other comprehensive income or directly in equity. In this case the tax is also recognised in other comprehensive income or directly in equity respectively.

Minimum Alternate Tax ('MAT') credit entitlement is recognised as a deferred tax asset by crediting the Statement of profit and loss only when and to the extent there is convincing evidence that MAT credit will reverse in the foreseeable future and the Group will be able to utilize the said credit against normal tax payable during the specified period.

1.5 Leases

As a lessee

Leases are recognised as a right-of-use (ROU) asset and a corresponding liability at the date at which the leased asset is available for use by the Group for all leases except short-term leases. Contracts may contain both lease and non-lease components. The Group allocates the consideration in the contract to the lease and non-lease components based on their relative stand-alone prices. However, for leases of real estate for which the Group is a lessee, it has elected not to separate lease and non-lease components and instead accounts for these as a single lease component.

Assets and liabilities arising from a lease are initially measured on a present value basis.

Lease liabilities are recognised based on the net present value of the following lease payments:

- fixed payments (including in-substance fixed payments), less any lease incentives receivable
- variable lease payment that are based on an index or a rate, initially measured using the index or rate as at the commencement date
- amounts expected to be payable by the Group under residual value guarantees
- the exercise price of a purchase option if the Group is reasonably certain to exercise that option, and.
- payments of penalties for terminating the lease, if the lease term reflects the Group exercising that option.

Lease payments to be made under reasonably certain extension options are also included in the measurement of the liability. The lease payments are discounted using the interest rate implicit in the lease. If that rate cannot be readily determined, which is generally the case for leases in the Group, the lessee's incremental borrowing rate at the date of initial application is used, being the rate that the individual lessee would have to pay to borrow the funds necessary to obtain an asset of similar value to the right-of-use asset in a similar economic environment with similar terms, security and conditions.

To determine the incremental borrowing rate, the Group:

- where possible, uses recent third-party financing received by the individual lessee as a starting point, adjusted to reflect changes in financing conditions since third party financing was received
- uses a build-up approach that starts with a risk-free interest rate adjusted for credit risk for leases held by Group, which does not have recent third party financing, and
- makes adjustments specific to the lease, e.g. term, country, currency and security.

If a readily observable amortising loan rate is available to the individual lessee (through recent financing or



NOTES

to the Consolidated Financial Statements for the Year ended March 31, 2024

(All amounts in ₹ Lakhs, unless otherwise stated)

market data) which has a similar payment profile to the lease, then the Group use that rate as a starting point to determine the incremental borrowing rate.

The Group is exposed to potential future increases in variable lease payments based on an index or rate, which are not included in the lease liability until they take effect.

When adjustments to lease payments based on an index or rate take effect, the lease liability is reassessed and adjusted against the right-of-use asset.

Lease payments are allocated between principal and finance cost. The finance cost is charged to profit or loss over the lease period so as to produce a constant periodic rate of interest on the remaining balance of the liability for each period.

The ROU assets are measured at cost comprising the following:

- initial amount of lease liability
- any lease payments made at or before the commencement date less any lease incentives received
- any initial direct costs, and
- restoration costs.

They are subsequently measured at cost less accumulated depreciation. ROU assets are depreciated from the commencement date over the shorter of the asset's useful life and the lease term on a straight-line basis. If the Group is reasonably certain to exercise a purchase option, the right-of-use asset is depreciated over the underlying asset's useful life.

Lease liability and ROU assets have been separately disclosed in the Balance Sheet and lease payments have been classified as financing cash flows.

Payments associated with short-term leases are recognised as an expense in profit or loss. Short-term leases are leases with a lease term of 12 months or less.

1.6 Property, plant and equipment

Freehold land is carried at historical cost. All other items of property, plant and equipment are stated at historical cost less accumulated depreciation and impairment losses, if any. Historical cost includes expenditure that is directly attributable on making the

asset ready for its intended use and location, relevant borrowing cost for qualifying assets and present value of any obligatory cost of decommissioning.

Subsequent costs of replacement and major maintenance or repair (overhaul costs) are included in an asset's carrying amount or recognised as a separate asset, as appropriate, only when it is probable that future economic benefits will flow to the Group and the cost can be measured reliably. The carrying amount of any asset or component of an asset replaced is derecognised when replaced. Overhaul costs associated with major maintenance are capitalised and depreciated over their useful lives. All other repairs and maintenance are charged to profit or loss during the reporting period in which they are incurred.

Capital work-in-progress comprises cost and related expenses, of property, plant and equipment that are not yet ready for their intended use at the reporting date.

Depreciation methods, estimated useful lives and residual value

Freehold land is not depreciated. Leasehold improvements are amortised over the shorter of estimated useful life or the related lease term, unless the Group expects to use the assets beyond the lease term. Depreciation is calculated using the straight-line method to allocate the costs, net of residual values, over the estimated useful lives as follows:

Asset	Useful life (years)
Office equipment	5
Furniture and fixtures	10
Computer hardware and software	3/5
Vehicles	8
Plant and machinery*#	7 to 25
Electrical installation	10
Factory building	30
Residential and other buildings	60
Other buildings (carpeted roads)	10

*Extra shift depreciation is provided.

#Useful lives determined based on technical evaluation by the expert is equal to or lower than those specified in the Schedule II.

NOTES

to the Consolidated Financial Statements for the Year ended March 31, 2024

(All amounts in ₹ Lakhs, unless otherwise stated)

The useful lives have been determined based on Schedule II of the Companies Act, 2013. The residual values are not more than 5% of the original cost of the assets. The assets' residual values and useful lives are reviewed, and adjusted if appropriate, at the end of each reporting period. Each component of an item of property, plant and equipment with a cost that is significant in relation to the total cost of that item is depreciated separately, if its useful life differs from that of other components of the asset.

Estimated useful lives, residual values and depreciation methods are reviewed annually, taking into account commercial and technological obsolescence as well as normal wear and tear and adjusted prospectively, if appropriate.

An item of property, plant and equipment is derecognised upon disposal or when no future economic benefits are expected to arise from continued use of the asset. Gains and losses on disposal or retirement are determined as the difference between net proceeds and the carrying amount. These are recognised in statement of profit and loss within other expenses or other income, as applicable.

1.7 Intangible assets

a) Intangible assets with finite useful lives:

Intangible assets with finite useful lives acquired by the Group are measured at cost less accumulated amortization and accumulated impairment losses, if any. Amortization is charged on a straight-line basis over the estimated useful lives.

The estimated useful life and amortization method are reviewed at the end of each annual reporting period, with the effect of any changes in the estimate being accounted for on a prospective basis.

b) Research and Development

Research expenditure and development expenditure that do not meet the criteria in Note 1.7(a) above are recognised as an expense as incurred. Development costs previously recognised as an expense are not recognised as an asset in subsequent period.

c) Amortization method and period

Intangible assets comprise of computer software and licenses which are amortised on a straight-line basis over the expected useful life over a period of five years.

1.8 Inventories

Raw materials and stores, goods-in-process and finished goods

Raw materials, stores, goods-in-process and finished goods are stated at the lower of cost and net realizable value. Cost of raw materials comprises cost of purchases.

Cost of work-in progress and finished goods comprises direct materials, direct labor and an appropriate proportion of variable and fixed overhead expenditure, the latter being allocated based on normal operating capacity.

Cost of inventories also include all other costs incurred in bringing the inventories to their present location and condition. Costs are assigned to individual items of inventory on moving weighted average basis. Costs of purchased inventory are determined after deducting rebates and discounts. Net realizable value is the estimated selling price in the ordinary course of business less the estimated costs of completion and the estimated costs necessary to make the sale.

1.9 Borrowing costs

General and specific borrowing costs that are directly attributable to the acquisition, construction or production of a qualifying asset are capitalised during the period that is required to complete and prepare the asset for its intended use or sale. Qualifying assets are assets that necessarily take a substantial period of time to get ready for their intended use or sale.

Borrowing cost includes exchange differences arising from foreign currency borrowings to the extent they are regarded as an adjustment to the finance cost.

Investment income earned on the temporary investment of specific borrowings pending their expenditure on qualifying assets is deducted from the borrowing costs eligible for capitalization.

Other borrowing costs are expensed in the period in which they are incurred.



NOTES

to the Consolidated Financial Statements for the Year ended March 31, 2024

(All amounts in ₹ Lakhs, unless otherwise stated)

1.10 Employee benefits

Short-term obligations

Liabilities for wages and salaries, including non-monetary benefits that are expected to be settled wholly within 12 months after the end of the period in which the employees render the related service are recognised in respect of employees' services up to the end of the reporting period and are rendered at the undiscounted amount of benefits expected to be paid when the liabilities are settled. The liabilities are presented as current employee benefit obligations in the balance sheet.

Other long-term employee benefit obligations

The liabilities for earned leave are not expected to be settled wholly within 12 months after the end of the period in which the employees render the related service. They are therefore measured as the present value of expected future payments to be made in respect of services provided by employees up to the end of the reporting period using the projected unit credit method. The benefits are discounted using the market yields at the end of the reporting period that have terms approximating to the terms of the related obligation.

Remeasurements as a result of experience adjustments and changes in actuarial assumptions are recognised in other comprehensive income.

The obligations are presented as current liabilities in the balance sheet if the Group does not have an unconditional right to defer settlement for at least twelve months after the reporting period, regardless of when the actual settlement is expected to occur.

Post-employment obligations

The Group operates the following post-employment schemes:

- Defined benefit plans such as gratuity, and
- Defined contribution plans such as provident fund and superannuation fund.

a) Defined Benefit Plans

(i) Gratuity obligations

The liability or asset recognised in the balance sheet in respect of defined benefit gratuity plans is the present value of the defined benefit obligation at the end of the

annual reporting period less the fair value of plan assets. The defined benefit cost is calculated annually by actuaries using the projected unit credit method.

The present value of the defined benefit obligation denominated in INR is determined by discounting the estimated future cash outflows by reference to market yields at the end of the reporting period on government bonds that have terms approximating to the terms of the related obligation. The benefits which are denominated in currency other than INR, the cash flows are discounted using market yields determined by reference to high-quality corporate bonds that are denominated in the currency in which the benefits will be paid, and that have terms approximating to the terms of the related obligation.

The service cost include current service cost, past service cost, gains and losses on curtailments and settlements. Changes in the present value of the defined benefit obligation resulting from plan amendments or curtailments are recognised immediately in profit or loss as past service cost.

The net interest cost is calculated by applying the discount rate to the net balance of the defined benefit obligation and the fair value of plan assets. This cost is included in employee benefit expense in the statement of profit and loss.

Remeasurement gains and losses arising from experience adjustments and changes in actuarial assumptions are recognised in the period in which they occur, directly in other comprehensive income. They are included in retained earnings in the statement of changes in equity and in the balance sheet.

Remeasurements are not reclassified to profit and loss in the subsequent periods.

b) Defined contribution plans

- (i) Provident Fund, Employee State Insurance Corporation (ESIC) and Labour Welfare Fund (LWF).

NOTES

to the Consolidated Financial Statements for the Year ended March 31, 2024

(All amounts in ₹ Lakhs, unless otherwise stated)

The Contribution towards provident fund, ESIC, LWF for certain employees is made to the regulatory authorities where the Group has no further obligations. Such benefits are classified as Defined Contribution Schemes as the Group does not carry any further obligations apart from the contributions made on a monthly basis.

(ii) Superannuation Fund

Contribution towards superannuation fund for certain employees is made to defined contribution scheme administered by insurance Group where the Group has no further obligations. Such benefits are classified as Defined Contribution Schemes as the Group does not carry any further obligations, apart from contribution made on monthly basis.

Payment to defined contribution retirement benefit plans are recognised as an expense when employees have rendered service entitling them to the contributions.

c) Shared based payments

Employee options

The fair value of options under the AYM Syntex Limited Employee Option scheme is recognised as an employee benefits expense at the grant date with a corresponding increase in equity. The total amount to be expensed is determined by reference to the fair value of the options granted:

- including any market performance conditions (e.g., the Group's share price)
- excluding the impact of any service and non-market performance vesting conditions (e.g. profitability, sales growth targets and remaining an employee of the Group over a specified time period), and
- including the impact of any non-vesting conditions (e.g. the requirement for employees to save or holdings shares for a specific period).

The total expense is recognised over the vesting period, which is the period over which all the specified vesting conditions are to be satisfied. At the end of each

period, the Group reviews its estimates of the number of options that are expected to vest based on the non-market vesting and service conditions. It recognises the impact of the revision to original estimates, if any, in profit or loss such that the cumulative expense reflects the revised estimate with a corresponding adjustment to equity-settled employee benefits reserve.

Bonus Plan

The Group recognises a liability and an expense for bonus where contractually obliged or where there is a past practice that has created a constructive obligation.

1.11 Provisions and contingent liabilities

a) Provisions

Provisions for legal claims, quality claims and volume discounts are recognised when the Group has a present legal or constructive obligation as a result of past events, it is probable that an outflow of resources will be required to settle the obligation and the amount can be reliably estimated. Provisions are not recognised for future operating losses.

Provisions for restructuring are recognised by the Group when it has developed a detailed formal plan for restructuring and has raised a valid expectation in those affected that the Group will carry out the restructuring by starting to implement the plan or announcing its main features to those affected by it. The measurement of provision for restructuring includes only direct expenditures arising from the restructuring, which are both necessarily entailed by the restructuring and not associated with the ongoing activities of the Group.

Where there are a number of similar obligations, the likelihood that an outflow will be required in settlement is determined by considering the class of obligations as a whole. A provision is recognised even if the likelihood of an outflow with respect to any one item included in the same class of obligations may be small.

Provisions are measured at the nominal or present value of management's best estimate of the expenditure required, taking into account the risks and uncertainties surrounding the



NOTES

to the Consolidated Financial Statements for the Year ended March 31, 2024

(All amounts in ₹ Lakhs, unless otherwise stated)

obligation, to settle the present obligation at the end of the reporting period. The discount rate used to determine the present value is a pre-tax rate that reflects current market assessments of the time value of money and the risks specific to the liability. The increase in the provision due to the passage of time is recognised as interest expense.

b) **Contingent liabilities**

Contingent liabilities are disclosed when there is a possible obligation arising from past events the existence of which will be confirmed only by the occurrence or non-occurrence of one or more uncertain future events not wholly within the control of the Group or a present obligation that arises from past events where it is either not probable that an outflow of resources will be required to settle or a reliable estimate of the amount cannot be made.

c) **Contingent Assets**

Contingent Assets are disclosed, where an inflow of economic benefits is probable. The Group shall not recognise a contingent asset unless the recovery is virtually certain.

1.12 **Exceptional items**

Exceptional items are items of income or expense recorded in the year in which they have been determined by management as being material by their size or incidence in relation to the consolidated financial statements and are presented separately within the results of the Group. The determination of which items are disclosed as exceptional items affect the presentation of profit for the year and requires a degree of judgment.

Note 1B: Other Accounting Policies

This Note provides a list of the other accounting policies adopted in the preparation of these standalone financial statements. These policies have been consistently applied to all the years presented, unless otherwise stated.

1.13 **Government grants**

Grants from the government are recognised at their fair value where there is a reasonable assurance that the grant will be received and the Group will comply with all attached conditions.

Government grants relating to income are deferred and recognised in the profit or loss over the period necessary to match them with the costs that they are intended to compensate and presented within other income.

Government grants relating to the purchase of property, plant and equipment are included in liabilities as deferred income and are credited to profit or loss over the periods and in proportions in which depreciation expense on those assets is recognised.

1.14 **Rounding of amounts**

All amounts disclosed in the consolidated financial statements and notes have been rounded off to the nearest lakhs with two decimal as per the requirement of Schedule III, unless otherwise stated.

1.15 **Earnings per share**

Basic earnings per share

Basic earnings per share is calculated by dividing the profit attributable to owners of the Group by the weighted average number of equity shares outstanding during the financial year, adjusted for bonus elements in equity shares issued during the year and excluding treasury shares (Note 42).

Diluted earnings per share

Diluted earnings per share adjusts the figures used in the determination of basic earnings per share to take into account the after income tax effect of interest and other financing costs associated with dilutive potential equity shares, and the weighted average number of additional equity shares that would have been outstanding assuming the conversion of all dilutive potential equity shares.

1.16 **Segment Reporting**

Operating segments are reported in a manner consistent with the internal reporting provided to the chief operating decision maker.

The Managing Director, who has been identified as the chief operating decision maker, assesses the financial performance and position of the Group and makes strategic decisions. Refer Note 48 for the segment information presented.

1.17 **Contributed Equity**

Equity shares are classified as equity. Incremental costs directly attributable to the issue of new shares or

NOTES

to the Consolidated Financial Statements for the Year ended March 31, 2024

(All amounts in ₹ Lakhs, unless otherwise stated)

options are shown in equity as a deduction, net of tax, from the proceeds.

1.18 Dividends

Provision is made for any dividend declared, being appropriately authorised and no longer at the discretion of the Group, on or before the end of the reporting period but not distributed at the end of the reporting period.

1.19 Impairment of assets

Assets are tested for impairment whenever events or changes in circumstances indicate that the carrying amount may not be recoverable. An impairment loss is recognised for the amount by which the asset's carrying amount exceeds its recoverable amount. The recoverable amount is the higher of an asset's fair value less costs of disposal and value in use. For the purposes of assessing impairment, assets are grouped at the lowest levels for which there are separately identifiable cash inflows which are largely independent of the cash inflows from other assets or groups of assets (cash-generating units). Non-financial assets that suffered an impairment are reviewed for possible reversal of the impairment at the end of each reporting period.

An impairment loss or a reversal of an impairment loss is immediately recognised in the statement of profit and loss.

1.20 Non-current assets held for sale

Non-current assets are classified as held for sale if their carrying amount will be recovered principally through a sale transaction rather than through continuing use and a sale is considered highly probable. They are measured at the lower of their carrying amount and fair value less costs to sell.

An impairment loss is recognised for any initial or subsequent write-down of the assets to fair value less costs to sell. A gain is recognised for any subsequent increase in fair value less costs to sell, but not in excess of any cumulative impairment loss previously recognised. A gain or loss not previously recognised by the date of the sale of the non-current assets is recognised at the date of de-recognition.

Non-current assets are not depreciated or amortised while they are classified as held for sale.

Non-current assets classified as held for sale are presented separately from the other assets in the balance sheet.

1.21 Financial Instruments

A financial instrument is any contract that gives rise to a financial asset of one Group and a financial liability or equity instrument of another Group.

Investments and Other Financial Assets

a) Classification

The Group classifies its financial assets in the following measurement categories:

- Those to be measured subsequently at fair value (either through other comprehensive income, or through profit or loss), and
- Those measured at amortised cost.

The classification depends on the Group's business model for managing the financial assets and the contractual terms of the cash flows.

For assets measured at fair value, gains and losses will either be recorded in profit or loss or other comprehensive income.

For investments in debt instruments, recognition will depend on the business model in which the investment is held.

For investments in equity instruments, recognition will depend on whether the Group has made an irrevocable election at the time of initial recognition to account for the equity investment at fair value through other comprehensive income.

The Group reclassifies debt investments when and only when its business model for managing those assets changes.

b) Recognition

Regular way purchases and sales of financial assets are recognised on trade-date, the date on which the Group commits to purchase or sale the financial asset.



NOTES

to the Consolidated Financial Statements for the Year ended March 31, 2024

(All amounts in ₹ Lakhs, unless otherwise stated)

c) Measurement

At initial recognition, the Group measures a financial asset (excluding trade receivables which do not contain a significant financing component) at its fair value plus, in the case of a financial asset not at fair value through profit or loss, transaction costs that are directly attributable to the acquisition of the financial asset. Transaction costs of financial assets carried at fair value through profit or loss are expensed in profit or loss.

(i) Debt instruments:

Subsequent measurement of debt instruments depends on the Group's business model for managing the asset and the cash flow characteristics of the asset. There are three measurement categories into which the Group classifies its debt instruments:

- **Amortised cost:**

Assets that are held for collection of contractual cash flows where those cash flows represent solely payments of principal and interest are measured at amortised cost. Interest income from these financial assets is included in finance income using the effective interest rate method. Any gain or loss arising on derecognition is recognised directly in profit or loss and presented in other gains/(losses). Impairment losses are presented as separate line item in the statement of profit and loss.

- **Fair value through other comprehensive income (FVOCI):**

Assets that are held for collection of contractual cash flows and for selling the financial assets, where the assets' cash flows represent solely payments of principal and interest, are measured at fair value through other comprehensive income (FVOCI). Movements in the carrying amount are taken through OCI, except for the recognition of impairment gains or losses, interest income and foreign exchange gains and losses which are recognised in profit and loss. When the financial asset is derecognised, the cumulative gain or loss previously

recognised in OCI is reclassified from equity to profit or loss and recognised in other expenses or other incomes, as applicable. Interest income from these financial assets is included in other income using the effective interest rate method. Foreign Exchange gains and losses are presented in other gains and losses and impairment expenses in other expenses.

- **Fair value through profit or loss:**

Assets that do not meet the criteria for amortised cost or FVOCI are measured at fair value through profit or loss. A gain or loss on a debt investment that is subsequently measured at fair value through profit or loss and is not part of a hedging relationship is recognised in profit or loss and presented net in the statement of profit and loss within other expenses or other incomes, as applicable in the period in which it arises. Interest income from these financial assets is included in other income.

(ii) Equity instruments:

The Group measures all equity investments at fair value. Where the Group's management has elected to present fair value gains and losses on equity investments in other comprehensive income, there will be no subsequent reclassification of fair value gains and losses to profit or loss. Dividends from such investments are recognised in profit or loss as other income when the Group's right to receive payments is established.

Changes in the fair value of financial assets at fair value through profit or loss are recognised in the statement of profit and loss. Impairment losses (and reversal of impairment losses) on equity investments measured at FVOCI are not reported separately from other changes in fair value.

d) Impairment of financial assets

The Group assesses on a forward-looking basis the expected credit loss associated with its assets carried at amortised cost and FVOCI debt instruments. The impairment methodology applied depends on whether there has been a significant increase in credit risk. Note 39 details

NOTES

to the Consolidated Financial Statements for the Year ended March 31, 2024

(All amounts in ₹ Lakhs, unless otherwise stated)

how the Group determines whether there has been a significant increase in credit risk.

For trade receivables only, the Group applies the simplified approach permitted by Ind AS 109 Financial Instruments, which requires expected lifetime losses to be recognised from initial recognition of the receivables.

e) Derecognition of financial assets revenue recognition

A financial asset is derecognised only when

- the Group has transferred the rights to receive cash flows from the financial asset or
- it retains the contractual rights to receive the cash flows of the financial asset, but assumes a contractual obligation to pay the cash flows to one or more recipients.

Where the Group has transferred an asset, the Group evaluates whether it has transferred substantially all risks and rewards of ownership of the financial asset. In such cases, the financial asset is derecognised. Where the Group has not transferred substantially all risks and rewards of ownership of the financial asset, the financial asset is not derecognised.

Where the Group has neither transferred a financial asset nor retains substantially all risks and rewards of ownership of the financial asset, the financial asset is derecognised if the Group has not retained control of the financial asset. Where the Group retains control of the financial asset, the asset is continued to be recognised to the extent of continuing involvement in the financial asset.

f) Income recognition

(i) Interest income

Interest income from financial assets at fair value through profit or loss is disclosed as interest income within other income. Interest income on financial assets at amortised cost and financial assets at FVOCI is calculated using the effective interest method is recognised in the statement of profit and loss as part of other income.

Interest income is calculated by applying the effective interest rate to the gross carrying amount of a financial asset except for financial assets that subsequently become credit-impaired. For credit-impaired financial assets the effective interest rate is applied to the net carrying amount of the financial asset (after deduction of the loss allowance).

(ii) Dividends

Dividends are received from financial assets at fair value through profit or loss and at FVOCI. Dividends are recognised as other income in profit or loss when the right to receive payment is established. This applies even if they are paid out of pre-acquisition profits, unless the dividend clearly represents a recovery of part of the cost of the investment.

g) Cash and cash equivalents

Cash and cash equivalents includes cash in hand, deposits held at call with banks, other short term highly liquid investments with original maturities of three months or less that are readily convertible to known amounts of cash and which are subject to an insignificant risk of changes in value.

Bank overdrafts are shown within borrowings in current liabilities in the balance sheet.

h) Trade receivable

Trade receivables are consideration due from customers for goods sold or services performed in the ordinary course of business. Trade receivables are recognised/measured initially at transaction price that is unconditional unless they contain significant financing components.

Financial liabilities

a) Measurement:

Financial liabilities are initially recognised at fair value, reduced by transaction costs (in case of financial liability not at fair value through profit or loss), that are directly attributable to the issue of financial liability. After initial recognition, financial liabilities are measured at amortised cost using effective interest method. The effective interest rate is the rate that exactly



NOTES

to the Consolidated Financial Statements for the Year ended March 31, 2024

(All amounts in ₹ Lakhs, unless otherwise stated)

discounts estimated future cash outflow (including all fees paid, transaction cost, and other premiums or discounts) through the expected life of the financial liability, or, where appropriate, a shorter period, to the net carrying amount on initial recognition. At the time of initial recognition, there is no financial liability irrevocably designated as measured at fair value through profit or loss. Liabilities from finance lease agreements are measured at the lower of fair value of the leased asset or present value of minimum lease payments.

b) Derecognition:

A financial liability is derecognised when the obligation under the liability is discharged or cancelled or expires. When an existing financial liability is replaced by another from the same lender on substantially different terms, or the terms of an existing liability are substantially modified, such an exchange or modification is treated as the de-recognition of the original liability and the recognition of a new liability. The difference in the respective carrying amounts is recognised in the statement of profit or loss.

c) Borrowings:

Borrowings are initially recognised at fair value, net of transaction costs incurred. Borrowings are subsequently measured at amortised cost. Any difference between the proceeds (net of transaction costs) and the redemption amount is recognised in profit or loss over the period of the borrowings using the effective interest method. Fees paid on the establishment of loan facilities are recognised as transaction costs of the loan to the extent that it is probable that some or all of the facility will be drawn down. In this case, the fee is deferred until the draw down occurs. To the extent there is no evidence that it is probable that some or all of the facility will be drawn down, the fee is capitalised as a prepayment for liquidity services and amortised over the period of the facility to which it relates.

Borrowings are removed from the balance sheet when the obligation specified in the contract is discharged, cancelled or expired. The difference between the carrying amount of a financial liability that has been extinguished or transferred to another party and the consideration paid, including any non-cash

assets transferred or liabilities assumed, is recognised in Statement of profit and loss.

Where the terms of a financial liability are renegotiated and the Group issues equity instruments to a creditor to extinguish all or part of the liability (debt for equity swap), a gain or loss is recognised in profit or loss, which is measured as the difference between the carrying amount of the financial liability and the fair value of the equity instruments issued.

Borrowings are classified as current liabilities unless the Group has unconditional right to defer settlement of the liability for at least 12 months after the reporting period. Where there is a breach of a material provision of a long-term arrangement on or before the end of the reporting period with the effect that the liability becomes payable on demand on the reporting date, the Group does not classify the liability as current, if the lender agreed, after the reporting period and before the approval of the consolidated financial statements for issue, not to demand payment as consequence of the breach.

d) Trade and other payables:

These amounts represent liabilities for goods and services provided to the group prior to the end of financial year which are unpaid. The amounts are unsecured and are usually paid within 30-90 days of recognition. Trade and other payables are presented as current liabilities unless payment is not due within 12 months after the reporting period. They are recognised initially at their fair value and subsequently measured at amortised cost using the effective interest method.

e) Offsetting financial instruments

Financial assets and liabilities are offset and the net amount is reported in the balance sheet where there is a legally enforceable right to offset the recognised amounts and there is an intention to settle on a net basis or realise the asset and settle the liability simultaneously. The legally enforceable right must not be contingent on future events and must be enforceable in the normal course of business and in the event of default, insolvency or bankruptcy of the Group or the counterparty.

NOTES

to the Consolidated Financial Statements for the Year ended March 31, 2024

(All amounts in ₹ Lakhs, unless otherwise stated)

Note 2: Material accounting assumptions, estimates and judgements

The preparation of consolidated financial statements requires the use of accounting estimates which, by definition, will seldom equal the actual results. Management also needs to exercise assumptions, estimates and judgements in applying the Group's accounting policies. This note provides an overview of the areas that involved a higher degree of judgement or complexity, and of items which are more likely to be materially adjusted due to estimates and assumptions turning out to be different than those originally assessed. Detailed information about each of these estimates and judgements is included in relevant notes together with information about the basis of calculation for each affected line item in the consolidated financial statements. Accounting estimates could change from period to period.

a) Estimation of current tax expense and deferred income tax

The calculation of the Group's tax charge necessarily involves a degree of estimation and judgement in respect of certain items whose tax treatment cannot be finally determined until resolution has been reached with the relevant tax authority or, as appropriate, through a formal legal process. The final resolution of some of these items may give rise to material profits/losses and/or cash flows. Significant judgments are involved in determining the provision for income taxes, including amount expected to be paid/recovered for uncertain tax positions (Refer Note 36).

The recognition of deferred income tax assets (including MAT Credit)/ liabilities is based upon management's assessment of future taxable profits for recoverability of the deferred benefit. Expected recoverability may result from sufficient and suitable taxable profits in the future, planned transactions and planned tax optimizing measures. To determine the future taxable profits, reference is made to the latest available profit forecasts.

b) Estimation of Provisions and Contingent Liabilities.

The Group exercises judgement in measuring and recognizing provisions and the exposures to contingent liabilities which is related to pending

litigation or other outstanding claims. Judgement is necessary in assessing the likelihood that a pending claim will succeed, or a liability will arise, and to quantify the possible range of the financial settlement. Because of the inherent uncertainty in this evaluation process, actual liability may be different from the originally estimated as provision (Refer Note 40).

c) Estimated useful life of Property, Plant and Equipment

Property, Plant and Equipment represent a significant proportion of the asset base of the Group. The charge in respect of periodic depreciation is derived after determining an estimate of an asset's expected useful life and the expected residual value at the end of its life.

The useful lives and residual values of Group's assets are determined by management at the time the asset is acquired and reviewed periodically, including at each financial year end. Internal and external factors such as changes in the expected level of usage, technological developments, product life cycle, relative efficiencies and operating costs may impact their life and the residual value of these assets. This reassessment may result in change in depreciation and amortization expense and have an impact on profit in future years. For the relative size of the Group's property, plant and equipment and intangible assets (Refer Note 3 and 4).

d) Provision for inventories

The Group writes down inventories to net realisable value based on an estimate of the realisability of inventories. Write downs on inventories are recorded where events or changes in circumstances indicate that the carrying balances may not be realised. The identification of write-downs requires the use of estimates of net selling prices, age and quality/condition of downgraded materials / inventories. Where the expectation is different from the original estimate, such difference will impact the carrying value of inventories and write-downs of inventories in the periods in which such estimate has been changed.

Write-downs of inventories to net realisable value amounted to ₹ 391.91 lakhs (March 31,



NOTES

to the Consolidated Financial Statements for the Year ended March 31, 2024

(All amounts in ₹ Lakhs, unless otherwise stated)

2023: ₹ 318.91 lakhs). These were recognised as an expense during the year and included in 'changes in the inventories of work-in-progress and finished goods' in statement of Profit and Loss.

e) Estimation of Defined Benefit Obligation

The present value of the defined benefit obligations depends on a number of factors that are determined on an actuarial basis using a number of assumptions. Significant judgements are required when setting these assumptions which include estimation of appropriate discount rate, inflation, salary growth, attrition rates and mortality rates. Any changes in these assumptions will impact the carrying amount of such obligations. All assumptions are reviewed at each reporting date.

The Group determines the appropriate discount rate at the end of each year. This is the interest rate that is used to determine the present value of estimated future cash outflows expected to be required to settle the defined benefit obligations. In determining the appropriate discount rate, the Group considers the interest rates of government bonds of maturity

approximating the terms of the related plan liability. Refer Note 31 for the details of the assumptions used in estimating the defined benefit obligation.

f) Estimation of impairment of non-current assets

Ind AS 36 requires that the Group assesses whether there is any indication of impairment to an asset or a cash generating unit and recoverability of potentially impaired assets. The indication come from interplay of various internal and external factors. Based on the indications/conditions which can be external or internal, impairment testing requires an estimate of value in use of the assets. The Group applies the discounted cash flow method based on the continued use of the assets in the present condition for calculation of value in use. In considering the value in use, the management requires the use of estimates of, among other uncertain variables, capacity utilization, sales, cost of materials, operating margins, rate of growth, currency rate movements and discount rates of the underlying business/operations. Any consequent changes to the cash flows due to changes in any of the above factors could impact the carrying value of the assets.

NOTES

to the Consolidated Financial Statements for the Year ended March 31, 2024

(All amounts in ₹ Lakhs, unless otherwise stated)

NOTE 3A: PROPERTY, PLANT AND EQUIPMENT

Particulars	Freehold Land	Leasehold Improvements	Building	Plant & Machinery	Vehicles	Furniture and Fixtures	Equipments	Computers	Total	Capital work in progress
Year ended March 31, 2023										
Gross carrying amount										
Opening gross carrying amount	1,607.42	17.31	8,154.91	55,060.38	192.83	261.29	192.77	640.90	66,127.81	1,495.32
Additions	44.62	-	-	77.11	-	0.44	3.11	7.68	132.96	6,415.15
Disposals	-	-	(4.43)	(467.44)	-	(0.07)	(0.02)	-	(471.96)	-
Transfers from CWIP	-	-	843.53	3,871.11	-	-	5.90	93.47	4,814.01	(4,814.01)
Closing gross carrying amount	1,652.04	17.31	8,994.01	58,541.16	192.83	261.66	201.76	742.05	70,602.82	3,096.46
Accumulated depreciation										
Opening accumulated depreciation	-	16.27	1,508.91	19,568.01	90.15	114.77	148.09	452.89	21,899.09	-
Depreciation charge during the year	-	-	384.17	4,460.11	22.11	25.02	20.48	68.63	4,980.52	-
Disposals	-	-	(1.30)	(327.11)	-	(0.04)	(0.01)	-	(328.46)	-
Closing accumulated depreciation	-	16.27	1,891.78	23,701.01	112.26	139.75	168.56	521.52	26,551.15	-
Net carrying amount as at March 31, 2023	1,652.04	1.04	7,102.23	34,840.15	80.57	121.91	33.20	220.53	44,051.67	3,096.46
Year ended March 31, 2024										
Gross carrying amount										
Opening gross carrying amount	1,652.04	17.31	8,994.01	58,541.16	192.83	261.66	201.76	742.05	70,602.82	3,096.46
Additions	-	-	-	10.18	-	5.70	1.38	2.08	19.34	6,777.66
Disposals	(36.63)	-	-	(656.99)	-	-	(2.59)	(0.57)	(696.78)	(186.57)
Transfers from CWIP	-	-	265.55	7,298.03	-	56.20	4.39	38.06	7,662.23	(7,662.23)
Closing gross carrying amount	1,615.41	17.31	9,259.56	65,192.38	192.83	323.56	204.94	781.62	77,587.61	2,025.32
Accumulated depreciation										
Opening accumulated depreciation	-	16.27	1,891.78	23,701.01	112.26	139.75	168.56	521.52	26,551.15	-
Depreciation charge during the year	-	-	407.79	4,596.83	20.72	25.14	8.58	73.75	5,132.81	-
Disposals	-	-	-	(269.69)	-	-	(2.55)	(0.55)	(272.79)	-
Closing accumulated depreciation	-	16.27	2,299.57	28,028.15	132.98	164.89	174.59	594.72	31,411.17	-
Net carrying amount as at March 31, 2024	1,615.41	1.04	6,959.99	37,164.23	59.85	158.67	30.35	186.90	46,176.44	2,025.32

Notes:

- (i) Refer to Note 18 for information on property, plant and equipment hypothecated / pledged as security by the Group.
- (ii) Contractual obligations : Refer to Note 41 for disclosure of contractual commitments for acquisition of property, plant and equipment.
- (iii) Borrowing costs allocated to fixed assets / capital work in progress is ₹ 48.58 lakhs (March 31, 2023 : ₹ 40.83 lakhs) (Refer note 34).
- (iv) Capital work-in-progress - Capital work-in-progress mainly comprises of new plant and machinery for spinning and texturising process, being installed/constructed in india.



NOTES

to the Consolidated Financial Statements for the Year ended March 31, 2024

(All amounts in ₹ Lakhs, unless otherwise stated)

NOTE 3a (i) CAPITAL WORK IN PROGRESS (CWIP)

(A) AGEING OF CWIP:

Projects in progress	Amounts in capital work-in-progress for				
	Less than one year	1 – 2 years	2 – 3 years	More than 3 years	Total
March 31, 2024	1,852.81	172.51	-	-	2,025.32
March 31, 2023	2,882.63	213.83	-	-	3,096.46

NOTE 3a (ii) COMPLETION SCHEDULE FOR CAPITAL WORK-IN-PROGRESS WHOSE COMPLETION IS OVERDUE :

Projects in progress	To be Completed in				
	Less than one year	1 – 2 years	2 – 3 years	More than 3 years	Total
March 31, 2024	112.44	-	-	-	112.44
March 31, 2023	-	-	-	-	-

NOTE 3a (iii) TITLE DEEDS OF IMMOVABLE PROPERTY NOT IN THE NAME OF THE GROUP

Particulars	Description of item of property	Gross carrying value	Title deeds held in the name of	Whether title deed holder is a promoter, director or relative of promoter/ director or employee of promoter/ director	Property held since which date	Reason for not being held in the name of the company
Building	Building - Residential flats - Flat No. C-4-18 to C-4-23 (6 flats) at Vardhman Co-op. Hsg Soc.Ltd. Survey No. 91, Village Lavachha Tal. Pardi.	14.85	Original title deeds not traceable	No	30-Sep-98	Original title deeds not traceable

NOTES

to the Consolidated Financial Statements for the Year ended March 31, 2024

(All amounts in ₹ Lakhs, unless otherwise stated)

Note 3(b): LEASES

This note provides information for leases where the Group is a lessee.

The Group leases various offices, warehouses and vehicles etc. Rental contracts are typically made for fixed periods of 6 months to 5 years, but may have extension options as described in (ii) below.

(i) Amounts recognised in balance sheet

The balance sheet shows the following amounts relating to leases:

Particulars	As at March 31, 2024	As at March 31, 2023
Right-of-use assets		
Buildings	1,821.71	730.88
Vehicles	-	-
Total	1,821.71	730.88

Particulars	As at March 31, 2024	As at March 31, 2023
Lease Liabilities		
Current	576.94	602.84
Non-current	1,226.75	171.18
Total	1,803.69	774.02

Additions to the right-of-use assets during the current financial year were ₹ 1,694.43 lakhs (March 31, 2023: ₹ 67.38 lakhs).

(ii) Amounts recognised in the statement of profit and loss

The statement of profit or loss shows the following amounts relating to leases:

Particulars	Note No	As at March 31, 2024	As at March 31, 2023
Depreciation charge of right-of-use assets			
Buildings	32	653.56	656.50
Vehicles	32	-	2.36
Total		653.56	658.86

Particulars	Note No	As at March 31, 2024	As at March 31, 2023
Interest expense (included in finance costs)	34	64.89	107.23
Expense relating to short-term leases (included in other expenses)	33	37.26	18.00
Total		102.15	125.23

The total cash outflow for leases for the year ended March 31, 2024 was ₹ 663.92 lakhs (March 31, 2023: ₹ 615.28 lakhs).

The majority of extension and termination options held are exercisable only by the Company and not by the respective lessor.

The lease liability is remeasured during the year ended March 31, 2023 due to decrease in scope of lease. Due to this, the carrying amount of the right-of-use assets is decreased to reflect the partial termination of lease resulting in a gain of ₹ 7.10 lakhs.



NOTES

to the Consolidated Financial Statements for the Year ended March 31, 2024

(All amounts in ₹ Lakhs, unless otherwise stated)

Note 4: INTANGIBLE ASSETS

Particulars	Computer Software
Year ended March 31, 2023	
Gross carrying amount	
Opening	137.25
Additions during the year	-
Disposals during the year	-
Closing gross carrying amount	137.25
Accumulated amortisation	
Opening	105.43
Charge during the year	12.49
Amortisation on disposals	-
Closing accumulated amortisation	117.92
Net carrying amount as at March 31, 2023	19.33
Year ended March 31, 2024	
Gross carrying amount	
Opening	137.25
Additions during the year	-
Disposals during the year	-
Closing gross carrying amount	137.25
Accumulated amortisation	
Opening	117.92
Charge during the year	5.09
Amortisation on disposals	-
Closing accumulated amortisation	123.01
Net carrying amount as at March 31, 2024	14.24

NOTE 5: LOANS- NON-CURRENT

Particulars	As at March 31, 2024	As at March 31, 2023
Loans to employees	44.16	56.58
Total	44.16	56.58

NOTE 6 : NON-CURRENT FINANCIAL ASSETS - OTHERS

Particulars	As at March 31, 2024	As at March 31, 2023
Security deposits	31.33	193.00
Margin Money Deposits with banks with maturity period of more than 12 months	675.10	106.36
Total	706.43	299.36

NOTES

to the Consolidated Financial Statements for the Year ended March 31, 2024

(All amounts in ₹ Lakhs, unless otherwise stated)

NOTE 7: INCOME TAX ASSETS (NET)

Particulars	As at March 31, 2024	As at March 31, 2023
Income tax assets	180.37	108.64
Add : Taxes Paid (net of refund)	4.68	259.08
MAT utilised	-	248.24
Less : Provision for current tax	(22.22)	(435.59)
Total	162.83	180.37

The above asset are net of provision for tax ₹ 4,179.46 lakhs (March 31, 2023 : ₹ 4,157.24 lakhs)

NOTE 8: DEFERRED TAX ASSETS (NET)

Particulars	As at March 31, 2024	As at March 31, 2023
Deferred tax assets		
Unabsorbed tax losses - depreciation	348.40	-
Defined benefit obligation	401.30	377.07
Provision for doubtful debts	50.60	21.85
MAT credit entitlement*	5,848.14	5,825.92
Lease liabilities	630.28	270.47
Others including expenses allowable on payment basis	383.35	408.55
	7,662.07	6,903.86
Deferred tax liabilities		
Depreciation	4,933.45	4,652.64
Right-of-use assets	636.58	255.40
	5,570.03	4,908.04
Net deferred tax assets	2,092.04	1,995.82

Note:

*In assessing the realisability of deferred tax on MAT credit entitlement, the Company considers the extent to which it is probable that the credit will be realised. Entitlement of MAT credit is recognised to the extent there is convincing evidence that the Company will be able to utilise the said credit against normal tax payable during the period of fifteen years succeeding the year of filing of return of Income tax. The Company considers the expected projected future taxable income and tax planning strategies in making this assessment. Based on this, the Company believes that it is probable that it will realise the benefits of this MAT credit entitlement.

MOVEMENT IN DEFERRED TAX ASSETS AND DEFERRED TAX LIABILITIES

	Deferred tax assets				Deferred tax liabilities		Net deferred tax assets	
	Unabsorbed tax losses-depreciation	MAT credit entitlement	Defined benefit obligation	Provision	Lease liabilities	Depreciation		Right-of-use assets
As at April 1, 2022	-	6,074.16	430.73	451.52	575.10	4,763.83	572.13	2,195.55
Charged / credited								
- to statement of Profit & Loss	-	-	(13.41)	(21.12)	(304.63)	(111.19)	(316.73)	88.76
- to other comprehensive income	-	-	(40.25)	-	-	-	-	(248.24)
- MAT credit utilisation#	-	(248.24)	-	-	-	-	-	(40.25)
At March 31, 2023	-	5,825.92	377.07	430.40	270.47	4,652.64	255.40	1,995.82
As at April 1, 2023	-	5,825.92	377.07	430.40	270.47	4,652.64	255.40	1995.82
Charged/credited:								
- to statement of profit and loss	348.40	-	22.49	3.55	359.81	280.81	381.18	72.26
- to other comprehensive income	-	-	1.74	-	-	-	-	1.74
- MAT credit	-	22.22	-	-	-	-	-	22.22
At March 31, 2024	348.40	5,848.14	401.30	433.95	630.28	4,933.45	636.58	2,092.04

Utilisation of deferred tax assets on carry forward MAT credit is towards current tax payable and hence not routed through the Statement of Profit and Loss.



NOTES

to the Consolidated Financial Statements for the Year ended March 31, 2024

(All amounts in ₹ Lakhs, unless otherwise stated)

NOTE 9 : OTHER NON-CURRENT ASSETS

Particulars	As at March 31, 2024	As at March 31, 2023
Capital advances	216.27	465.11
Prepaid expenses / Prepayments	46.38	18.47
Balances with government authorities	98.72	85.33
Total	361.37	568.91

NOTE 10 : INVENTORIES

Particulars	As at March 31, 2024	As at March 31, 2023
Raw Materials		
-In stock	5,489.08	3,877.56
-In transit	4,249.03	4,078.95
Goods-in-process	1,852.39	2,363.58
Finished goods		
-In stock	4,628.71	4,811.45
-In transit	2,472.15	2,731.47
Consumables, packing materials, stores and spares	2,770.41	2,077.25
Total	21,461.77	19,940.26

Refer Note 1.8 and Note 2 (d) for basis of valuation and provision.

NOTE 11 : TRADE RECEIVABLES - UNSECURED

Particulars	As at March 31, 2024	As at March 31, 2023
Current Trade receivables from contracts billed with:		
Related parties (Refer Note 47)	300.63	209.99
Others	12,127.62	10,257.29
Less: Loss allowance	(144.79)	(62.53)
Total	12,283.46	10,404.75

AGEING OF TRADE RECEIVABLES : AS AT MARCH 31, 2024

Particulars	Not Due	Outstanding for following periods from the due date					Total
		Less than 6 Months	6 months - 1 years	1-2 years	2-3 years	More than 3 years	
Undisputed trade receivables							
considered good	10,577.28	1,663.47	42.71	-	-	-	12,283.46
which have significant increase in credit risk	-	68.49	-	-	-	-	68.49
credit impaired	-	10.25	19.81	41.65	4.59	-	76.30
Less: Loss allowance	-	(78.74)	(19.81)	(41.65)	(4.59)	-	(144.79)
Total	10,577.28	1,663.47	42.71	-	-	-	12,283.46

NOTES

to the Consolidated Financial Statements for the Year ended March 31, 2024

(All amounts in ₹ Lakhs, unless otherwise stated)

AGEING OF TRADE RECEIVABLES : AS AT MARCH 31, 2023

Particulars	Not Due	Outstanding for following periods from the due date					Total
		Less than 6 Months	6 months - 1 years	1-2 years	2-3 years	More than 3 years	
Undisputed trade receivables							
considered good	7,966.32	2,400.39	38.04	-	-	-	10,404.75
which have significant increase in credit risk	-	-	-	-	-	-	-
credit impaired	-	23.83	17.30	16.81	4.59	-	62.53
Less: Loss allowance	-	(23.83)	(17.30)	(16.81)	(4.59)	-	(62.53)
Total	7,966.32	2,400.39	38.04	-	-	-	10,404.75

NOTE 12 : CASH AND CASH EQUIVALENTS

Particulars	As at March 31, 2024	As at March 31, 2023
Balance with Banks		
- in current accounts	344.38	780.37
- in EEFC account	333.64	107.47
Cash on hand	27.22	20.96
Total	705.24	908.80

NOTE 13 : BANK BALANCES OTHER THAN CASH AND CASH EQUIVALENTS

Particulars	As at March 31, 2024	As at March 31, 2023
Balance with Banks in		
- in margin money deposits with banks having maturity period upto twelve months (Refer Note below)	1,252.93	1,312.21
Total	1,252.93	1,312.21

Note:

- (a) Above amount of fixed deposits includes amount of Rs 1.12 Cr (March 31, 2023 : 1.12 Cr) which is restricted against maturities and interest payments of borrowings.
- (b) Fixed money deposits with banks having maturity period more than 12 months are disclosed under "Non-current financial assets - Other financial assets" (Refer Note 6)

NOTE 14 : LOANS

Particulars	As at March 31, 2024	As at March 31, 2023
Loans to employees	68.60	52.61
Total	68.60	52.61

NOTE 15 : CURRENT FINANCIAL ASSETS - OTHERS

Particulars	As at March 31, 2024	As at March 31, 2023
Security deposits	181.03	34.56
Interest Accrued in fixed deposits	30.11	19.35
Insurance claim Receivables	2,563.24	-
Other receivables	226.43	99.55
Total	3,000.81	153.46



NOTES

to the Consolidated Financial Statements for the Year ended March 31, 2024

(All amounts in ₹ Lakhs, unless otherwise stated)

NOTE 16 : OTHER CURRENT ASSETS

Particulars	As at March 31, 2024	As at March 31, 2023
Assets held for disposal	45.57	5.70
Advances to vendors (recoverable in cash or kind)	1,480.90	986.39
Advances to employee	14.11	-
Prepaid expenses / Prepayments	361.13	127.29
Balances with government authorities	8,102.23	6,866.54
Export benefits receivable	293.63	278.73
Technology upgradation fund subsidy receivable	391.31	391.31
Less: Loss allowance	(391.31)	(391.31)
Total	10,297.57	8,264.65

NOTE 17(A) : EQUITY SHARE CAPITAL

Particulars	As at March 31, 2024	As at March 31, 2023
Authorized equity share capital		
9,20,00,000 (March 31, 2023: 9,20,00,000) Equity Shares of ₹ 10/- each	9,200.00	9,200.00
2,80,00,000 (March 31, 2023: 2,80,00,000) Optionally Convertible Cumulative Preference Shares of ₹ 10/- each	2,800.00	2,800.00
	12,000.00	12,000.00
Issued, subscribed and fully paid up equity share capital		
50,631,274 (March 31, 2023: 50,353,314) Equity Shares of ₹ 10/- each fully paid up	5,063.13	5,035.33
Total	5,063.13	5,035.33

Movement in equity share capital	Number of equity shares	Amount
As at March 31, 2022	5,01,53,634	5,015.36
Add: Exercise of options - proceeds received	199,680	19.97
As at March 31, 2023	5,03,53,314	5,035.33
Add: Exercise of options - proceeds received	277,960	27.80
As at March 31, 2024	5,06,31,274	5,063.13

Terms/ rights attached to equity shares

The Group has only one class of equity shares having a par value of ₹10 per share. All issued shares rank pari-passu and have same voting rights per share. The Group declares and pays dividend in indian rupees.

In the event of liquidation of the Group, the holders of the equity shares will be entitled to receive remaining assets of the Group, after distribution of preferential amounts. The distribution will be in proportion to the number of equity shares held by the shareholders.

Equity shares held by holding company	As at March 31, 2024	As at March 31, 2023
Mandawewala Enterprises Limited	3,67,34,927	3,67,34,927

Details of shareholders holding more than 5% equity shares	As at March 31, 2024	As at March 31, 2023
Mandawewala Enterprises Limited (Number of equity shares)	3,67,34,927	3,67,34,927
(Percentage of holding)	72.55%	72.95%

Details of shareholding of promoters	As at March 31, 2024			As at March 31, 2023		
	Number of Shares	Percentage of total number of shares	Percentage of change during the year	Number of Shares	Percentage of total number of shares	Percentage of change during the year
Mandawewala Enterprises Limited	3,67,34,927	72.55%	-0.40%	3,67,34,927	72.95%	-0.29%
RRM Family Trust	5,00,000	0.99%	-0.01%	5,00,000	0.99%	-0.01%

NOTES

to the Consolidated Financial Statements for the Year ended March 31, 2024

(All amounts in ₹ Lakhs, unless otherwise stated)

NOTE 17 (B): OTHER EQUITY - RESERVES AND SURPLUS

Particulars	As at March 31, 2024	As at March 31, 2023
Capital reserve	2,664.93	2,664.93
Capital redemption reserve	293.36	293.36
Securities premium	7,287.26	7,159.85
General reserve	107.06	107.06
Share options outstanding account	305.05	303.89
Retained earnings	26,661.15	26,460.39
Total	37,318.81	36,989.48

Movement	As at March 31, 2024	As at March 31, 2023
- Capital reserve		
As per last balance sheet	2,664.93	2,664.93
Add/(less): Changes during the year	-	-
	2,664.93	2,664.93
- Capital redemption reserve		
As per last balance sheet	293.36	293.36
Add/(less): Changes during the year	-	-
	293.36	293.36
- Securities premium		
As per last balance sheet	7,159.85	7,056.59
Add: Exercise of options - proceeds received	127.41	103.26
	7,287.26	7,159.85
- General reserve		
As per last balance sheet	107.06	107.06
Add/ (Less): Changes during the year	-	-
	107.06	107.06
- Share options outstanding account		
As per last balance sheet	303.89	190.77
Add: Employee share based payment expense	128.57	216.38
Less: Employee stock options exercised	127.41	103.26
	305.05	303.89
- Retained earnings		
Opening balance	26,460.39	25,669.27
Restated Balance	26,460.39	25,669.27
Add/(Less):		
Net profit for the year	203.99	716.20
Item of other comprehensive income recognized directly in retained earnings		
- Remeasurement of post-employment benefit obligation, net of tax	(3.23)	74.92
	26,661.15	26,460.39

Nature and purpose of reserves

Capital reserve

Capital reserve represents capital surplus and is not available for distribution as dividend.

Securities premium reserve

Securities premium is used to record the premium received on issue of shares. The reserve is utilized in accordance with the provisions of the Companies Act, 2013.

Capital redemption reserve (CRR)

CRR is created on redemption of preference shares in accordance with the provisions of the Act.

Debenture redemption reserve (DRR)

DRR was created on issue of debentures in the earlier years. This has been transferred to General reserve as the debentures have been redeemed.

General reserve

General reserve represents appropriation of profits by the Group.

Share options outstanding account

The share options outstanding account is used to recognise the grant date fair value of options issued to employees under AYM Syntex Limited employee stock option plan.

Retained earnings

Retained earnings represent the accumulated undistributed earnings.



NOTES

to the Consolidated Financial Statements for the Year ended March 31, 2024

(All amounts in ₹ Lakhs, unless otherwise stated)

NOTE 18 : NON-CURRENT BORROWINGS

Particulars	As at March 31, 2024	As at March 31, 2023
Secured		
Term loans from banks		
- Rupee loans	14,921.37	18,534.56
Unsecured, considered good		
Inter-corporate deposits from related parties (Refer note 47)	2,400.00	2,400.00
Less: Current maturities of long-term debt (included in current borrowings)	(5,763.38)	(5,772.19)
Total	11,557.99	15,162.37

Note:

The rate of interest on the borrowings are in range of 8.20% to 11.50% p.a. (March 31, 2023 : 7.75% to 9.30% p.a.). The rupee term loans from banks are eligible for Central and State Government interest subsidies/rebates.

Net debt reconciliation

This section sets out an analysis of net debt and the movements in net debt for each of the periods presented.

Particulars	As at March 31, 2024	As at March 31, 2023
Cash and cash equivalents	705.24	908.80
Lease liabilities	(1,803.69)	(774.02)
Long term borrowings	(17,321.37)	(20,934.56)
Current borrowings	(19,040.83)	(5,865.77)
Net debt	(37,460.65)	(26,665.55)

Particulars	Other assets		Liabilities from financial activities		Total	
	Cash and Cash equivalents		Lease Liabilities	Non Current borrowings		Current borrowings*
Net debt as at March 31, 2022	385.07		(1,645.76)	(18,965.72)	(8,356.94)	(28,583.35)
Cash flows (net)	523.73		615.28	(1,968.84)	2,491.17	1,661.34
New leases	-		(67.38)	-	-	(67.38)
Interest expense	-		(107.23)	(1,765.07)	(513.34)	(2,385.64)
Interest paid	-		107.23	1,765.07	513.34	2,385.64
Non-cash movements						
- Fair value adjustment	-		323.84	-	-	323.84
Net debt as at March 31, 2023	908.80		(774.02)	(20,934.56)	(5,865.77)	(26,665.55)
Cash flows (net)	(203.56)		663.92	3,556.56	(13,175.06)	(9,158.14)
New leases	-		(1,694.43)	-	-	(1,694.43)
Interest expense	-		(64.89)	1,755.12	1,033.25	2,723.48
Interest paid	-		64.89	(1,755.12)	(1,033.25)	(2,723.48)
Non-cash movements						
- Acquisitions/disposals	-		0.84	-	-	0.84
- Fair value adjustment	-		-	56.63	-	56.63
Net debt as at March 31, 2024	705.24		(1,803.69)	(17,321.37)	(19,040.83)	(37,460.65)

* Includes current maturities of long-term borrowings

NOTES

to the Consolidated Financial Statements for the Year ended March 31, 2024

(All amounts in ₹ Lakhs, unless otherwise stated)

Particulars	Last installment due	Terms of Repayment	As at March 31, 2024	As at March 31, 2023
Rupee term loan is secured by 1st pari passu charge over the present and future fixed assets, all movable and immovable properties and 2nd pari passu charged over current assets of the Group	April-2024	Repayable in 28 quarterly installments commencing from Jan 2017	-	340.78
Rupee term loan is secured by 1st pari passu charge over the present and future fixed assets, all movable and immovable properties and 2nd pari passu charged over current assets of the Group	April-2024	Repayable in 28 quarterly installments commencing from Jan 2017	-	486.95
Rupee term loan is secured by 1st pari passu charge over the present and future fixed assets, all movable and immovable properties and 2nd pari passu charged over current assets of the Group	September - 2024	Repayable in 27 quarterly installments commencing from July 2017	149.53	448.58
Rupee term loan is secured by 1st pari passu charge over the present and future fixed assets, all movable and immovable properties and 2nd pari passu charged over current assets of the Group	January-2025	Repayable in 30 quarterly installments commencing from July 2017	403.31	771.03
Rupee term loan is secured by 1st pari passu charge over the present and future fixed assets, all movable and immovable properties and 2nd pari passu charged over current assets of the Group	April-2025	Repayable in 28 quarterly installments commencing from June 2018	395.69	851.32
Rupee term loan is secured by 1st pari passu charge over the present and future fixed assets, all movable and immovable properties and 2nd pari passu charged over current assets of the Group	April-2025	Repayable in 28 quarterly installments commencing from October 2018	206.31	528.84
Rupee term loan is secured by 1st pari passu charge over the present and future fixed assets, all movable and immovable properties and 2nd pari passu charged over current assets of the Group	July-2026	Repayable in 28 quarterly installments commencing from October 2018	1,168.75	1,558.94
Rupee term loan is secured by 1st pari passu charge over the present and future fixed assets, all movable and immovable properties and 2nd pari passu charged over current assets of the Group	June-2026	Repayable in 29 quarterly installments commencing from December 2019	3,232.98	4,383.15
Rupee working capital term loan is secured by 2nd pari passu charge over the present and future fixed assets, all movable and immovable properties and 2nd pari passu charged over current assets of the Group	February-26	Repayable in 48 Monthly installments commencing from March 2022.	445.59	678.13
Rupee working capital term loan is secured by 2nd pari passu charge over the present and future fixed assets, all movable and immovable properties and 2nd pari passu charged over current assets of the Group	February-26	Repayable in 48 Monthly installments commencing from April 2022.	1,188.33	1,808.33
Rupee working capital term loan is secured by 2nd pari passu charge over the present and future fixed assets, all movable and immovable properties and 2nd pari passu charged over current assets of the Group	March- 2026	Repayable in 48 Monthly installments commencing from April 2022.	149.93	225.00
Rupee term loan is secured by 1st pari passu charge over the present and future fixed assets, all movable and immovable properties of the Group	November - 2026	Repayable in 18 quarterly installments commencing from August 2022	1,376.84	1,932.40
Rupee term loan is secured by 1st pari passu charge over the entire fixed assets, and 2nd pari passu charge over the entire current asset of the Group	August- 2027	Repayable in 16 quarterly installments commencing from Nov 2023	2,187.50	2,488.96
Rupee term loan is secured by 1st pari passu charge over the present and future fixed assets, all movable and immovable properties of the Group	March-2028	Repayable in 20 quarterly installments commencing from Jun 2023	2,410.31	2,032.15
Rupee working capital term loan is secured by 2nd pari passu charge over the present and future fixed assets, all movable, immovable properties and all current assets of the Group	March-2028	Repayable in 48 monthly installments commencing from April 2024	808.00	-
Rupee term loan is secured by 1st pari passu charge over the present and future fixed assets, all movable and immovable properties of the Group	September- 2031	Repayable in 24 quarterly installments commencing from September 2025	859.44	-
Total			14,982.51	18,534.56



NOTES

to the Consolidated Financial Statements for the Year ended March 31, 2024

(All amounts in ₹ Lakhs, unless otherwise stated)

NOTE 19 : OTHER NON-CURRENT FINANCIAL LIABILITIES

Particulars	As at March 31, 2024	As at March 31, 2023
Creditors for capital purchases	-	242.28
Total	-	242.28

NOTE 20 : NON-CURRENT EMPLOYEE BENEFIT OBLIGATIONS

Particulars	As at March 31, 2024	As at March 31, 2023
Provision for gratuity (Refer Note 31)	773.40	742.27
Total	773.40	742.27

NOTE 21 : CURRENT FINANCIAL LIABILITIES - BORROWINGS

Particulars	As at March 31, 2024	As at March 31, 2023
Secured		
Working capital loan from banks		
- Rupee loans	7,404.73	5,560.51
- Foreign currency loans	415.00	-
Current maturities of long-term borrowings (Refer Note 18)	5,763.38	5,772.19
Unsecured		
Supplier finance arrangement (Refer Note ii)	4,978.24	-
Buyers' credit from banks	479.48	305.26
Total	19,040.83	11,637.96

Note:

- (i) The working capital loans, which includes cash credit and packing credit, are secured by hypothecation of raw material, stock-in-process, finished goods, semi finished goods, stores, spares and book debts and other current assets of the Group and equitable mortgage on entire property, plant and equipment.
- (ii) a. Repayable upto 180 days
b. Interest rate 9-10% p.a

NOTE 22 : TRADE PAYABLES

Particulars	As at March 31, 2024	As at March 31, 2023
Acceptances	15,686.99	11,721.69
Dues to micro, small and medium enterprises (Refer Note 43)	1,863.53	1,590.41
Dues to other	6,242.18	5,939.77
Total	23,792.70	19,251.87

For payables to Related parties (Refer Note 47)

AGEING OF TRADE PAYABLES: AS AT MARCH 31, 2024

Particulars	Not Due	Outstanding for following periods from the due date				Total
		Less than 1 year	1-2 years	2-3 years	More than 3 years	
Undisputed trade receivables						
Micro, small and medium enterprises	1,863.53	-	-	-	-	1,863.53
Others	18,231.61	3,608.87	48.93	39.76	-	21,929.17
Total	20,095.14	3,608.87	48.93	39.76	-	23,792.70

NOTES

to the Consolidated Financial Statements for the Year ended March 31, 2024

(All amounts in ₹ Lakhs, unless otherwise stated)

AGEING OF TRADE PAYABLES: AS AT MARCH 31, 2023

Particulars	Not Due	Outstanding for following periods from the due date				Total
		Less than 1 year	1-2 years	2-3 years	More than 3 years	
Undisputed trade receivables						
Micro, small and medium enterprises	1,590.41	-	-	-	-	1,590.41
Others	15,263.59	2,235.09	49.55	30.95	82.28	17,661.46
Total	16,854.00	2,235.09	49.55	30.95	82.28	19,251.87

NOTE 23 : OTHER CURRENT FINANCIAL LIABILITIES

Particulars	As at March 31, 2024	As at March 31, 2023
Interest accrued but not due	58.94	116.20
Creditors for capital purchases	1,673.28	664.32
Security deposits	203.75	166.20
Total	1,935.97	946.72

NOTE 24 : CURRENT EMPLOYEE BENEFIT OBLIGATIONS

Particulars	As at March 31, 2024	As at March 31, 2023
Provision for gratuity (Refer Note 31)	125.90	80.64
Provision for compensated absences (Refer Note 31)	254.09	256.17
Employee benefit payables	188.72	198.51
Total	568.71	535.32

Note:

The entire amount of the provision of ₹ 254.09 lakhs (31 March 2023 – ₹ 256.17 lakhs) is presented as current, since the Group does not have an unconditional right to defer settlement for any of these obligations. However, based on past experience, the Group does not expect all employees to avail the full balance of accrued leave or require payment for such leave within the next 12 months.

NOTE 25 : INCOME TAX LIABILITIES (NET)

Particulars	As at March 31, 2024	As at March 31, 2023
Opening balance	3.32	581.61
Add : Provision for Current Tax	-	-
Less : Paid during the year	-	(578.29)
Closing Balance	3.32	3.32

The above liabilities are net of advance taxes paid of ₹ 426.94 lakhs, (March 31, 2023 : ₹ 426.94 lakhs). (Refer Note 36)

NOTE 26 : OTHER CURRENT LIABILITIES

Particulars	As at March 31, 2024	As at March 31, 2023
Contact Liabilities	446.64	543.46
Statutory dues	169.73	171.25
Deferred capital subsidy	-	0.47
Total	616.37	715.18

Revenue recognised that was included in the contract liability balance at the beginning of the period is ₹ 543.46 lakhs (March 31, 2023 ₹ 549.75 lakhs)



NOTES

to the Consolidated Financial Statements for the Year ended March 31, 2024

(All amounts in ₹ Lakhs, unless otherwise stated)

NOTE 27 : REVENUE FROM OPERATIONS

Particulars	Year ended March 31, 2024	Year ended March 31, 2023
Revenue from contract with customers		
Sale of products	1,31,189.58	1,42,287.38
Sales of services	277.48	343.00
Other operating revenue		
Insurance claim for business interruption (Refer Note 35)	1,200.00	-
Sale of scrap	696.47	606.88
Export incentives (Refer Note 1.3)	2,452.86	2,540.96
Total	1,35,816.39	1,45,778.22

NOTE 28: OTHER INCOME

Particulars	Year ended March 31, 2024	Year ended March 31, 2023
Exchange difference (net)	63.88	359.32
Interest on:		
- Fixed deposits	105.81	59.53
- Others	75.07	161.87
Profit on sale Discarding of Property, Plant and equipment (Net)*	207.80	-
Insurance claim	36.09	11.43
Miscellaneous	203.38	194.70
Total	692.03	786.85

* Includes cwip written down of Rs 153.74 lakhs

NOTE 29: COST OF MATERIALS CONSUMED

Particulars	Year ended March 31, 2024	Year ended March 31, 2023
Raw material consumed		
Inventory at the beginning of the year	7,956.51	7,281.04
Add: Purchases	76,474.40	88,072.26
	84,430.91	95,353.30
Less: Inventory at the end of the year	9,738.11	7,956.51
Total	74,692.80	87,396.79

NOTE 30: CHANGES IN INVENTORIES OF FINISHED GOODS AND GOODS-IN-PROCESS

Particulars	Year ended March 31, 2024	Year ended March 31, 2023
Inventory at the end of the year		
Goods-in-process	1,852.39	2,363.58
Finished goods	7,100.86	7,542.92
	8,953.25	9,906.50
Less: Inventory at the beginning of the year		
Goods-in-process	2,363.58	1,795.73
Finished goods	7,542.92	7,918.06
	9,906.50	9,713.79
Total changes in inventories of finished goods and goods-in-process	953.25	(192.71)

NOTES

to the Consolidated Financial Statements for the Year ended March 31, 2024

(All amounts in ₹ Lakhs, unless otherwise stated)

NOTE 31: EMPLOYEE BENEFITS EXPENSE

Particulars	Year ended March 31, 2024	Year ended March 31, 2023
Salaries, wages and allowances	6,461.88	5364.80
Share based payment expense (Refer note 49)	128.57	216.38
Managerial remuneration	219.04	223.46
Contribution to provident and other funds	325.98	355.56
Gratuity	158.07	169.48
Workmen and staff welfare expenses	288.36	218.30
Total	7,581.90	6547.98

*Provident fund contribution ₹ 13.38 lakhs (₹ 12.37 lakhs) and gratuity ₹ 1.41 lakhs (₹ 5.03 lakhs) are included in managerial remuneration.

Defined Contribution Plans	Year ended March 31, 2024	Year ended March 31, 2023
During the year, the Group has recognized the following amounts in the statement of Profit and Loss:		
Employers' Contribution to Provident Fund*	301.26	329.17
Employers' Contribution to Employees' State Insurance *	24.42	26.08
Employers' Contribution to Labour welfare fund*	0.30	0.31
Total	325.98	355.56

* Included in Contribution to Provident and Other Funds

Defined Benefit Plan**Contribution to Gratuity**

The Group provides for every employee who is entitled to a benefit equivalent to fifteen days salary last drawn for each completed year of service in line with the Payment of Gratuity Act, 1972. The same is payable at the time of separation from the Group or retirement, whichever is earlier.

Risk exposure

These defined benefit plans expose the Group to actuarial risk such as longevity risks, interest rate risks, market (investment) risks.

Major Assumptions	Year ended March 31, 2024 % p.a.	Year ended March 31, 2023 % p.a.
Discount Rate	7.25	7.50
Salary Escalation Rate *	6.50	7.00
Rate of Employee Turnover:		
-Upto 30 years	6.00	4.00
-From 31 to 44 years	6.00	6.00
-Above 44 years	2.00	2.00
Mortality Rate During Employment	100% of IALM (2012-2014)	100% of IALM (2012-2014)

* The estimates for future salary increases considered takes into account the inflation, seniority, promotion and other relevant factors.



NOTES

to the Consolidated Financial Statements for the Year ended March 31, 2024

(All amounts in ₹ Lakhs, unless otherwise stated)

Change in the Present Value of Obligation	Year ended March 31, 2024	Year ended March 31, 2023
Opening Present Value of Obligation	822.91	846.88
Current Service Cost	99.59	112.52
Interest Cost	59.89	61.99
Total amount recognized in profit or loss	159.48	174.51
Remeasurement		
(Gain)/Loss from change in demographic assumptions and experience adjustments	33.52	(26.24)
(Gain)/Loss from change in financial assumptions	(28.55)	(88.93)
Total amount recognized in other comprehensive income	4.97	(115.17)
Benefit/ Exgratia paid	88.06	83.31
Closing Present Value of Obligation	899.30	822.91

Amount recognized in the Balance sheet	Year ended March 31, 2024	Year ended March 31, 2023
Present value of Obligation	899.30	822.91
Funded Status [(Surplus/ (Deficit))]	(899.30)	(822.91)
Expense recognized in Statement of Profit and Loss	159.48	174.51
Expense recognized in Other comprehensive income	(4.97)	115.17
Net (liability)/ Asset Recognized in the Balance Sheet	(899.30)	(822.91)

Expenses Recognized in Profit and Loss	Year ended March 31, 2024	Year ended March 31, 2023
Current Service Cost	99.59	112.52
Interest Cost	59.89	61.99
Expenses recognized in statement of profit or loss*	159.48	174.51

* Included in Employee Benefits Expense

Expenses recognized in Other Comprehensive Income	Year ended March 31, 2024	Year ended March 31, 2023
Re-measurement (Refer Note b above)		
Actuarial (Gains)/Losses on Obligation For the year	4.97	(115.17)
Net (Income)/Expenses for the Period Recognized in OCI	4.97	(115.17)

NOTES

to the Consolidated Financial Statements for the Year ended March 31, 2024

(All amounts in ₹ Lakhs, unless otherwise stated)

Sensitivity Analysis	Year ended March 31, 2024	Year ended March 31, 2023
Projected Benefit Obligation on Current Assumptions	899.30	822.91
Delta Effect of		
+0.5% Change in Rate of Discounting	(33.69)	(42.86)
-0.5% Change in Rate of Discounting	36.25	32.60
+0.5% Change in Rate of Salary	36.25	32.60
-0.5% Change in Rate of Salary	(34.11)	(31.31)
+0.5% Change in Rate of Employee Turnover	-	1.16
-0.5% Change in Rate of Employee Turnover	-	(1.23)

The above sensitivity analyses are based on a change in an assumption while holding all other assumptions constant. In practice, this is unlikely to occur, and changes in some of the assumptions may be correlated. When calculating the sensitivity of the defined benefit obligation to significant actuarial assumptions the same method (present value of the defined benefit obligation calculated with the projected unit credit method at the end of the reporting period) has been applied as when calculating the defined benefit liability recognized in the Balance Sheet.

The methods and types of assumptions used in preparing the sensitivity analysis did not change compared to the prior period.

Defined benefit liability and employer contributions

The Group considers that the contribution rates set at the last valuation date are sufficient to eliminate the deficit over the agreed period and that regular contributions, which are based on service costs, will not increase significantly.

The weighted average duration of the defined benefit obligation is 16.75 years (2023 -16.37 years). The expected maturity analysis of undiscounted gratuity is as follows:

	Less than a year	More than one year
As at March 31, 2024		
Defined benefit obligation (gratuity)	125.90	773.40
As at March 31, 2023		
Defined benefit obligation (gratuity)	80.64	742.27

Maturity Profile of Defined Benefit Obligation

Year	Amount
1-2 years	200.82
2-3 years	84.57
3-4 years	138.89
4-5 years	107.29
5-6 years	130.82

Other employee benefit

The liability for compensated absences as at year end is ₹ 254.09 lakhs (March 31, 2023: ₹ 256.17 lakhs)



NOTES

to the Consolidated Financial Statements for the Year ended March 31, 2024

(All amounts in ₹ Lakhs, unless otherwise stated)

NOTE 32: DEPRECIATION AND AMORTISATION EXPENSE

Particulars	Year ended March 31, 2024	Year ended March 31, 2023
Depreciation on property, plant and equipment (Refer Note 3a)	5,132.81	4,980.52
Depreciation of right-of-use assets (Refer Note 3b)	653.56	658.86
Amortization of intangible assets (Refer Note 4)	5.09	12.49
Total	5,791.46	5,651.87

NOTE 33: OTHER EXPENSES

Particulars	Year ended March 31, 2024	Year ended March 31, 2023
Consumption of stores and spares	3,941.92	3,606.65
Packing materials	4,411.86	4,488.71
Dyes and chemicals	4,950.99	4,219.33
Power, fuel and water	10,587.96	10,374.64
Contract labour charges	4,997.07	4,433.65
Repairs and maintenance:		
-Buildings	279.45	162.85
-Property, plant and equipment	687.34	581.84
-Others	297.33	244.30
Rent	37.26	18.00
Rates and taxes	56.48	45.93
Insurance	371.16	328.27
Directors sitting fees	15.24	14.49
Printing and stationery	34.71	33.50
Travelling and conveyance expenses	548.27	479.08
Legal and professional charges	1,012.03	826.42
Payment to auditors [Refer Note (a) below]	31.42	32.80
Communication charges	19.19	38.69
Vehicle expenses	63.06	63.18
Loss on sale/discarding of property, plant and equipment (net)	-	110.65
Freight and forwarding expenses	7,186.76	9,164.23
Brokerage and commission	1,672.79	2,004.68
Donations	5.32	5.11
Corporate social responsibility expenditure	71.85	72.41
Miscellaneous expenses	1,214.23	1,149.28
Total	42,493.69	42,498.69
Note (a) Payment to auditors for:		
As auditor:		
-Audit fees	27.00	29.00
-Tax audit	2.25	2.25
In other capacities:		
-Certifications	1.15	1.15
-Reimbursement of expenses	1.02	0.40
Total	31.42	32.80

NOTES

to the Consolidated Financial Statements for the Year ended March 31, 2024

(All amounts in ₹ Lakhs, unless otherwise stated)

NOTE 34: FINANCE COSTS

Particulars	Year ended March 31, 2024	Year ended March 31, 2023
Interest and finance charges on financial and lease liabilities		
- Long term borrowings	1,755.12	1,765.07
- Short term borrowings	1,033.25	513.34
- Others	240.95	252.03
Bank and other financial charges	1,173.20	1,068.98
Total	4,202.52	3,599.42

Note: Total borrowing costs is ₹ 4251.10 (March 31, 2023 : ₹ 3640.25 lakhs) out of which, ₹ 48.58 lakhs (March 31, 2023 : ₹ 40.83 lakhs) allocated to fixed assets / capital work in progress.

NOTE 35: EXCEPTIONAL ITEMS

Particulars	Year ended March 31, 2024	Year ended March 31, 2023
Loss from fire	661.07	-
Total	661.07	-

On May 12, 2023, an incident of fire occurred in some of the manufacturing lines of one of the unit of the Parent Company, located at Rakholi, Silvassa, U.T. Of Dadra & Nagar Haveli and Daman And Diu, India. It resulted in damage to certain property, plant, and equipment (PPE), inventory and caused temporary interruption in the business. The Parent Company completed restoration of the damaged facilities and the plant has resumed normal production. The cost of repairs, restoration, loss of assets (inventory and PPE) and other related losses/expenses incurred during the year ended March 31, 2024 aggregating to Rs.2,226 lakhs were recognised under 'Exceptional Item' in the Statement of Profit and Loss. Further, the above expenses were netted off for the impact of claim receivable amounting to Rs. 1,165 lakhs and an interim claim receipt of Rs 400 lakhs, and the net amount of Rs. 661 lakhs is disclosed as 'Exceptional Item' in the Statement of Profit and Loss. The Parent Company further received a communication from the insurance company for an interim claim of Rs 1200 lakhs against the loss incurred towards business interruption. The claim is accounted as operating income in the financial statements. The claims that are receivable are considered to be fully admissible based on assessment of the loss, the terms conditions of the insurance policies and communications from the insurance company and is presented under other financial assets.

NOTE 36: INCOME TAX EXPENSE

a) This note provides an analysis of the Group's income tax expense, show amounts that are recognised directly in equity and how the tax expense is affected by non-assessable and non-deductible items. It also explains significant estimates made in relation to the Group's tax positions.

i) Income tax related to items recognised directly in profit or loss of the Statement of Profit and Loss.

Particulars	As at March 31, 2024	As at March 31, 2023
Current tax		
Current tax on profits for the year	22.22	435.59
(A)	22.22	435.59
Deferred tax		
Decrease/(increase) in deferred tax assets# (Refer Note 9)	(756.47)	339.16
(Decrease)/increase in deferred tax liabilities	661.99	(427.92)
(B)	(94.48)	(88.76)
Income tax expense charged to profit or loss (C) = (A) + (B)	(72.26)	346.83

ii) Deferred tax related to items recognized in other comprehensive income (OCI)

Particulars	As at March 31, 2024	As at March 31, 2023
Deferred tax on remeasurement gains/(losses) on defined benefit plan	(1.74)	40.25
Deferred tax credited to other comprehensive income	(1.74)	40.25



NOTES

to the Consolidated Financial Statements for the Year ended March 31, 2024

(All amounts in ₹ Lakhs, unless otherwise stated)

- b) The reconciliation of estimated income tax expense at the Indian statutory income tax rate to the income tax expenses reported in statement of profit and loss is as follows:

Particulars	As at March 31, 2024	As at March 31, 2023
Profit before income tax	132.15	1,063.03
Tax at the Indian tax rate of 34.94% (March 31, 2023: 34.94%)	46.18	371.47
Expected tax expense at the enacted tax rate in India		
Tax effect of adjustments to reconcile expected income tax expense to reported income tax expense:		
1) Non-deductible expenses		
CSR expenditure and donations	29.14	27.09
Other items	0.90	4.49
2) Tax benefit items		
Other items	-	(7.81)
3) Incomes exempt from tax	(148.48)	-
4) Re-measurement of Deferred tax assets / liabilities	-	(48.41)
Income tax expense charged to the statement of profit and loss	(72.26)	346.83

NOTE 37: FAIR VALUE MEASUREMENTS

Financial instruments by category:

Financial assets	Note	As at March 31, 2024		As at March 31, 2023	
		Amortised cost	FVTPL	Amortised cost	FVTPL
Trade receivables	11	12,283.46	-	10,404.75	-
Margin money deposits with banks	13	1,252.93	-	1,312.21	-
Cash and cash equivalents	12	705.24	-	908.80	-
Bank balances other than cash and cash equivalents above	6	675.10	-	106.36	-
Security deposits	6, 15	212.36	-	227.56	-
Loans	5, 14	112.76	-	109.19	-
Insurance claim receivable	15	2,563.24	-	-	-
Interest accrued on fixed deposits	15	30.11	-	19.35	-
Other receivable	15	226.43	-	99.55	-
Total financial assets		18,061.63	-	13,187.77	-

Financial liabilities	Note	As at March 31, 2024		As at March 31, 2023	
		Amortised cost	FVTPL	Amortised cost	FVTPL
Borrowings	18, 21	30,598.82	-	26,800.33	-
Trade payables	22	23,792.70	-	19,251.87	-
Creditors for Capital Purchase	19, 23	1,673.28	-	906.60	-
Interest accrued but not due	23	58.94	-	116.20	-
Security deposits received	23	203.75	-	166.20	-
Lease liabilities	3(b)	1,803.69	-	774.02	-
Total financial liabilities		58,131.18	-	48,015.22	-

NOTES

to the Consolidated Financial Statements for the Year ended March 31, 2024

(All amounts in ₹ Lakhs, unless otherwise stated)

Fair value hierarchy

The fair values of the financial assets and liabilities are included at the amount that would be received to sell an asset or paid to transfer a liability in an orderly transaction between market participants at the measurement date.

This section explains the judgements and estimates made in determining the fair values of the financial instruments that are (a) recognised and measured at fair value and (b) measured at amortised cost and for which fair values are disclosed in the financial statements. To provide an indication about the reliability of the inputs used in determining fair value, the Group has classified its financial instruments into three levels prescribed under the Ind AS. An explanation for each level is given below.

Level 1: Level 1 hierarchy includes financial instruments measured using quoted prices. This includes listed equity instruments, exchange traded funds and mutual funds that have quoted price. The fair value of all equity instruments which are traded in the stock exchanges is valued using the closing price as at the reporting period. The mutual funds are valued using the closing Net Assets Value (NAV), NAV represents the price at which, the issuer will issue further units and will redeem such units of mutual funds to and from the investors.

Level 2: The fair value of financial instruments that are not traded in an active market is determined using valuation techniques which maximise the use of observable market data and rely as little as possible on entity-specific estimates. If all significant inputs required to fair value an instrument are observable, the instrument is included in level 2. Instruments in the level 2 category for the Group include foreign exchange forward contracts.

Level 3: If one or more of the significant inputs is not based on observable market data, the instrument is included in this level.

There are no internal transfers of financial assets and financial liabilities between Level 1, Level 2, Level 3 during the period. The Group's policy is to recognise transfers into and transfers out of fair value hierarchy level as at the end of the reporting period.

Financial assets and liabilities measured at amortised cost for which fair values are disclosed	As at March 31, 2024			As at March 31, 2023		
	Level 1	Level 2	Level 3	Level 1	Level 2	Level 3
Financial assets						
Margin money deposits with banks	-	-	1,252.93	-	-	1,312.21
Security deposits	-	-	212.36	-	-	227.56
Loans	-	-	112.76	-	-	109.19
Interest accrued margin money fixed deposits	-	-	30.11	-	-	19.35
Financial liabilities						
Borrowings	-	-	11,557.99	-	-	26,800.33
Interest accrued but not due	-	-	58.94	-	-	116.20
Security Deposits received	-	-	203.75	-	-	166.20

Financial assets and liabilities measured at amortised cost	As at March 31, 2024		As at March 31, 2023	
	Carrying Amount	Fair Value	Carrying Amount	Fair Value
Financial assets				
Security deposits	212.36	262.45	227.56	245.34

The carrying amounts of trade receivables, cash and cash equivalents, fixed deposit having maturity period upto 12 months and its interest accrued, export benefits receivable, current loans, current borrowings, trade payables and other financial liabilities are considered to be approximately same as their value, due to the short-term maturities of these financial assets/liabilities.

During the periods mentioned above, there have been no transfers amongst the levels of hierarchy.

Valuation techniques used to determine fair value:

Specific valuation techniques used to value financial instruments include:

- the use of quoted market prices or dealer quotes for similar instruments.
- the fair value of foreign exchange forward contracts is determined using forward exchange rates at the balance sheet date.
- the fair value of the remaining financial instruments is determined using discounted cash flow analysis



NOTES

to the Consolidated Financial Statements for the Year ended March 31, 2024

(All amounts in ₹ Lakhs, unless otherwise stated)

NOTE 38 : CAPITAL MANAGEMENT

Risk management

The Group's objectives when managing capital is to safeguard continuity, maintain a strong credit rating and healthy capital ratios in order to support its business and provide adequate return to shareholders through continuing growth. The Group's overall strategy remains unchanged from previous year.

The Group determines the amount of capital required on the basis of annual business and long-term operating plans which include capital and other strategic investments.

The funding requirements are met through a mixture of equity, internal fund generation and other long term borrowings. The Group's policy is to use short-term and long-term borrowings to meet anticipated funding requirements.

For the purpose of the Group's capital management, equity includes paid up capital, securities premium and other reserves. Net debt are long term and short term interest bearing debt as reduced by bank balances and cash and cash equivalents. The Group's strategy is to maintain a gearing ratio within 2:1.

The capital composition is as follows:

Particulars	As at March 31, 2024	As at March 31, 2023
Gross debt	32,402.51	27,574.35
Less: - Bank Balances	1,928.03	1,418.57
Less: - Cash and cash equivalents	705.24	908.80
Net debt	29,769.24	25,246.98
Total equity	42,382.90	42,024.81
Total capital	72,152.14	67,271.79
Net debt to equity ratio	0.70	0.60

Loan covenants

Bank loan agreements contain certain debt covenants relating to limitation on indebtedness, debt-equity ratio, debt service coverage ratio and fixed assets coverage ratio. The lower than mandated debt service coverage ratio has no implications on the cash flows as the Group complies with and satisfies all other conditions in respective agreements with the banks.

NOTE 39 : FINANCIAL RISK MANAGEMENT

The Group's activities are exposed to market risk, liquidity risk and credit risk which may adversely impact the fair value of its financial instruments. In order to minimise any adverse effects on the financial performance of the Group, derivative financial instruments, such as foreign exchange forward contracts are entered to hedge certain foreign currency risk exposures. Derivatives are used exclusively for hedging purpose and not as trading or speculative instruments.

Risk	Exposure arising from	Measurement	Management
Credit risk	Cash and cash equivalents, trade receivables, derivative financial instruments, financial assets measured at amortised cost.	Ageing analysis	Diversification of bank deposits, credit limits and letters of credit
Liquidity risk	Borrowings and other liabilities	Rolling cash flow forecasts	Availability of committed credit lines and borrowing facilities
Market risk - foreign exchange	Future commercial transactions Recognised financial assets and liabilities not denominated in Indian Rupee (₹)	Cash flow forecasting Sensitivity analysis	Forward Foreign Exchange Contracts
Market risk – interest rate	Long-term borrowings at variable rates	Sensitivity analysis	Availability of committed credit lines and borrowing facilities

The Group's risk management is carried out by a central treasury department under policies approved by the Board of Directors. Group's treasury team identifies, evaluates and hedges financial risks in close cooperation with the Group's respective department heads. The Board provides written principles for overall risk management, as well as policies covering specific areas, such as foreign exchange risk, interest rate risk, credit risk, use of derivative financial instruments, non derivative financial instruments and investment of excess liquidity.

NOTES

to the Consolidated Financial Statements for the Year ended March 31, 2024

(All amounts in ₹ Lakhs, unless otherwise stated)

A. Credit risk

Credit risk is the risk that counterparty will not meet its obligation under a financial instrument or customer contract, leading to a financial loss. The Group is exposed to credit risk from its operating activities (primarily trade receivables) and from its financing activities, including deposits with banks, investments in mutual funds, foreign exchange transactions and other financial instruments. The credit risk encompasses both the direct risk of default and the risk of deterioration of credit worthiness as well as concentration risks. To manage this, the Group periodically assesses the financial reliability of counter party, taking into account the financial condition, current economic trends, analysing the risk profile of the counter party and the analysis of historical bad debts and ageing of accounts receivable etc. Individual risk limits are set accordingly.

The Group determines default by considering the business environment in which the Group operates and other macro-economic factors. The Group considers the probability of default upon initial recognition of asset and whether there has been a significant increase in credit risk on an ongoing basis throughout each reporting period. To assess whether there is a significant increase in credit risk the Group compares the risk of a default occurring on the asset as at the reporting date with the risk of default as at the date of initial recognition. It considers reasonable and supportive forwarding-looking information such as:

- i) Actual or expected significant adverse changes in business;
- ii) Actual or expected significant changes in the operating results of the counterparty;
- iii) Financial or economic conditions that are expected to cause a significant change to the counterparty's ability to meet its obligations;
- iv) Significant increase in credit risk on other financial instruments of the same counterparty;
- v) Significant changes in the value of the collateral supporting the obligation or in the quality of the third-party guarantees.

None of the financial instruments of the Group result in material concentration of credit risk. The carrying value of financial assets represent the maximum credit risk. Financial assets are written off when there is no reasonable expectation of recovery, such as a debtor failing to engage in a repayment plan with the Group.

i) Trade receivables

The Group extends credit to customers in normal course of business. The Group considers factors such as credit track record in the market and past dealings for extension of credit to customers. Credit risk is managed through credit approvals, establishing credit limits, payment track record, monitoring financial position of the customer and other relevant factors. Outstanding customer receivables are regularly monitored and reviewed.

The Group evaluates the concentration of risk with respect to trade receivables as limited, as its customers are located in several jurisdictions and industries and operate in largely independent markets. The exposure to customers is diversified and no substantial concentration of risk as no single customer contributes more than 10% of revenue and of the outstanding receivables. Sales made in domestic market predominantly are through agents appointed by the Group, the agents being del credere agents most of the credit risk emanating thereto is borne by agents and the Group's exposure to risk is limited to sales made to customers directly. In case of direct sale, the Group has a policy of dealing only with credit worthy counter parties. The credit risk related to such sales are mitigated by taking advance, security deposit, letter of credit, setting and monitoring internal limits on exposure to individual customers as and where considered necessary. An impairment analysis which includes assessment for indicators of impairment is performed at each reporting date on an individual basis for all major customers and provision for impairment taken. The allowance reduces the net carrying amount.

To measure the expected credit losses, trade receivables have been grouped based on shared credit risk characteristics. The expected loss rates for trade receivables has been computed based on reasonable approximation of the loss rates and paste trend of outstanding debtors



NOTES

to the Consolidated Financial Statements for the Year ended March 31, 2024

(All amounts in ₹ Lakhs, unless otherwise stated)

A. Trade receivables

Loss allowance as at 31 March 2024 and 31 March 2023 was determined as follows for trade receivables and contract assets under the simplified approach:

As at 31 March 2024	Not Due	0 - 30 days	31 - 60 Days	61 - 90 Days	91 - 180 Days	181-360 Days	Over 360 Days	Total
Gross carrying amount	10,577.28	1,288.40	317.38	52.30	84.13	62.52	46.24	12,428.25
Expected loss rate	0.00%	0.22%	0.97%	2.74%	3.46%	31.69%	100.00%	-
Expected credit losses	-	2.83	3.08	1.43	2.91	19.81	46.24	76.30
Significant increase in credit risk	-	68.49	-	-	-	-	-	68.49
Carrying amount (net of impairment)	10,577.28	1,217.08	314.30	50.87	81.22	42.71	-	12,283.46

As at 31 March 2023	Not Due	0 - 30 days	31 - 60 Days	61 - 90 Days	91 - 180 Days	181-360 Days	Over 360 Days	Total
Gross carrying amount	7,966.32	1,843.80	182.38	106.20	291.84	55.34	21.40	10,467.28
Expected loss rate	0.00%	0.30%	1.23%	3.24%	4.29%	31.25%	100.00%	-
Expected credit losses	-	5.62	2.24	3.44	12.53	17.30	21.40	62.53
Carrying amount (net of impairment)	7,966.32	1,838.18	180.14	102.76	279.31	38.04	-	10,404.75

Reconciliation of loss allowance provision of trade receivables :

Particulars	As at March 31, 2024	As at March 31, 2023
Loss allowance - opening	62.53	165.97
Increase in loss allowance recognised in profit or loss during the year	82.26	-
Receivables written off during the year as uncollectible	-	31.87
Unused amount reversed	-	71.57
Loss allowance - closing	144.79	62.53

ii) Financial Instruments and Cash Deposits

The Group maintains exposure in Cash and Cash equivalents and term deposits with banks. The same is done after considering factors such as track record, size of the institution, market reputation and service standards. Generally, the balances are maintained with the institutions from whom the Group has also availed borrowings. Individual risk limits are set for each counter party based on financial position, credit rating and past experience. Credit risk and concentration of exposure are actively monitored by the Group. None of the financial instruments of the Group result in material concentration of credit risk.

iii) The ageing analysis of the trade receivables (other than due from related parties) has been considered from the date the Invoice falls due.

Particulars	As at March 31, 2024	As at March 31, 2023
Not due	10,276.65	7,756.33
Up to 6 months	1,673.72	2,424.22
More than 6 months	177.25	76.74
Total	12,127.62	10,257.29

NOTES

to the Consolidated Financial Statements for the Year ended March 31, 2024

(All amounts in ₹ Lakhs, unless otherwise stated)

B. Liquidity risk

Liquidity risk is defined as the risk that the Group will not be able to settle or meet its obligations, by delivering cash or other financial assets, on time or at a reasonable price. For the Group, liquidity risk arises from obligations on account of financial liabilities – borrowings, trade and other payables, derivative instruments and other financial liabilities.

The Group's approach to managing liquidity is to ensure, as far as possible, that it will always have sufficient liquidity to meet its liabilities when due, under both normal and stressed conditions, without incurring unacceptable losses or risking damage to the Group's reputation. The Group manages liquidity risk by maintaining adequate cash and drawable reserves, by continuously monitoring forecast and actual cash flows and matching the maturity profiles of the financial assets and liabilities. The Group regularly monitors liquidity position through rolling forecast based on estimated free cash flow generated from business. The Group invests its surplus funds in bank fixed deposits and liquid schemes of mutual funds, which carry no/negligible mark to market risks.

i) Financing arrangements

The Group had access to the following undrawn borrowing facilities at the end of the reporting period:

Particulars	As at March 31, 2024	As at March 31, 2023
Floating rate		
- Expiring within one year (Working capital and Term Loan)	2,967.00	7,443.99
- Expiring beyond one year (Term Loans)	5,640.56	-
Total	8,607.56	7,443.99

The working capital facilities may be drawn at any time and may be terminated by the bank without notice.

ii) Maturities of Financial liabilities

The tables below analyse the Group's financial liabilities into relevant maturity groupings based on their contractual maturities for:

- all non derivative financial liabilities, and
- net and gross settled derivative financial instruments for which the contractual maturities are essential for an understanding of the timing of the cash flows.

The amounts disclosed in the table are the contractual undiscounted cash flows:

As at March 31, 2024	Less than 1 year	Between 1 and 5 years	Beyond 5 years	Total
Maturities of non – derivative financial liabilities				
Long term borrowings	5,763.38	11,454.86	103.13	17,321.37
Short term borrowings	13,277.45	-	-	13,277.45
Interest accrued and not due	58.94	-	-	58.94
Lease liabilities	576.94	1,226.75	-	1,803.69
Trade payables	23,792.70	-	-	23,792.70
Other financial liabilities	1,877.03	-	-	1,877.03
Total	45,346.44	12,681.61	103.13	58,131.18

As at March 31, 2023	Less than 1 year	Between 1 and 5 years	Beyond 5 years	Total
Maturities of non – derivative financial liabilities				
Long term borrowings	5,772.19	15,162.37	-	20,934.56
Short term borrowings	5,865.77	-	-	5,865.77
Interest accrued and not due	116.20	-	-	116.20
Lease liabilities	602.84	171.18	-	774.02
Trade payables	19,251.87	-	-	19,251.87
Other financial liabilities	830.52	242.28	-	1,072.80
Total	32,439.39	15,575.83	-	48,015.22



NOTES

to the Consolidated Financial Statements for the Year ended March 31, 2024

(All amounts in ₹ Lakhs, unless otherwise stated)

Market risk

Market risk is the risk that changes in market prices, such as foreign exchange rates, interest rates and equity or commodity prices will affect the Group's income/cash flows or the value of its holdings of financial instruments. The objective of market risk management is to manage and control market risk exposures within acceptable parameters, while optimising the return. The sensitivity analysis excludes the impact of movements in market variables on the carrying value of postemployment benefit obligations provisions and on the non-financial assets and liabilities. Financial instruments affected by market risk include receivables, loans and borrowings, advances, deposits, investments and derivative financial instruments. The sensitivity of the relevant profit and loss item is the effect of the assumed changes in respective market risks.

The Group's activities expose it to risks on account of changes in foreign currency exchange rates and interest rates. The Group uses derivative financial instruments such as foreign exchange forward contracts of varying maturity depending upon the underlying contract as a risk management strategy to manage its exposures to foreign exchange fluctuations and interest rate.

Foreign currency risk

Currency risk is the risk that the fair value of a financial instrument or future cash flows fluctuate because of changes in market price of the functional currency. The Group is exposed to foreign exchange risk on their receivables, payables and foreign currency loans which are mainly held in the United State Dollar ("USD"), the Euro ("EUR"), British Pound ("GBP"), the Australian Dollar ("AUD"), the Swiss Franc ("CHF") and Japanese Yen ("JPY"). Consequently, the Group is exposed primarily to the risk that the exchange rate of the Indian Rupees ("₹") relative to the USD, the EUR, the CHF, and the CNY may change in a manner that has a material effect on the reported values of the Group's assets and liabilities that are denominated in these foreign currencies.

The Group evaluates exchange rate exposure arising from foreign currency transactions and follows established risk management policy wherein exposure is identified, a benchmark is set and monitored closely for suitable hedges, including minimising cross currency transactions, using natural hedge and the use of derivatives like foreign exchange forward contracts to hedge exposure to foreign currency risk.

The Group's exposure to foreign currency risk at the end of the reporting period are as under -

Particulars	As at March 31, 2024						As at March 31, 2023					
	Foreign Currency exposure						Foreign Currency exposure					
	USD	EUR	GBP	JPY	AUD	CHF	USD	EUR	GBP	JPY	AUD	CHF
Financial assets												
- Trade receivables*	6,272.67	411.29	11.45	-	-	-	5,919.64	906.50	185.18	-	-	-
- Advance to Suppliers	641.39	264.38	0.11	43.54	-	-	578.20	17.18	-	47.18	-	-
- Capital advances	40.39	13.11	-	-	-	-	152.62	123.30	-	-	-	1.78
- Cash and cash equivalents	333.64	-	-	-	-	-	107.46	-	-	-	-	-
- Other financial assets	133.14	93.94	-	-	-	-	44.22	55.33	-	-	-	-
Net exposure to foreign currency risk (Assets)	7,421.23	782.72	11.56	43.54	-	-	6,802.14	1,102.31	185.18	47.18	-	1.78
Financial liabilities												
- Packing credit in foreign currency	415.00	-	-	-	-	-	-	-	-	-	-	-
- Buyers credit from banks	479.48	-	-	-	-	-	305.26	-	-	-	-	-
- Trade payables	7,408.44	53.24	5.97	-	-	-	5,233.49	130.49	10.03	-	16.73	-
- Creditors for Capital Purchases	-	1,105.44	-	-	-	16.93	-	491.67	-	-	-	-
- Advance from Customers	237.81	76.15	-	-	-	-	378.43	24.55	-	-	-	-
Net exposure to foreign currency risk (Liabilities)	8,540.73	1,234.83	5.97	-	-	16.93	5,917.18	646.71	10.03	-	16.73	-
Net open exposure	(1,119.50)	(452.11)	5.60	43.54	-	(16.93)	884.96	455.60	175.15	47.18	(16.73)	1.78

* The net open exposure as at March 31, 2024 excludes reversal of sale under Ind AS of ₹ 1,730.15 lakhs (₹ 2,076.93 lakhs).

NOTES

to the Consolidated Financial Statements for the Year ended March 31, 2024

(All amounts in ₹ Lakhs, unless otherwise stated)

Sensitivity to foreign currency risk

The following table demonstrates the foreign exchange sensitivity by assuming rates shift in the USD, EUR, CHF, GBP, JPY, AUD and other currencies with all other variables held constant. The impact below on the Group's profit/equity before considering tax impact is due to changes in the fair value of unhedged foreign currency monetary assets and liabilities at balance sheet date:

Currencies / Sensitivity	As at March 31, 2024		As at March 31, 2023	
	Increase by 5%	Decrease by 5%	Increase by 5%	Decrease by 5%
	Gain / (Loss)		(Loss) / Gain	
USD	(55.97)	55.97	44.25	(44.25)
EUR	(22.61)	22.61	22.78	(22.78)
GBP	0.28	(0.28)	8.76	(8.76)
JPY	2.18	(2.18)	2.36	(2.36)
AUD	-	-	(0.84)	0.84
CHF	(0.85)	0.85	0.09	(0.09)

II Interest rate risk

This refers to risk to the fair value or future cash flows of a financial instrument on account of movement in market interest rates.

For the Group, the interest risk arises mainly from debt obligations, both short term and long term with floating interest rates. Interest rate risk is measured by using the cash flow sensitivity for changes in variable interest rate.

III Cash flow and fair value interest rate risk

Interest rate risk is measured by using the cash flow sensitivity for changes in variable interest rate. The Group uses a mix of interest rate sensitive financial instruments to manage the liquidity and fund requirements for its day to day operations like vendor bill discounting, suppliers' and buyers' credit. The risk is managed by the Group by maintaining an appropriate mix between fixed and floating rate borrowings. As the Group does not have exposure to any floating interest bearing assets, its interest income and related cash flows are not affected by changes in the market interest rates.

a) Interest rate risk exposure:

Particulars	As at March 31, 2024	As at March 31, 2023
Variable rate borrowings	27,719.34	24,095.07
Fixed rate borrowings	2,879.48	2,705.26
Total borrowings	30,598.82	26,800.33

As at the end of the reporting period, the Group had the following variable rate borrowings:

Particulars	As at March 31, 2024			As at March 31, 2023		
	Weighted average interest rate	Balance	% of total loans	Weighted average interest rate	Balance	% of total loans
Borrowings	9.61%	27,719.34	91%	9.21%	24,095.07	90%
Net exposure to cash flow interest rate risk		27,719.34			24,095.07	



NOTES

to the Consolidated Financial Statements for the Year ended March 31, 2024

(All amounts in ₹ Lakhs, unless otherwise stated)

b) Interest rate Sensitivity

The following table illustrates the sensitivity of profit and equity before considering tax impact to a reasonably possible change in interest rate of 50 basis point increase or decrease. The calculations are based on the risk exposures outstanding at the balance sheet date.

Particulars	Impact on Profit	
	As at March 31, 2024	As at March 31, 2023
Interest rates - increase by 50 basis points*	(138.60)	(120.48)
Interest rates - decrease by 50 basis points*	138.60	120.48

*Holding all other variables constant including change in interest subsidy

NOTE 40: CONTINGENT LIABILITY DISCLOSURE

Particulars	As at March 31, 2024	As at March 31, 2023
Excise, GST, Customs and Service Tax Matters	484.12	1,100.21
Income Tax Matters	-	6.32
Claims against Group not acknowledged as debts	603.52	488.27

The Hon'ble Supreme Court of India, through a ruling in February 2019, provided interpretation on the components of salary on which the Group and its employees are to contribute towards provident fund under the Employee's Provident Fund Act. Based on the current evaluation, the Group believes it is not probable that certain components of salary paid by the Group will be subject to contribution towards provident fund due to the Supreme Court order. The Group will continue to monitor and evaluate its position based on future events and developments.

Notes:

- It is not practicable for the Group to estimate the timing of cash outflows, if any, in respect of the above pending resolution of the respective proceedings.
- The Group does not expect any reimbursements in respect of the above contingent liabilities.

Description of contingent liabilities:

Excise, GST, customs and service tax matters

The Group has ongoing disputes with tax authorities mainly relating to availment of input tax credit on certain items and classification of finished goods.

Income tax matters

The Group has ongoing disputes with Income tax authorities relating to tax treatment of certain items. These mainly includes disallowed expenses, claimed by the Group as deductions.

Claims against Group not acknowledged as debts

Represent claims disputed by the Group wherein the Group has filed application for dismissal of the matters.

NOTES

to the Consolidated Financial Statements for the Year ended March 31, 2024

(All amounts in ₹ Lakhs, unless otherwise stated)

NOTE 41: CAPITAL AND OTHER COMMITMENTS

Particulars	As at March 31, 2024	As at March 31, 2023
(a) Capital Commitments		
Estimated value of Contracts remaining to be executed (Net of Advances)	331.19	1,576.79
(b) Other Commitments		
Custom duty on pending export obligation against import under Advance License and EPCG scheme	1,434.94	475.79

NOTE 42: EARNINGS PER SHARE

Particulars	Year ended March 31, 2024	Year ended March 31, 2023
Profit after tax (A) (₹ in lakhs)	203.99	716.20
Weighted average number of equity shares outstanding during the year (B)	5,05,04,488	5,02,68,023
Weighted average number of equity shares for basic earning per share	5,05,04,488	5,02,68,023
Adjustments for dilluted earning per share - options	293,414	501,853
Weighted average number of equity shares for diluted earning per share (C)	5,07,97,902	5,07,69,876
Basic earnings per share (A)/(B)	0.40	1.42
Diluted earnings per share (A)/(C)	0.40	1.41
Nominal value of an equity share (₹)	10.00	10.00

NOTE 43: DISCLOSURE FOR MICRO, MEDIUM AND SMALL ENTERPRISES

Particulars	As at March 31, 2024	As at March 31, 2023
Principal amount due to suppliers registered under the MSMED Act and remaining unpaid as at year end	1,758.87	1,488.68
Interest due to suppliers registered under the MSMED Act and remaining unpaid as at year end	104.66	101.73
Principal amounts paid to suppliers registered under the MSMED Act, beyond the appointed day during the year	8,024.01	7,374.47
Interest paid, under Section 16 of MSMED Act, to suppliers registered under the MSMED Act, beyond the appointed day during the year	13.61	48.04
Interest paid, other than under Section 16 of MSMED Act, to suppliers registered under the MSMED Act, beyond the appointed day during the year	-	-
Amount of interest due and payable for the period of delay in making payment (which have been paid but beyond the appointed day during the year) but without adding the interest specified under the MSMED Act	-	-
Interest accrued and remaining unpaid at the end of each accounting year	-	-
Amount of further interest remaining due and payable even in the succeeding years, until such date when the interest dues above are actually paid to the small enterprise, for the purpose of disallowance of a deductible expenditure under section 23 of the MSMED Act	104.66	101.73

NOTE 44: DISCLOSURE PURSUANT TO THE REGULATION 34(3) READ WITH PARA A OF SCHEDULE V OF SEBI LISTING REGULATIONS, 2015

There are no loans and advances, in the nature of loans to firms/ companies in which directors are interested outstanding during the year ended March 31, 2024 and March 31, 2023.



NOTES

to the Consolidated Financial Statements for the Year ended March 31, 2024

(All amounts in ₹ Lakhs, unless otherwise stated)

NOTE 45: RESEARCH AND DEVELOPMENT EXPENDITURE

Details of Research and Development expenses incurred during the year, debited to the Statement of Profit and Loss account are ₹ 1081.06 lakhs (March 31, 2023: ₹ 1001.81 lakhs), which includes materials cost, power cost, employee cost.

Details of capital expenditure incurred during the year for Research and Development is given below:

Particulars	As at March 31, 2024	As at March 31, 2023
Plant and Machinery	-	-
Total	-	-

NOTE 46: OFFSETTING FINANCIAL ASSETS AND FINANCIAL LIABILITIES

There are no financial assets or financial liabilities which are subject to offsetting as at March 31, 2024 and March 31, 2023, since the Group neither has enforceable right or an intent to settle on net basis or to realise the asset and settle the liability simultaneously. Further, the Group has no enforceable matters netting arrangements and other similar arrangements as at March 31, 2024 and March 31, 2023.

NOTE 47: RELATED PARTY DISCLOSURES

(i) Relationships

Holding Company	Mandawewala Enterprises Limited
Key Management Personnel	Mr. Abhishek Mandawewala (Managing Director & CEO) Mrs. Khushboo Mandawewala (Whole Time Director) Mr. Himanshu Dhaddha (Chief Financial Officer)
Independent Directors	Mr. Atul Desai Mr. Kantilal N Patel Mr. K H Vishwanathan Mr. Mohan Tandon
Other Related parties	Mertz Estates Limited RRM Enterprises Private Limited Welspun Retail Limited Welspun Global Brands Limited Welspun Flooring Limited Welspun India Limited

NOTES

to the Consolidated Financial Statements for the Year ended March 31, 2024

(All amounts in ₹ Lakhs, unless otherwise stated)

(ii) Terms and conditions

- All transactions were made on normal commercial terms and conditions and at market rates.
- All outstanding balances are unsecured and repayable in cash.

Particulars	Holding Company	Enterprises over which Key Management Personnel or relatives of such personnel exercise significant influence or control and with whom transactions have taken place during the year						Key Management Personal	Independent Directors
	Mandawewala Enterprises Limited	Mertz Estates Limited	RRM Enterprises Private Limited	Welspun India Limited	Welspun Retail Limited	Welspun Flooring Limited	Welspun Global Brands Limited		
Transactions during the year									
Intercorporate deposits received			-						
			(1200.00)						
Cross charge	14.50								
	(14.31)								
Interest expense	-		216.59						
			(205.35)						
Short term employee benefit								319.37	
								(313.96)	
Stock Options								23.16	
								(31.20)	
Loan advanced									
Loan repaid								12.00	
								(11.00)	
Director sitting fees									15.24
									(14.49)
Purchase of goods/services/ expenses incurred	2.95	177.00		-	0.55	125.64	1530.08		
	(3.13)	(221.25)		(45.51)	-	(55.26)	(3,579.92)		
Sale of goods				1,086.88		1,336.27			
				(452.84)		(1,914.64)			
Closing balance									
Intercorporate deposits			2,400.00						
			(2,400.00)						
Interest accrued			-						
			(47.93)						
Debtors				159.14		141.49			
				(28.12)		(181.87)			
Creditors						-	111.86		
						(123.73)	(115.94)		

Year 2022-23 figures are given in round brackets ().

*All amount is inclusive of taxes



NOTES

to the Consolidated Financial Statements for the Year ended March 31, 2024

(All amounts in ₹ Lakhs, unless otherwise stated)

Note 48: Segment information

i) Information about primary business segment identification of segments:

The Group is engaged in the business of Synthetic Yarn which in the context of Ind AS 108 on segment reporting are considered to constitute single primary business segment.

The chief operational decision maker monitors the operating results of its business segment separately for the purpose of making decision about profit or loss in the financial statements, Operating segment have been identified on the basis of geographical segment and other quantitative criteria specified in the Ind AS 108.

(i) Segment revenue :

The segment revenue is measured in the same way as in the Statement of Profit or Loss.

Particulars	2024			2023		
	India	Outside India	Total	India	Outside India	Total
Segmental revenue*	71,352.67	64,463.72	1,35,816.39	78,058.44	67,719.78	1,45,778.22

*excluding other income

The Group is domiciled in India. The amount of its revenue from external customers broken down by location of the customers is shown in the table below.

Revenue from outside India	For the Year ended March 31, 2024	For the Year ended March 31, 2023
Australia and New Zealand	17,248.61	16,713.41
European Union	13,685.46	10,988.07
U.S.A	12,838.55	25,144.24
U.K.	832.48	1,804.05
Others	19,858.62	13,070.01
Total	64,463.72	67,719.78

(ii) Segment assets :

Segment assets are measured in the same way as in the financial statements. These assets are allocated based on the operations of the segment and the physical location of the asset.

Segment Assets	As at March 31, 2024			As at March 31, 2023		
	India	Outside India	Total	India	Outside India	Total
Carrying amount of segment assets	82,810.17	8,977.76	91,787.93	73,535.85	9,045.11	82,580.96
Additions to non-current assets#	6,610.41	-	6,610.41	6,548.09	-	6,548.09
Total segment assets	89,420.58	8,977.76	98,398.34	80,083.94	9,045.11	89,129.05
Unallocated:						
Right-of-use assets			1,821.71	-	-	730.88
Deferred tax assets (net)			2,092.04	-	-	1,995.82
Income tax assets (net)			162.83	-	-	180.37
Balance Sheet Assets			1,02,474.92			92,036.12

Additions to non-current assets also includes expenditure incurred on capital work-in-progress.

NOTES

to the Consolidated Financial Statements for the Year ended March 31, 2024

(All amounts in ₹ Lakhs, unless otherwise stated)

(iii) Segment liabilities :

Segment liabilities are measured in the same way as in the financial statements. These liabilities are allocated based on the operations of the segment and the physical location of the liability.

Segment Liabilities	As at March 31, 2024			As at March 31, 2023		
	India	Outside India	Total	India	Outside India	Total
Carrying amount of segment liabilities	18,783.18	8,903.97	27,687.15	16,147.94	6,285.40	22,433.34
Total segment liabilities	18,783.18	8,903.97	27,687.15	16,147.94	6,285.40	22,433.34
Unallocated:						-
Borrowings			30,598.82	-	-	26,800.33
Lease liabilities			1,803.69	-	-	774.02
Income Tax Liabilities (net)			3.32	-	-	3.32
Balancesheet Liabilities			60,092.98			50,011.01

NOTE 49: EMPLOYEE STOCK OPTION PLAN DISCLOSURE FOR IND AS

The Group has formulated employee share-based payment schemes with objective to attract and retain talent and align the interest of employees with the Group as well as to incentivize and motivate them to contribute to its growth and profitability. At present two share-based payment schemes are in existence.

- 1) AYM Employee Stock Option (AYMSOP 2018) was approved by shareholders at Extra Ordinary general meeting in 2018.
- 2) AYM Employee Stock Option Scheme 2021 (AYM ESOP SCHEME 2021) was approved by the shareholders through postal ballot on March 05, 2021. Details of these employee share-based schemes are given below:

Persons covered under this scheme include all permanent employees working in India or out of India, whole time and other directors.

The schemes however exclude employee outside india who is an employee of a subsidiary, holding or associate of the Group, promoters or person belonging to the Promoter group, promoter director, director holding directly or indirectly more than 10% of the outstanding share of the Group.

Options are granted under the plan for no consideration and carry no dividend or voting rights. When exercisable, each option is convertible into one equity share. The exercise price of the options shall not be less than face value of equity share and shall not exceed market price of the equity share of the Group as on the date of grant of Option.

AYM Employee Stock Option (AYMSOP 2018)

The Grant date is August 13, 2018

Vesting Proportion	Date of vesting
10% of the options granted	13-Aug-19
10% of the options granted	13-Aug-20
20% of the options granted	13-Aug-21
20% of the options granted	13-Aug-22
40% of the options granted	13-Aug-23

Set out below is a summary of options granted under the plan

	March 31, 2024		March 31, 2023	
	Average exercise price per share option (₹)	Number of Option	Average exercise price per share option (₹)	Number of Option
Opening balance	10	2,05,360	10	3,15,600
Granted during the year	-	-	-	-
Exercised during the year	10	1,85,960	10	1,02,680
Cancelled during the year		19,400	10	7,560
Closing balance		-		2,05,360

The weighted average share price at the date of exercise of options exercised during the year ended 31 March 2024 was ₹ 67.08 per share.

Weighted average remaining contractual life of options outstanding at end of period	NIL	1.37 years
---	-----	------------

No option expired during the periods covered in the above tables.



NOTES

to the Consolidated Financial Statements for the Year ended March 31, 2024

(All amounts in ₹ Lakhs, unless otherwise stated)

The fair value at grant date of options granted was ₹.41.20

The fair value at grant date is determined using Black Scholes Model which takes into account the exercise price, the term of the option, the share price at grant date and expected price volatility of the underlying share, the expected dividend yield and the risk free interest rate for the term of the option.

The model input for the option granted during the year ended March 31, 2024 included:

- a) options are granted for no consideration and vest upon completion of minimum employment of one year from the date of grant. Vesting options will be subject to continued employment with the Group. Vested options are exercisable for a period of one year after vesting.
- b) Exercise price : ₹ 10
- c) Grant date : August 13, 2018
- d) expiry date : August 13, 2024
- e) Share price at the grant date : ₹ 41.2
- f) expected price volatility of the Company's shares : 41.22%
- g) expected dividend yield : 0.00%
- h) risk free interest rate : 7.61%-7.90%

The expected price volatility is based on historic volatility (Based on the remaining life of the option), adjusted for any expected changes to future volatility due to publicly available information.

AYM ESOP SCHEME 2021 Grant -1

The Grant date is April 24, 2021

Vesting Proportion	Date of vesting
10% of the options granted	24-Apr-22
10% of the options granted	24-Apr-23
20% of the options granted	24-Apr-24
20% of the options granted	24-Apr-25
40% of the options granted	24-Apr-26

Once vested, the option remains exercisable for a period of one year and expire thereafter.

The fair value at grant date of options granted was ₹ 43.50

Set out below is a summary of options granted under the plan

	March 31, 2024		March 31, 2023	
	Average exercise price per share option (₹)	Number of Option	Average exercise price per share option (₹)	Number of Option
Opening balance	10	5,40,000	10	6,00,000
Granted during the year	-	-	-	-
Exercised during the year	10	60,000	10	60,000
Cancelled during the year	-	80,000	-	-
Closing balance		4,00,000		5,40,000

No option expired during the periods covered in the above table.

The weighted average share price at the date of exercise of options exercised during the year ended 31 March 2024 was ₹ 72.52 per share.

Weighted average remaining contractual life of options outstanding at end of period	2.32 years	3.07 years
---	------------	------------

The fair value at grant date is determined using Black Scholes Model which takes into account the exercise price, the term of the option, the share price at grant date and expected price volatility of the underlying share, the expected dividend yield and the risk free interest rate for the term of the option.

NOTES

to the Consolidated Financial Statements for the Year ended March 31, 2024

(All amounts in ₹ Lakhs, unless otherwise stated)

The model input for the option granted during the year ended March 31, 2024 included:

- a) options are granted for no consideration and vest upon completion of minimum employment of one year from the date of grant. Vesting options will be subject to continued employment with the Group. Vested options are exercisable for a period of one year after vesting.
- b) Exercise price: ₹ 10
- c) Grant date: April 24, 2021
- d) Expiry date: April 24, 2027
- e) Share price at the grant date: ₹ 43.50
- f) Expected price volatility of the Company's shares: 64.09%
- g) Expected dividend yield: 0.00%
- h) Risk free interest rate: 4.15%-5.87%

The expected price volatility is based on historic volatility (Based on the remaining life of the option), adjusted for any expected changes to future volatility due to publicly available information.

AYM ESOP SCHEME 2021 Grant -2

The Grant date is January 29, 2022

Vesting Proportion	Date of vesting
10% of the options granted	29-Jan-23
10% of the options granted	29-Jan-24
10% of the options granted	28-Jan-25
15% of the options granted	28-Jan-26
15% of the options granted	28-Jan-27
40% of the options granted	28-Jan-28

Set out below is a summary of options granted under the plan

	March 31, 2024		March 31, 2023	
	Average exercise price per share option (₹)	Number of Option	Average exercise price per share option (₹)	Number of Option
Opening balance	10	3,33,000	10	3,90,000
Granted during the year	-	-	-	-
Exercised during the year	10	32,000	10	37,000
Cancelled during the year	10	45,000	10	20,000
Closing balance		2,56,000		3,33,000

The weighted average share price at the date of exercise of options exercised during the year ended 31 March 2024 was ₹ 89.06 per share.

Weighted average remaining contractual life of options outstanding at end of period 3.89 years 3.56 years

No option expired during the periods covered in the above table.

The fair value at grant date is determined using Black Scholes Model which takes into account the exercise price, the term of the option, the share price at grant date and expected price volatility of the underlying share, the expected dividend yield and the risk free interest rate for the term of the option.

The model input for the option granted during the year ended March 31, 2023 included:

- a) options are granted for no consideration and vest upon completion of minimum employment of one year from the date of grant. Vesting options will be subject to continued employment with the Group. Vested options are exercisable for a period of one year after vesting.
- b) Exercise price: ₹ 10
- c) Grant date: January 29, 2022
- d) Expiry date: January 27, 2029
- e) Share price at the grant date: ₹ 136.95
- f) Expected price volatility of the Company's shares: 53.48%
- g) Expected dividend yield: 0.00%
- h) Risk free interest rate: 4.45%-6.45%

The expected price volatility is based on historic volatility (Based on the remaining life of the option), adjusted for any expected changes to future volatility due to publicly available information.



NOTES

to the Consolidated Financial Statements for the Year ended March 31, 2024

(All amounts in ₹ Lakhs, unless otherwise stated)

Expenses arising from share-based payment transactions

Total expenses arising from share based payment transactions recognised in profit or loss as part of employee benefit expenses were as follow:

	31-Mar-24	31-Mar-23
Employee-share based expense	128.57	216.38

NOTE 50: OTHER REGULATORY INFORMATION REQUIRED BY SCHEDULE III

- (i) No proceedings have been initiated on or are pending against the Group as at March 31, 2023 for holding benami property under the Benami Transactions (Prohibitions) Act, 1988 (45 of 1988) and the rules made thereunder.
- (ii) The Group has borrowings from banks on the basis of security of current assets. The quarterly returns filed by the Group with banks are in agreement with the books of accounts.
- (iii) The Group has not been declared wilful defaulter by any bank or financial institution or government or any government authority.
- (iv) The Group has no transactions with the companies struck off under Companies Act, 2013 or Companies Act, 1956.
- (v)
 1. The Group has not advanced or loaned or invested funds to any other person(s) or entity(ies), including foreign entities (Intermediaries) with the understanding that the Intermediary shall:
 - a. directly or indirectly lend or invest in other persons or entities identified in any manner whatsoever by or on behalf of the Group (Ultimate Beneficiaries) or
 - b. provide any guarantee, security or the like to or on behalf of the ultimate beneficiaries
 2. The Group has not received any fund from any person(s) or entity(ies), including foreign entities (Funding Party) with the understanding (whether recorded in writing or otherwise) that the group shall:
 - a. directly or indirectly lend or invest in other persons or entities identified in any manner whatsoever by or on behalf of the Funding Party (Ultimate Beneficiaries) or
 - b. provide any guarantee, security or the like on behalf of the ultimate beneficiaries
- (vi) There is no income surrendered or transaction disclosed as income during the current or previous year in the tax assessments under the Income Tax Act, 1961, that has not been recorded in the books of account.
- (vii) There are no charges or satisfaction which are yet to be registered with the Registrar of Companies beyond the statutory period.
- (viii) The borrowings obtained by the Group from banks have been applied for the purposes for which such loans were was taken.
- (ix) The Group has complied with number of layers prescribed under the Companies Act, 2013 read with the Companies (Restriction on number of layers) Rules 2017
- (x) The Group has not entered into any scheme of arrangement which has an accounting impact on current or previous year figure
- (xi) The Group has not traded or invetsed in crypto currency or virtual currency during the current or previous year

NOTES

to the Consolidated Financial Statements for the Year ended March 31, 2024

(All amounts in ₹ Lakhs, unless otherwise stated)

NOTE 51: ADDITIONAL REGULATORY INFORMATION REQUIRED BY SCHEDULE III IN RESPECT OF SUBSIDIARY

Name of the Entity	Net assets (total assets minus total liabilities)		Share of profit or (loss)		Share in other comprehensive income		Share in total comprehensive income	
	As % of consolidated net assets	Amount (₹ in lakhs)	As % of consolidated net assets	Amount (₹ in lakhs)	As % of consolidated net assets	Amount (₹ in lakhs)	As % of consolidated net assets	Amount (₹ in lakhs)
Parent								
AYM Syntex Limited								
March 31, 2023	100.00%	42,024.35	100.08%	716.74	100.00%	74.92	100.07%	791.66
March 31, 2024	100.00%	42,381.90	100.21%	204.41	100.00%	(3.23)	100.21%	201.18
Subsidiary								
AYM Textiles Private Limited								
March 31, 2023	0.00%	0.46	-0.08%	(0.54)	0.00%	-	-0.07%	(0.54)
March 31, 2024	0.00%	0.04	-0.21%	(0.42)	0.00%	-	-0.21%	(0.42)
March 31, 2023 (Total)	100.00%	42,024.81	100.00%	716.20	100.00%	74.92	100.00%	791.12
March 31, 2024 (Total)	100.00%	42,381.94	100.00%	203.99	100.00%	(3.23)	100.00%	200.76

NOTE 52: EVENTS OCCURRING AFTER THE REPORTING DATE

No adjustments on account of events occurring after the reporting date have been identified to the figures reported.

Signatures to Notes to Financial Statements

For Price Waterhouse Chartered Accountants LLP

Firm Registration No: 012754N/ N500016

Pankaj Khandelia

Partner

Membership No. 102022

Place: Mumbai

Date: May 30, 2024

For and on behalf of the Board of Directors**Rajesh Mandawewala**

Chairman

DIN 00007179

Abhishek Mandawewala

CEO and Managing Director

DIN 00737785

Himanshu Dhaddha

Chief Financial Officer

Ashitosh Sheth

Company Secretary

Corporate Information

BOARD OF DIRECTORS

Rajesh Mandawewala

Chairman & Non-Executive Director

Abhishek R. Mandawewala

Managing Director & CEO

Khushboo Mandawewala

Whole-time Director

Kantilal N. Patel

Independent Director (Appointed w.e.f 29th July, 2023)

Harsh Bhuta

Independent Director (Appointed w.e.f 28th May, 2024)

Mala Todarwal

Independent Director (Appointed w.e.f 28th May, 2024)

* **Atul Desai**

Independent Director

* **Mohan Tandon**

Independent Director

KEY MANAGERIAL PERSONNEL

Abhishek R. Mandawewala

Managing Director & CEO

Khushboo Mandawewala

Whole-time Director

Suyog Chitlange

Chief Financial Officer (Appointed w.e.f 9th July, 2024)

Himanshu Dhaddha

Chief Financial Officer

(Resigned as chief financial officer w.e.f 8th July, 2024)

Ashitosh Sheth

Company Secretary

(Resigned as company secretary of the company w.e.f 6th July, 2024)

* Ceased to be Independent Director upon completion of their tenure as Independent Director on 28th May, 2024

BANKERS

Bank of Baroda

Central Bank of India

HDFC Bank

IDBI Bank Limited

Indian Bank

Karur Vysya Bank

Shinhan Bank

State Bank of India

Qatar National Bank

STATUTORY AUDITORS

Price Waterhouse Chartered
Accountants LLP

REACH US

Manufacturing Facilities

Silvassa

U.T. of Dadra & Nagar Haveli

Naroli

U.T. of Dadra & Nagar Haveli

Palghar

Maharashtra

Registered Office

Survey No. 374/1/1, Village Saily, Silvassa, U.T. of Dadra and Nagar Haveli, 396230, India

Corporate Office

Trade World, B/9

Kamala Mills Compound

Lower Parel (W)

Mumbai- 400 013

Registrar and Transfer Agents

Link Intime India Private Limited

C-101, 247 Park, LBS Marg,

Vikhroli (West), Mumbai – 400 083



AYM Syntex

THE STRENGTH WITHIN

AYM Syntex Limited

CIN NO: L99999DN1983PLC000045

www.aymsyntex.com